



innermost®



innermost®







Handmade  
in  
Shropshire



innermost

innermost

# How to use this catalogue

We are delighted to introduce our new tailored lampshade catalogue.

All shades are hand-made to order in the UK at our own facility in Shropshire. We are able to guarantee the highest standards of quality and service, as well as the flexibility to make fully bespoke shades from a quantity of 1 to 1000.

Use this catalogue as a source book to choose from all our standard shapes, sizes, fabrics and fittings to design your own tailored lighting. We can supply just lampshades, or you can pair them with our own electrical fittings and lamp bases.

You can start anywhere in the catalogue to design your own lampshade, although we suggest to read through the Overview pages first.

When you are ready to order, simply email us with the shape and size, the fabric and colour, and list any accessories required. We will then be able to provide a quote based on the quantity required.

Beyond what we have here the possibilities are endless. If you have any queries please just ask.

**innermost**<sup>®</sup>


















# Content

	Page
<b>Overview</b>	
Fabrics	9
Shapes & Sizes	11
Accessories	13
<b>Details</b>	
Fabrics	
<b>Telford</b> polyester	17
<b>Checks</b> cotton	19
<b>Stripes</b> cotton blend	21
<b>Harrogate</b> quilted velvet	23
<b>Stafford</b> fire rated, wipeable, anti bacterial and marine polyethylene	25
<b>Wenlock</b> wool felt	27
<b>Scion Lohko</b> cotton linen	29
<b>Cork</b> natural cork	31
<b>Fade</b> polyester	33
<b>Marble</b> polyester	35
<b>Creation Baumann Arik</b> polyester	37
<b>Colefax Indra</b> viscose polyester acrylic	39
<b>Lighthouse</b> polycarbonate	41
Shapes & Sizes	
<b>Small Drum</b> Pendants	45
<b>Large Drum</b> Pendants	47
<b>Donut</b> Pendant	49
<b>RD2SQ</b> Pendants	51
<b>MNM</b> Pendants	53
<b>Cone</b> Wall and Table	55
<b>Round</b> Ceiling	57
Accessories	
<b>Diffuser and Panel Options</b>	60-61
<b>CAE / 3CAE / DropLED</b> Pendant Fittings	62-67
<b>CME</b> Ceiling Mount Fitting	69
<b>Artic</b> Table / Floor / Wall Base	70-73
<b>Roll</b> Table / Floor / Wall Base	74-77
<b>Tripod</b> Table / Floor Base	79
<b>RD2SQ</b> Table / Floor Base	81
<b>Trumpet</b> Table Base	83



# Fabric Overview

Name / Material	Page	Colours	Acoustic Absorbency	Pattern	Price Category
<b>Telford</b> polyester	17	20	●●●●●		A
<b>Checks</b> cotton	19	2	●●●●●		B
<b>Stripes</b> cotton blend	21	7	●●●●●		B
<b>Harrogate</b> quilted velvet	23	5	●●●●●		C
<b>Stafford</b> fire rated, wipeable, anti bacterial and marine polyethylene	25	6	●●●●●		C
<b>Wenlock</b> wool felt	27	7	●●●●●		D
<b>Scion Lohko</b> cotton linen	29	4	●●●●●		D
<b>Cork</b> natural cork	31	2	●●●●●		E
<b>Fade</b> polyester	33	3	●●●●●		E
<b>Marble</b> polyester	35	2	●●●●●		E
<b>Creation Baumann Arik</b> flame retardant polyester	37	6	●●●●●		F
<b>Colefax Indra</b> viscose polyester acrylic	39	3	●●●●●		G
<b>Lighthouse</b> wipeable polycarbonate	41	1	●●●●●		H

Colours - number available from stock - others available on request

Fire Rated (FR) - all fabrics can be made fire rated on request

Wipeable - can be cleaned with a damp cloth

Anti Bacterial - pre treated material

Other fabrics available on request / Customers can also provide their own fabrics

Acoustic Absorbency is a comparative indication only

Price Category - A is the lowest cost, then B, then C etc








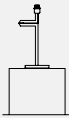


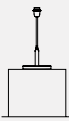




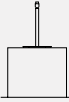

# Shape & Size Overview

Format	Name	Page	Sizes cm (DxH)			
<b>Pendants</b>						
	Small Drum	45	20 x 18	20 x 25 20 x 40	30 x 21	33 x 20 33 x 30
	Large Drum	47	40 x 25	46 x 30 60 x 30	70 x 25	80 x 35
	Donut	49	110 x 30			
	RD2SQ	51	40 x 30	60 x 30		
	MnM	53	40 x 40	60 x 60		
<b>Wall and Table</b>						
	Cone	55	15.5 x 12.5	45 x 25		
<b>Ceiling</b>						
	Round	57	46 x 30	60 x 30		

Most Drum pendants can be used on table or floor bases - please ask if unsure  
 Shade heights - standard heights listed - others available on request  
 Shade diameters - standard diameters listed - others available on special order  
 Other shapes available on special order




# Accessories Overview

Format	Shape	Page								
Diffuser Options		60								
Panel Options		61								
Pendants Electrics	CAE	63								
	3CAE	65								
	DropLED	67								
Ceiling Electrics	CME	69								
Bases	Artic	70-73		Floor		Table		Wall		
			Roll	74-77		Floor		Table		Wall
					Tripod	79		Floor		Table
	RD2SQ	81		Floor				Table		
			Trumpet	83						Table





# Fabrics





# Telford

Polyester

Our most versatile fabric, Telford, name after our home town, is available in 20 colours and looks great on all shapes and sizes.



Suitable for all shade shapes and sizes, see page 4 for details.

Materials : Woven Polyester

Acoustic Absorbancy : ●●●●●

Price category : A

Innermost recommends:

The ideal fabric for mixing and matching multiple colours.





# Checks Cotton

The bold checked cotton fabric is available in green or yellow with a large 66mm check, perfect for making a statement in your interior.



Green / Black



Yellow / Black

Suitable for all round shapes and sizes, see page 4 for details.

Materials : Cotton

Acoustic Absorbancy : ●●○○○

Price category : B

Innermost recommends:  
Great for all large round sizes.







# Stripes

Cotton blend

Create a sophisticated tailored look with these striped fabrics. Shades will be made with stripes horizontally unless requested otherwise.



Big Stripe  
Tan



Big Stripe  
Red




Big Stripe  
Light Blue



Big Stripe  
Navy



Small Stripe  
Tan



Small Stripe  
Brunt Orange



Small Stripe  
Navy

Suitable for all round and MnM shapes  
Materials : Cotton blend  
Acoustic Absorbancy : ●●●●●●●●  
Price category : B

Innermost recommends:  
Looks great on MnM shapes.








# Harrogate

Quilted velvet


Add some luxury to your interior with these beautiful velvets available in five different coloured quilted patterns. The sumptuous quilting makes these fabrics extra thick and soft.



Pink  
Square



Grey  
Rectangles



Burnt Orange  
Triangles



Blue  
Waves



Chocolate  
Tristar

Suitable for all Drum shapes  
Materials : Quilted velvet  
Acoustic Absorbancy : ●●●●●●  
Price category : C

Innermost recommends:  
Complete your pendant with a cotton diffuser.







# Stafford

Polyethylene


This contemporary collection is taken from the world of contract wall-coverings. These earthy textural woven materials suit a natural colour palette.




Herringbone  
Tan



Herringbone  
Black



Red



Black



Dark Red



Blue

Suitable for all shade shapes and sizes, see page 4 for details.

Materials : Woven Polyester

Acoustic Absorbancy : ●●●●●

Fire Rated, Wipeable, Anti bac and Marine

Price category : C

Innermost recommends:


Being wipeable, Stafford is perfect for lampshades where cleanability is key.





# Wenlock Wool felt


A soft natural wool felt in rich colours to bring added warmth to any interior.




Natural




Orange



Red



Ocean Blue



Dark Green



Navy



Charcoal

Suitable for all shade shapes and sizes, see page 4 for details.

Materials : Wool felt

Acoustic Absorbancy : ●●●●○

Price category : D

Innermost recommends:


Works well for both ceiling and table lamps to add texture to a room.





# Scion Lohko Cotton linen

Scion is a very British fabric brand which is part of the house of Harlequin. Their Scandi-inspired Lohko design is one of our most popular with its oversized abstract retro-contemporary design, which is available in 4 bold colourways.



Honey

Paprika

Indigo

Liquorice

Suitable for all round shapes and sizes, see page 4 for details.

Materials : Cotton Linen

Acoustic Absorbancy : ●●●●●

Price category : D

Innermost recommends:  
Perfect for all round shapes.







# Cork

Natural Cork

A genuine spanish cork veneer makes beautifully soft and tactile lampshades. Available in a natural and smoke finish.



Natural



Smoke

Suitable for all shade shapes and sizes, see page 4 for details.

Materials : Natural Cork

Acoustic Absorbancy : ●●●●○

Price category : E

Innermost recommends:

Use as a tall table shade or large drum pendant.






# Fade

Polyester

This fabric gradually blends from colour to natural fabric with an ombre effect. It has the effect of the shade fading away into your white ceiling.



Suitable for all shade round shapes and sizes, see page 4 for details.

Materials : Polyester

Acoustic Absorbancy : ●●●●●

Price category : E

Innermost recommends:

Great for ceiling shades to create an illusion of the colour fading into the ceiling.






# Marble

Polyester

Reminiscent of Carrara and Marquina marbles from the mountains of Italy. These digitally printed fabrics beautifully recreate the stone effect, so you can bring a natural look to your interior.



White



Black

Suitable for all shade shapes and sizes, see page 4 for details.

Materials : Woven Polyester

Acoustic Absorbancy : ●●○○○

Price category : E

Innermost recommends:


A great way to incorporate the marble trend, and works well on large shades.





# Creation Baumann Polyester

Création Baumann have been weaving world-renowned fabrics in Switzerland since 1886. We made this selection from their Arik collection as we believe they make great contemporary lampshades that will complement any interior. The fabric has a two-tone micro-pattern which results in an interplay with up to three colour nuances depending on the angle of vision.



Suitable for all shade shapes and sizes, see page 4 for details.

Materials : Polyester

Acoustic Absorbancy : ●●●●●●

Price category : F

Innermost recommends:

Works best on large round & donut pendant and ceiling shapes.








# Colefax Indra

Viscose polyester acrylic


A lustrous textured fabric from the British fabric house Colefax & Fowler that uses a satin warp and strong woven textures to achieve the effect of hammered metal. Polished and sleek, we have it as standard in 3 burnished tones of Copper, Teal and Silver.



Silver



Teal



Copper

Suitable for all shade shapes and sizes, see page 4 for details.

Materials : Viscose Polyester Acrylic

Acoustic Absorbancy : ●●●●●

Price category : G

Innermost recommends:

The sheen of these shades are perfect for adding sophisticated elegance and low-key luxury.





# Lighthouse

Polycarbonate

An array of Fresnel lenses create this stunning optical effect multiplying the light source. The 1mm thick polycarbonate has the appearance of glass and brings a certain elegance to your space.



Lighthouse

Suitable for all round shapes and sizes, see page 4 for details.

Materials : Polycarbonate

Acoustic Absorbancy : ●●●●●

Price category : H

Innermost recommends:

Pair with our prismatic acrylic diffuser for best effect.

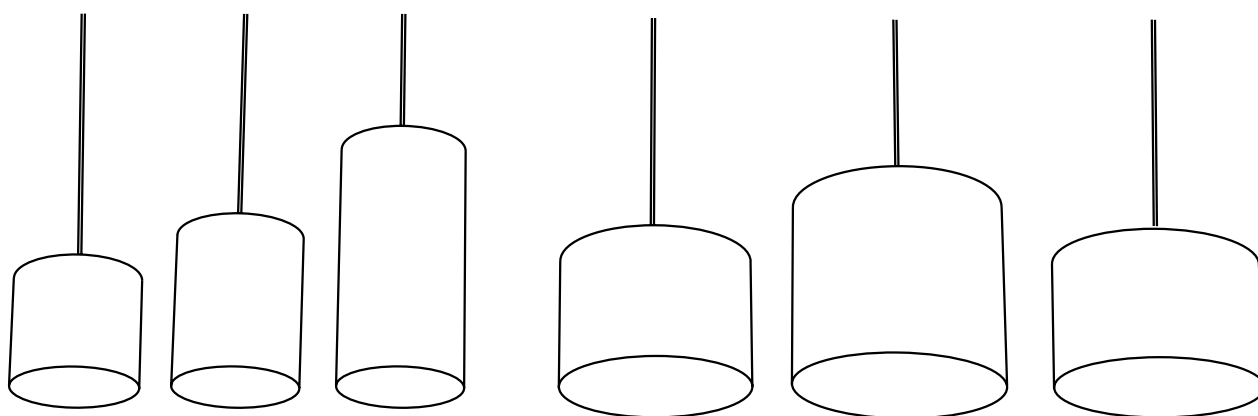


# Shapes and Sizes





## Small Drum



20 x 18

20 x 25

20 x 40

30 x 21

33 x 30

33 x 20

Sizes cm (DxH)

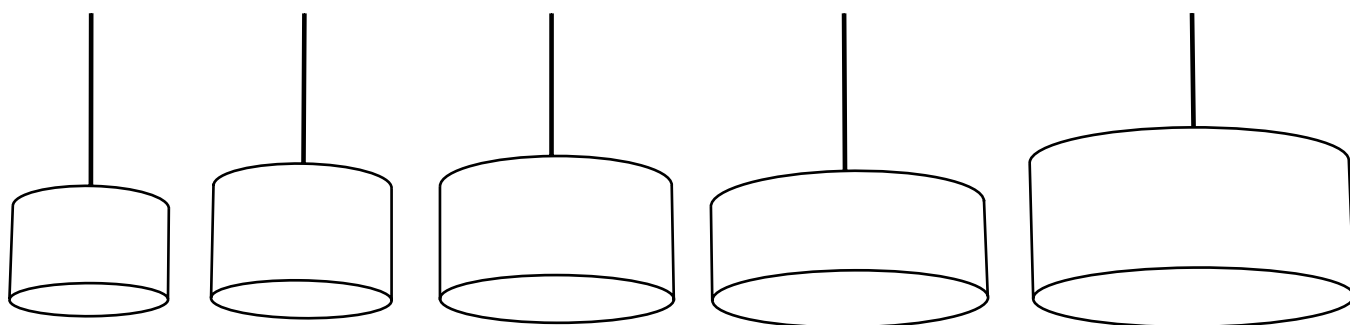
Versatile cylindrical shades which work equally well with floor and table bases as they do as pendant or ceiling shades.







## Large Drum



40 x 25

46 x 30

60 x 30

70 x 25

80 x 35

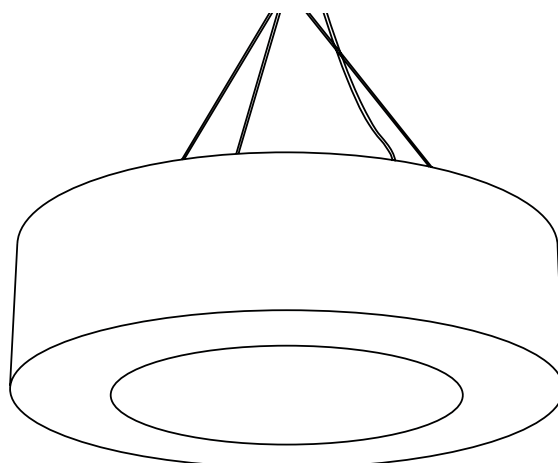
Sizes cm (DxH)

Most suited for larger spaces. Can also be used with floor bases (except the 70) or with our ceiling fitting.





## Donut Shade



110 x 70 x 30

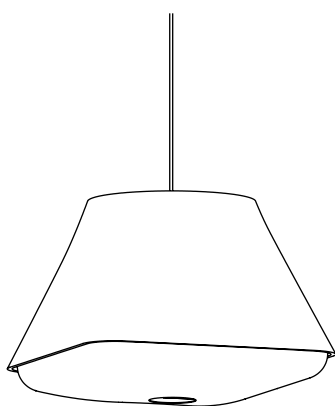
Sizes cm (OD x ID x H)

When size and illumination are important, this impressive ring shade is great for living and meeting spaces. Comes as standard with a diffuser and electrics to suit.

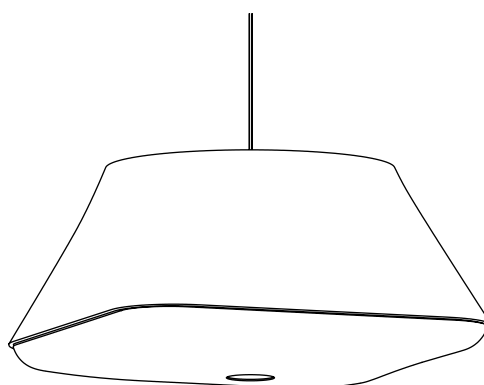




## RD2SQ



40 x 30



60 x 30

Sizes cm (DxH)

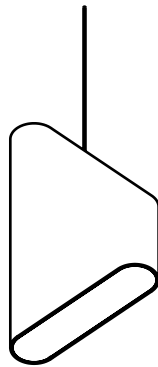
A round shape on the top and a square shape on the bottom, these contemporary shades work well in groups. Each comes with its own moulded acrylic diffuser which hangs lower than the shade creating an extra level of interest.

RD2SQ work equally well as pendants as they do with the table and floor bases with the same name.

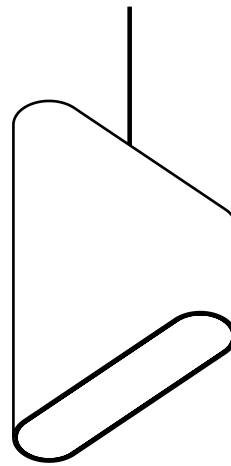




## MnM



40 x 40



60 x 60

Sizes cm (DxH)


A quirky lampshade shape, oval top and bottom but at 90 degrees to each other, the MnM looks great in groups.








## Cone



10 x 15.5 x 12.5



25 x 45 x 24

Sizes cm (TD x BD x H)

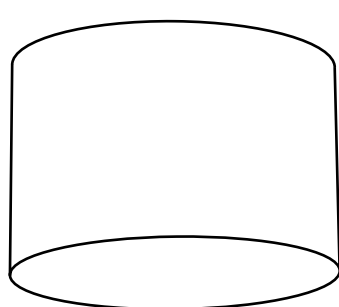
Cone shapes are more traditional, and as standard we make them for table, floor and wall bases. If you would prefer a cone shape as a pendant please ask.

Also best to avoid any of our patterned fabrics with these shapes.

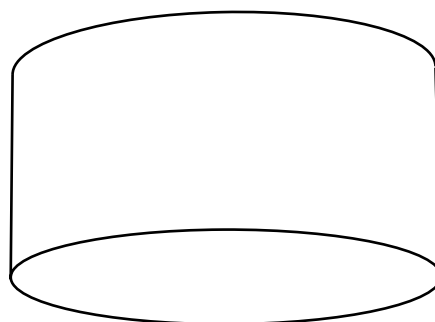




## Ceiling Round



46 x 30



60 x 30

Sizes cm (DxH)

All our round shades can be used with our CME ceiling mounted fitting and will have a 6cm gap between the shade and the ceiling.

We do however make these 2 sizes to be flush to the ceiling if height is critical.

Diffusers for ceiling mounted shades will have a small central hole to aid installation.



# Accessories

# Diffusers



Cotton Diffuser for pendant shade



Prismatic Acrylic Diffuser for ceiling shade

We believe diffusers complete a lampshade. As well as neatly hiding the lightbulb, they give an even diffusion of the lightsource.

As standard we recommend white cotton fabric diffusers for all round pendant shades of 40cm or above. As an optional extra we can also make diffusers in expanded white vinyl and prismatic clear acrylic. The material choice is really the customers preference, however we would also recommend the prismatic acrylic when paired with our Lighthouse shades.

It is very quick and easy to add a diffuser. It is inserted up into the shade from below and pushed down level from above.

Diffusers for ceiling shades need to be vinyl or acrylic and come with a small central hole to aid installation.

Diffusers are not typically used with table or floor shades, but these are still possible by special order.

If in doubt ask for more details.

# Panels



Champagne

Gold

White

Unless specified otherwise all our shades are made with white vinyl panels as standard. White reflects the most light therefore making the shade appear brighter.

We can as an optional extra make shades with coloured panels in champagne and gold.

Other options are available by special request, please ask for details.

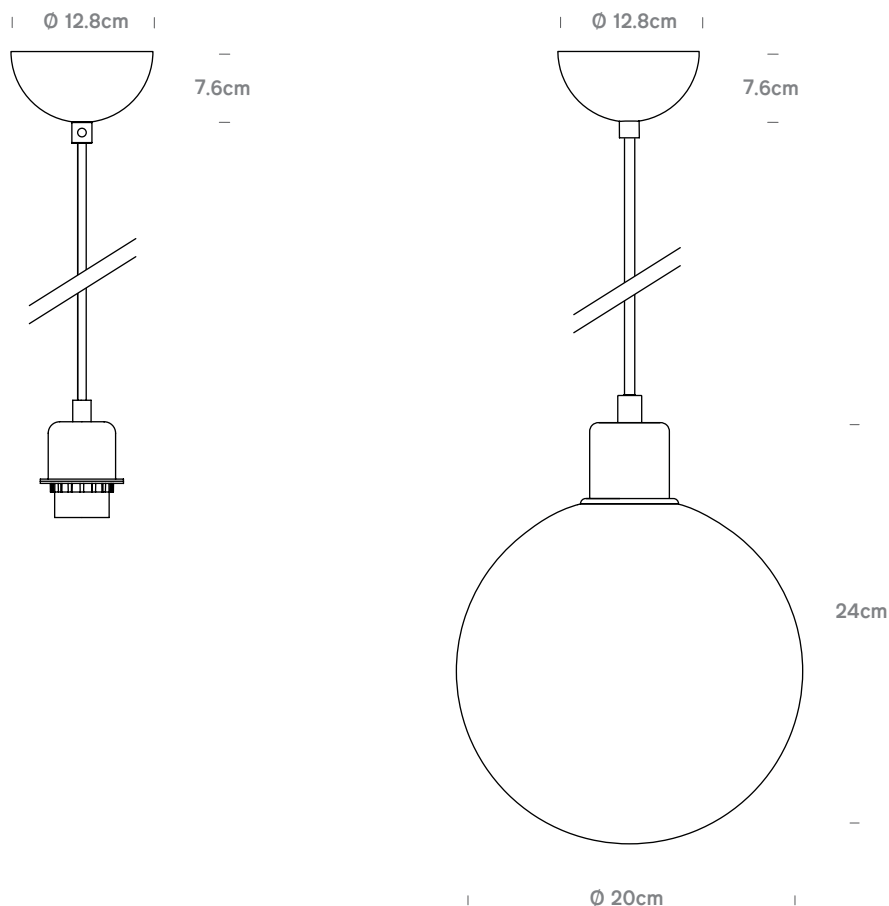




# CAE

Our most popular pendant electrics, the CAE fitting comes with an E27 ES bulbholder and 1.8m of cable which can easily be shortened to suit.

Available in two finishes as standard. Also available by special request; 20cm glass globe diffuser, multiple ceiling roses for shade clusters, longer cable lengths for higher ceilings and other cable colours.



**CAE27**

**CAE27**  
with 20cm frosted glass globe

**Materials :** Stainless Steel

**Colour :** White / Satin Nickel

**Lightsource :** E27 Max 15W LED (not included)

**Recommended Bulb :** LED bulbs 400 - 1000 lumen output and from 2700K

**Ceiling Rose :** Hemisphere. Colour to match fitting

**Cable :** 1.8m

White- white PVC cable

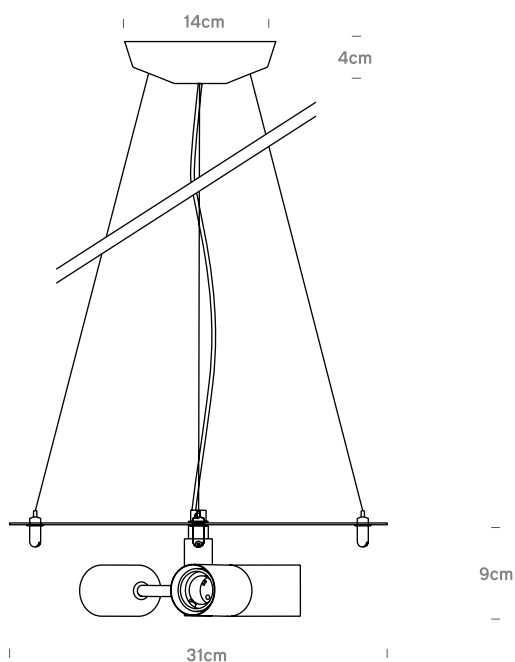
Satin Nickel- clear PVC cable

USA Spec available on request



# 3CAE

Recommended for use with round shades of diameters of 60cm or more, the 3CAE has 3 E27 ES bulbholders and a tensile wire hanging kit that makes installation and levelling very easy.



**3 CAE27 White 4m**

**CAE27 Satin Nickel 4m**

**Materials :** Stainless Steel

**Colour :** White / Satin Nickel

**Lightsource :** 3xE27 Max 15W LED (not included)

**Recommended Bulb :** LED bulbs 400 - 1000 lumen output and from 2700K

**Ceiling Rose :** Hemisphere. Colour to match fitting

**Cable :** 4m with 3 tensile wires

White- white PVC cable

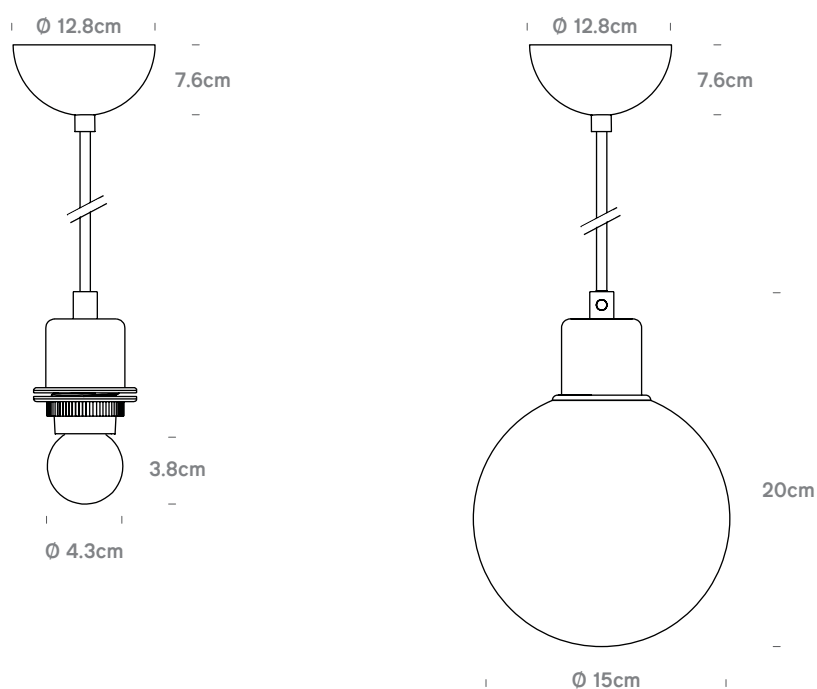
Satin Nickel- clear PVC cable



# DropLED Fitting

An evolution of the traditional ceiling assembly, DropLED gives all pendants a dedicated LED option. The simple, dimmable LED module does not require complicated installation and consumes minimal energy while providing beautiful lighting.

DropLED fits any standard E27 shade and comes with 2 lens options that can be easily clipped on to achieve the preferred lighting effect.



**DropLED**

**DropLED  
with 15cm glass diffuser**

**Materials :** Stainless Steel

**Colour :** White / Satin Nickel / Black

**Lightsource :** Integrated 12W AC LED Unit, 900 lumen, 3000K,  
CRI 90, dimmable via Triac / Lutron chip life 30,000 hrs,  
compatible with Casambi bluetooth control system

**Ceiling Rose :** Hemisphere. Colour to match fitting

**Cable :** 4m

White- white PVC cable  
Satin Nickel- clear PVC cable  
Black- black PVC cable

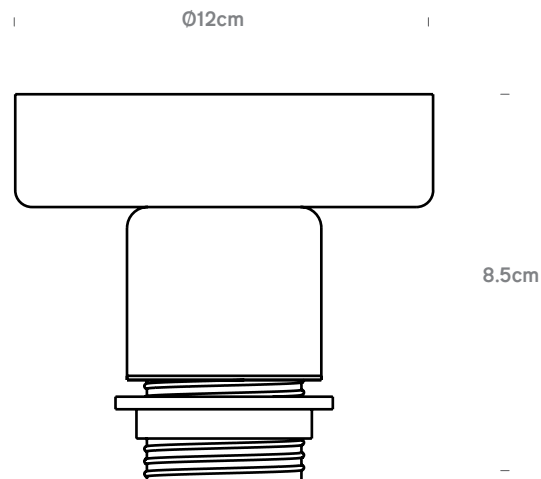
USA Spec available on request



# CME

We designed our CME ceiling fitting to enable lampshades to be used in spaces with low ceiling heights. There is just a 6cm gap between the shade and the ceiling when used with our standard round shades. For those that prefer the shade flush with the ceiling we have 2 standard sizes for this, see page 55 for details.

Diffusers for shades used with this fitting come either in expanded white vinyl or clear prismatic acrylic and have a small central hole to aid installation. In addition, the 20cm glass globe diffuser can be used with this fitting.



**Materials :** Stainless Steel

**Colour :** White / Satin Nickel

**Lightsource :** E27 Max 15W LED (not included)

**Recommended Bulb :** LED bulbs 400 - 1000 lumen output and from 2700K

USA Spec available on request

**Innermost recommends:**

Pair with a diffuser to complete the shade for best effect.



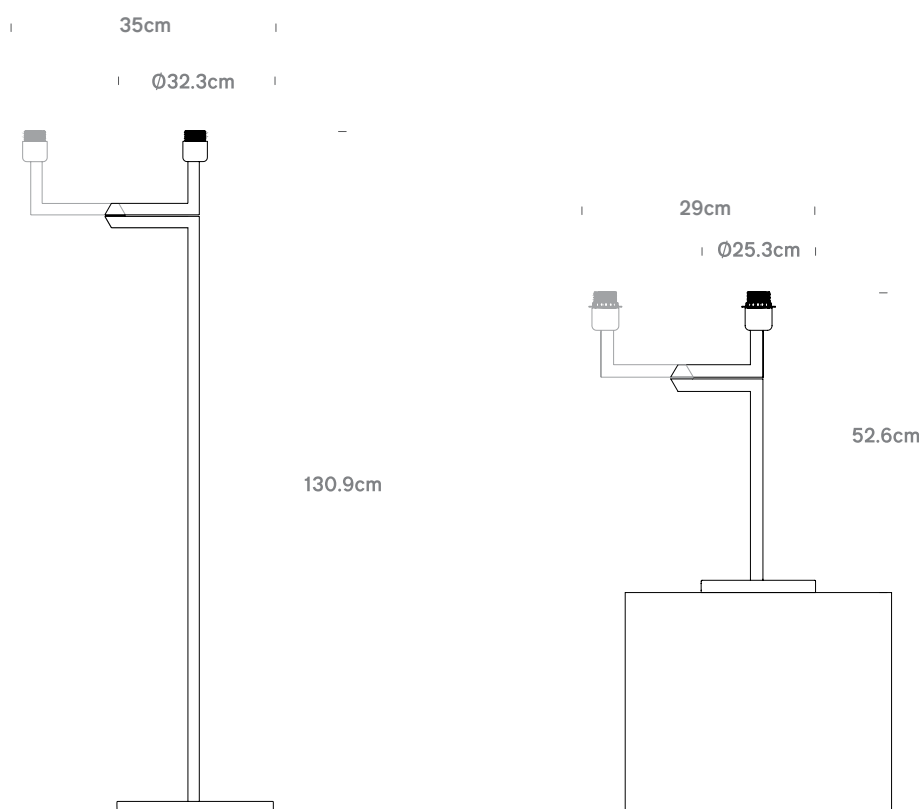


# Artic

A practical and elegant collection of wall, floor and table bases in polished stainless steel. A hinge allow the fitting to be moved and the lamp position to be adjusted.

The hinged base of the floor lamp allows the shade to be positioned above a table or sofa, with flexibility to swing back when required.

With a shiny triangular stem and a simple hinge mechanism, this base is both classic and unique.



**Artic Floor**

**Artic Table**

**Materials : Steel**

**Colour : Silver**

**Lightsource : E27 Max 15W LED (not included)**

**Cable : Floor: 1.5m to foot dimmer switch, 1.5m to plug, Black PVC cable**

**Table: 80cm to inline rocker switch, 1.5m to plug, Black PVC cable**

**Innermost recommends:**

**Looks great with a variety of shapes and sizes.**

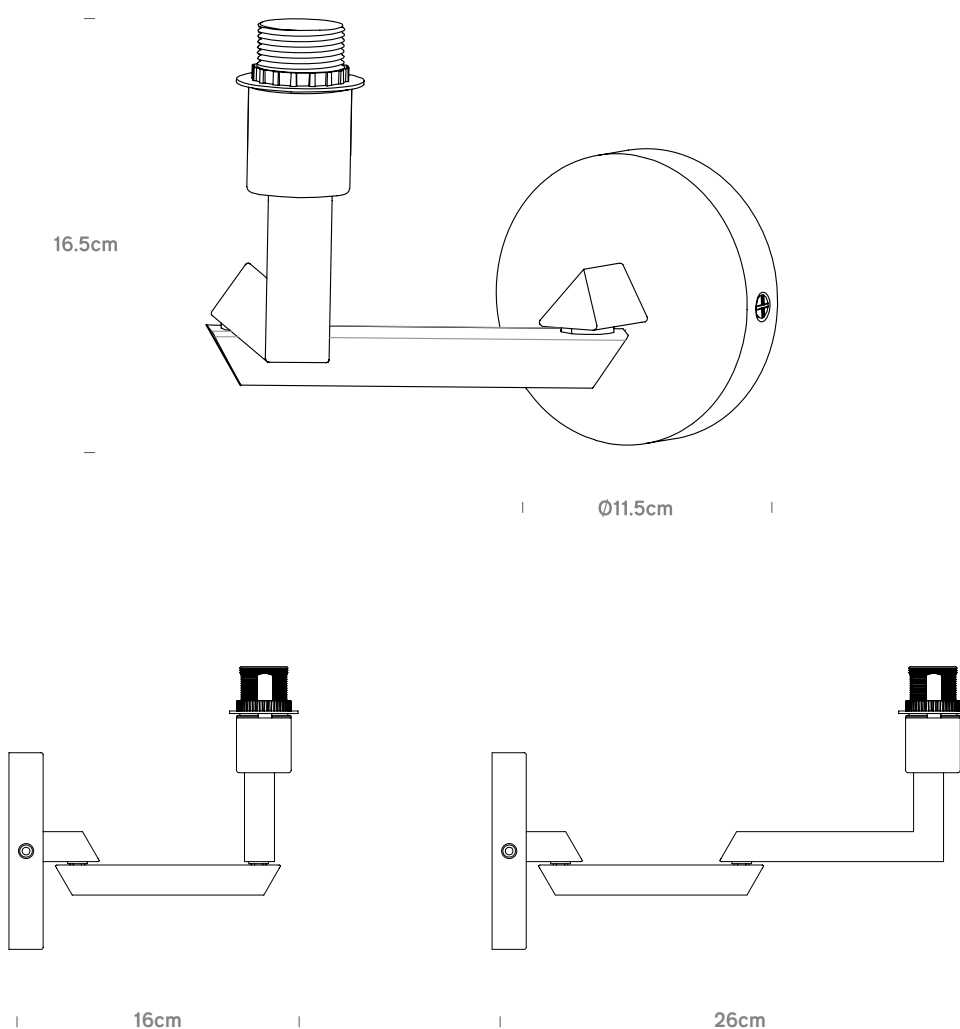
**The technical look of Lighthouse especially suits this base system.**



# Artic Wall

The hinged base of this wall arm allows the shade to be positioned away from the wall, or pushed back against it.

With the shiny triangular stem and simple hinge mechanism, this fixture is both classic and unique.



**Materials :** Steel

**Colour :** Silver

**Lightsource :** E14 Max 15W LED (not included)

**Projection From Wall :** 16-26cm

**Innermost recommends:**

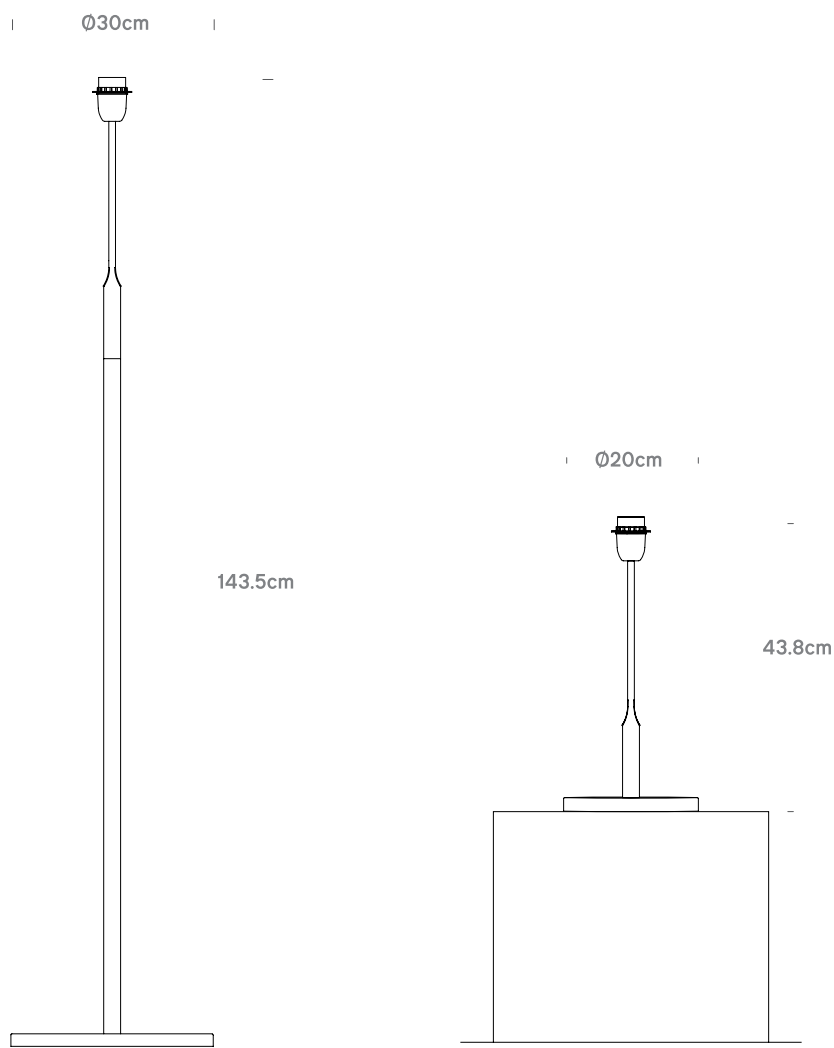
Use with shade diameters between 15cm and 50cm.



# Roll

A classic polished stainless steel base available as a floor, wall or table lamp. The silver stem morphs from circular to a flattened oblong near the top before reaching the rounded fitting.

This sleek base with a contemporary twist looks good in every interior.



**Roll Floor**

**Roll Table**

**Materials :** Steel

**Colour :** Silver / Satin Nickel

**Lightsource :** E14 15W LED (not included)

**Cable :** Floor: 1.5m to foot dimmer switch, 1.5m to plug, Clear PVC cable

Table: 80cm to inline rocker switch, 1.5m to plug, Clear PVC cable

**Innermost recommends:**

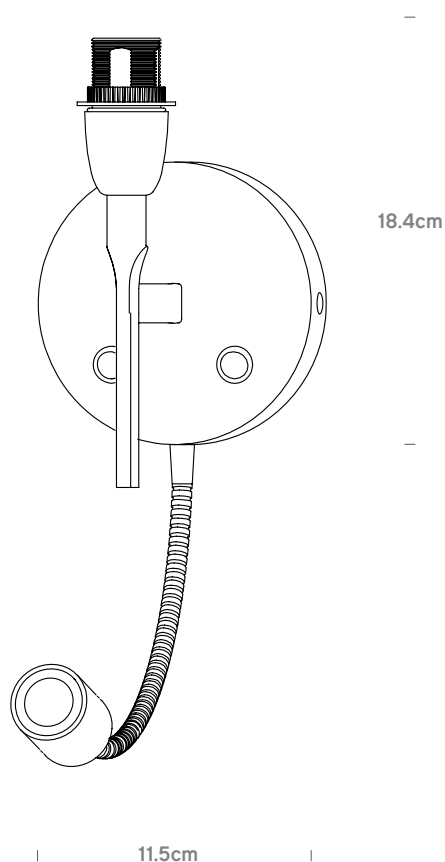
Looks great with our Telford fabrics and bold contemporary prints.



# Roll Wall

Designed for use as a bedside or general reading light, Roll Wall comes with a fully adjustable LED flexi-arm which makes it perfect for directional spot lighting.

The two switches allow each lightsource to be independently controlled.



**Materials : Steel**

**Colour : Silver**

**Lightsource : E14 Max 15W LED (not included)**

**Projection From Wall : 12cm**

**Innermost recommends:**

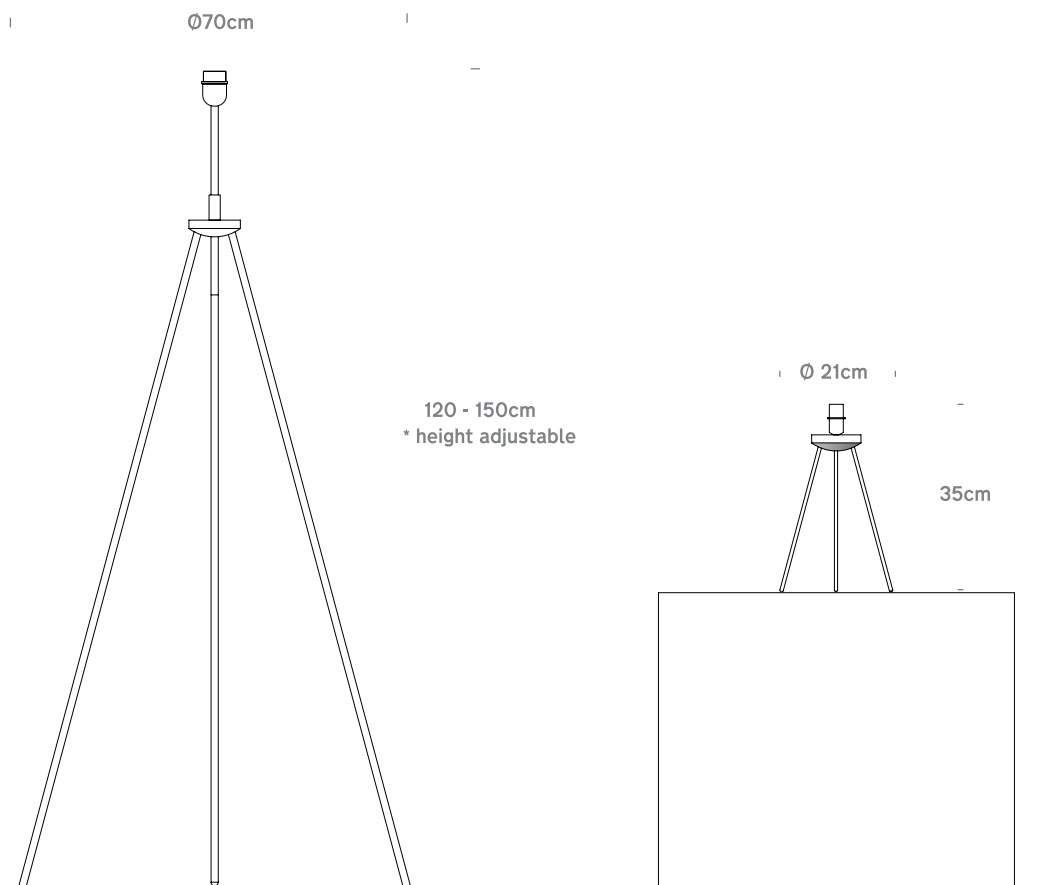
**This base looks great with round or cone shades up to 20cm diameter.**





# Tripod

Our minimal Tripod base has a satin nickel finish and makes a great statement. The floor base has a height adjustable collar reaching from 120cm to 150cm for extra impact.



**Tripod Floor**

**Tripod 35**

**Materials :** Steel

**Colour :** Satin Nickel

**Lightsource :** E27 for Floor / E14 for Table both Max 15W LED (not included)

**Cable :** Tripod Floor: 1.5m to foot dimmer switch, 1.5m to plug, Clear PVC cable  
 Tripod 35: 80cm to inline rocker switch, 1.5m to plug, Clear PVC cable

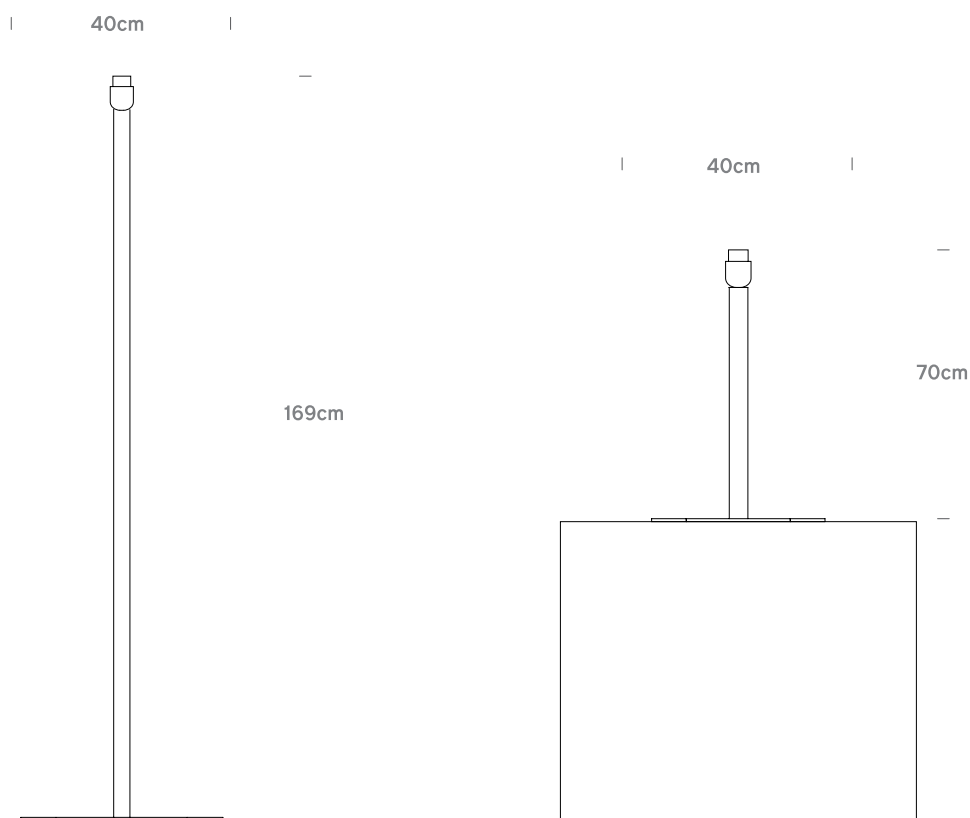
**Innermost recommends:**

Looks great with all fabrics. Suggested diameters for the floor base are 46cm or 60cm, and for the table base between 30cm and 40cm.



# RD2SQ

Designed to work with the shade shape of the same name, which stands for 'round 2 square', because the round stem fits neatly to the square base. Dark fabric round shade shapes also work well with this black base.



**RD2SQ Floor**

**RD2SQ Table**

**Materials : Steel**

**Colour : Black**

**Lightsource : E27 Max 15W LED (not included)**

**Cable : RD2SQ Floor : 60cm/ 23.6" to switch, 1.5m / 59.1" to plug; Clear Cable**

**RD2SQ Table : 45cm/ 17.1" to switch, 1.5m / 59.1" to plug; Clear Cable**

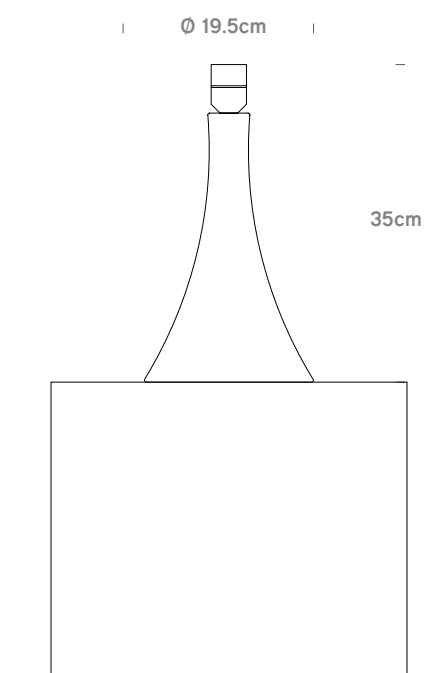
**Innermost recommends:**

**Looks best with the RD2SQ 40 lampshade size, see page 49, in any plain fabric.**



# Trumpet

A reassuringly classic shape, our Trumpet table base is available in three elegant finishes. Pair with a small round shade and fabric to suit.



**Trumpet 35**

**Materials :** Steel

**Colour :** White / Chrome / Brass

**Lightsource :** E27 Max 15W LED (not included)

**Cable :** 30cm to inline rocker switch, 1.5m to plug, Clear PVC cable

**Innermost recommends:**

Small round shades between 30cm and 40cm. Lighthouse with Chrome Trumpet is a particular favourite.



MnM at the Story Lab offices, by Stone Design, Madrid




RD2SQ at Coll Blanc Restaurant by Stone Designs, Andorra



RD2SQ at Coca Cola office Canteen from Stone Design





MnM at the Love Coffee, Westfields London



Striped fabric shade chosen by the interior designer for the BBC North office, Salford, UK



Giant Drum lampshades in various colours match the textiles in the dining area of the Guardian Headquarters, London, UK




RD2SQ at the Story Lab offices, by Stone Design, Madrid



These lampshades were specified to match the wall print at BBC North office, Salford, UK



Playful shade designs at the interior of the BBC North office, Salford, UK



Custom Shades at Deloitte London





RD2SQ at Movistar eSports Center



Custom Shades at Deloitte London



Bespoke at San Carlo Restaurant, Manchester

