



innermost®

innermost®

innogy
Energy
East[®]

With our core belief that ‘light is a material’, we thrive from taking wild ideas and creating beautiful, thoughtful and innovative products.

Founded by Steve Jones and Russell Cameron in London in 1999, we continue to work with exciting designers from all over the world to craft a contemporary lighting collection of the absolute highest quality. With an instinctive desire to rebel from the norm, we utilise materials and processes in unique ways to defy expectation.

Innermost products speak of craftsmanship as we design everything with longevity in mind. We are as ‘British as London itself’: an incongruous mixture of classic English tradition and vibrant global diversity.









Content



Panel
14-19



Beads
20-25



Facet
26-33



Facet Wall
34-35



Brixton Spot
36-39



Brixton Spot Cluster
40-43



Brixton Wall
44-45



Brixton Adj Wall
46-47



Membrane
48-53



Buckle
54-59



Doric
60-65



Matrioshka
66-69



Lateralis
70-73



**Bramah
Pendant**
74-77



**Bramah
Table**
78-79



**Bramah
Wall**
80-81



**Bramah
Bedside**
82-83



**Bramah
Floor**
84-85



**Joseph
Pendant**
86-89



**Joseph
Table**
90-91



**Joseph
Wall**
92-93



**Joseph
Bedside**
94-95



**Joseph
Floor**
96-97



Dub
98-101



Radiate
102-103

Large and Luxury


The Large & Luxury collection is a wonderful mix of technology and vibrant new aesthetics, where we really go all out to wow. Crafting the highest quality materials, hand-blown glass and striking metallics into contemporary lighting forms. This range speaks of craftsmanship and innovation; an ideal centrepiece for the luxury interior.

Combining innovative design with sublime finishes, these unique chandeliers and pendants create stunning and practical installations. Having graced the interiors of 5 star hotels, top restaurants and famous casinos, these pieces of scale add glamour to any space.



Panel

By Steve Jones



Panel came from experimentation with materials and forms that allowed a mix of finishes. The use of both polished and matt surfaces were inspired by contemporary jewellery as well as architectural metal cladding. Steve Jones layers a mix of finishes and forms to create this exciting chandelier with a contemporary feel.

Panel reflects different sections of the interior it is placed in. A statement piece that is available in a wide range of finishes and colours.





Panel 115 at Decorex



Panel 115 at Private Residence, USA
Project by DAG Design Group
Designed by Manuel Frausto

Panel 75

Stainless Steel G9	Bronze G9
UK/EU: PP07914004	UK/EU: PP07914010
US: PP07934004	US: PP07934010

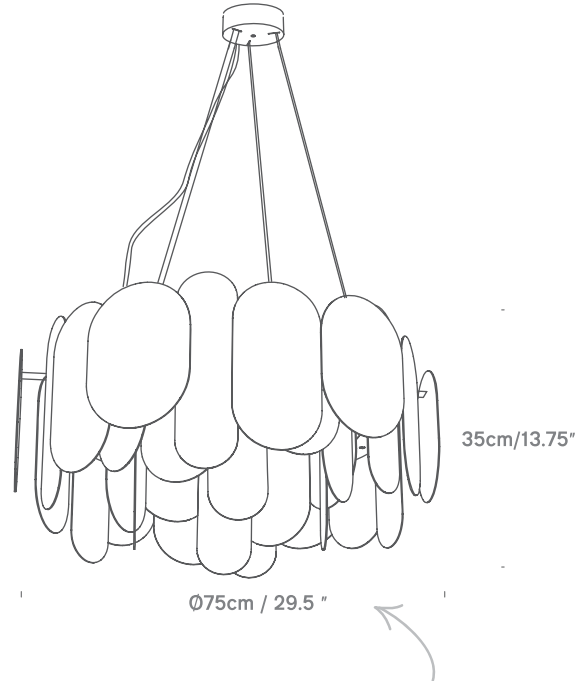
Brass G9	Gunmetal G9
UK/EU: PP07914030	UK/EU: PP07914031
US: PP07934030	US: PP07934031

Lightsource G9
12 x G9 Max 5W LED (not included)

Stainless Steel LED	Bronze LED
UK/EU: PP08914004	UK/EU: PP08914010
US: PP08934004	US: PP08934010

Brass LED	Gunmetal LED
UK/EU: PP08914030	UK/EU: PP08914031
US: PP08934030	US: PP08934031

Lightsource LED
12 x upward DC integrated 1W LED
24 x downward DC integrated 1W LED



Polished and brushed panels mounted around the perimeter of the ring allow interesting reflections

Panel 115

Stainless Steel G9	Bronze G9
UK/EU: PP07916004	UK/EU: PP07916010
US: PP07936004	US: PP07936010

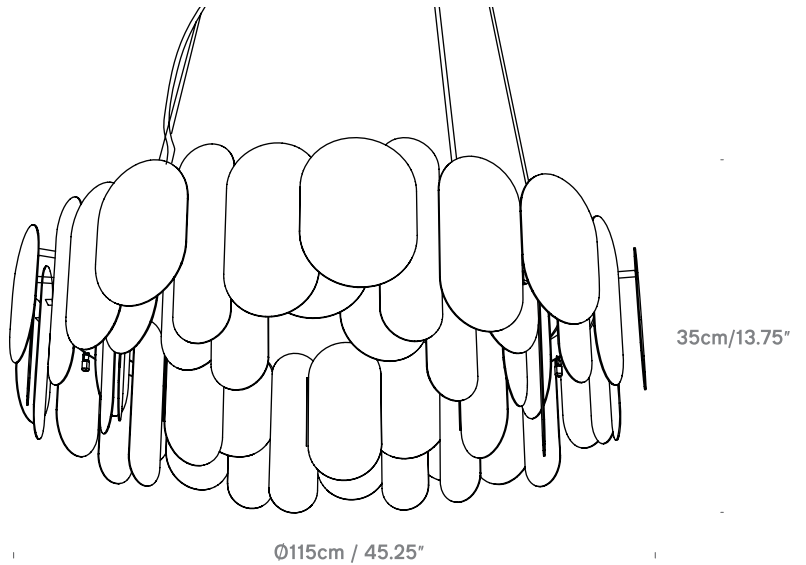
Brass G9	Gunmetal G9
UK/EU: PP07916030	UK/EU: PP07916031
US: PP07936030	US: PP07936031

Lightsource G9
24 x G9 Max 5W LED (not included)

Stainless Steel LED	Bronze LED
UK/EU: PP08916004	UK/EU: PP08916010
US: PP08936004	US: PP08936010

Brass LED	Gunmetal LED
UK/EU: PP08916030	UK/EU: PP08916031
US: PP08936030	US: PP08936031

Lightsource LED
18 x upward DC integrated 1W LED
36 x downward DC integrated 1W LED



Material	Stainless steel
Colour	Brass/ Bronze / Gunmetal / Stainless Steel
Recommended Bulb	
For G9 version	G9 dimmable bulb up to 500 lumen output and colour temperature from 2200K to 2700K
For LED specs	UK/EU 220v CE certified, USA 120v, integrated 1W AC LED Unit, 900 lumen, 2700K, CRI 80, dimmable via Triac / Lutron chip life 30,000hrs,
Ceiling Rose	Cylindrical, colour matches the product
Cable	4m, clear PVC cable



Beads

By Winnie Lui



Bringing together the best detailing and finishing from Winnie Lui's jewellery craft and combining it with the engineering and technology of modern lighting design. The results are these striking forms which when lit provide an array of infinite reflections, as if the interior was inlaid with jewels.

The smaller size, Penta, is equal in all dimensions and well suited to smaller narrower spaces. The wider Octo is perfect for large spaces, dining areas, lounges and where maximum impact is needed. Mixing the two shapes together in an installation creates a beautiful effect.



Beads at Harvest Moon, Design by Brooke Turkstra Designs, Burlington, USA



Beads at Akyra Manor Hotel, Chiang Mai, Thailand



Beads at Kensington 2 by Morph Interior, London, UK



Beads at Lincoln Motor Company
'Black Label-themed' at Miami, USA



Beads at Gaucho,
by Dining Concepts, Hong Kong



Beads at Firewater Grille, Perth, Australia



Beads at Private Residence, USA



Beads at MS Viking Grace, Fintand

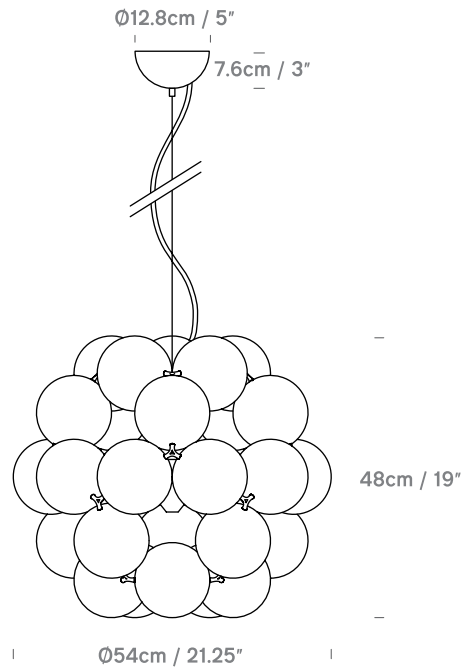
Beads Penta

Chrome
UK/EU: PB03914003
US: PB03934003

Copper
UK/EU: PB03914007
US: PB03934007

Gun Metal
UK/EU: PB03914031
US: PB03934031

Penta is equal in all dimensions and well suited to smaller narrower spaces.



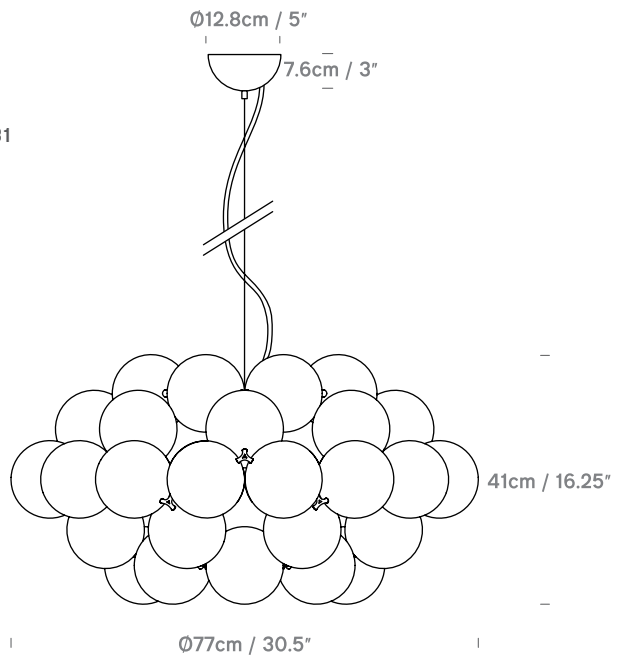
Beads Octo

Chrome
UK/EU: PB03915003
US: PB03935003

Copper
UK/EU: PB03915007
US: PB03935007

Gun Metal
UK/EU: PB03915031
US: PB03935031

Beads produces an infinite amount of reflections



Material
Colour
Lightsource
Recommended Bulb

Stainless steel, polycarbonate
Copper / Chrome / Gunmetal
UK/EU E27 Max 15W LED, USA Max 15W LED (not included)
Beads works with a variety of different LED bulbs.
LED globe bulbs 500 - 800 lumen output and from 2700K - 3000K colour temperature. These styles are particularly effective in the white colour and in the metallic options for a softer less reflective look.
LED filament style bulbs will bring out the reflective qualities of the metallic finishes brilliantly. Best performance would be from 600-900 lumen output with 2200K - 2700K colour temperature
Hemisphere. Colour matches the product
4m, clear PVC cable

Ceiling Rose
Cable





Facet

By Tom Kirk



This highly polished stainless steel chandelier & pendant light brings an infinite amount of reflections to any interior. Hundreds of etched and folded strips arrayed around its circumference create a surface of small facets, each presenting part of a fragmented image of the interior space.

The effect often fools the eye into thinking you are looking at glass or crystal until you get closer and realise it is perfectly polished metal. Facet has graced numerous interiors worldwide, as a unique and stunning centrepiece.



Facet brass at Star & Garter, Richmond Hill, UK



Facet brass at Star & Garter, Richmond Hill, UK



Facet 18 at Private Residence Germany Kreativhaus Wilgmann





Facet at Furla Flagship Store, Regent Street, London, UK

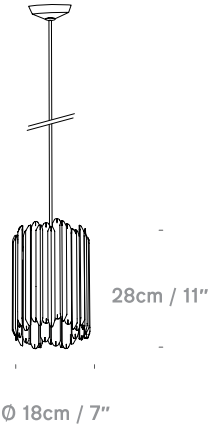
Facet 18

Stainless steel
UK/EU: PF03911003
US: PF03931003

Brass
UK/EU: PF03911030
US: PF03931030

Bronze
UK/EU: PF03911010
US: PF03931010

Lightsource
UK/EU G9 Max 5W LED (not included)
USA G9 Max 5W LED (not included)



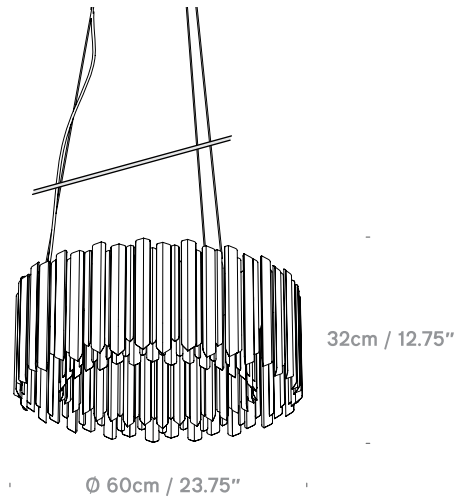
Facet 60

Stainless steel
UK/EU: PF03914003
US: PF03934003

Brass
UK/EU: PF03914030
US: PF03934030

Bronze
UK/EU: PF03914010
US: PF03934010

Lightsource
UK/EU 12x G9 Max 5W LED (not included)
USA 12x G9 Max 5W LED (not included)



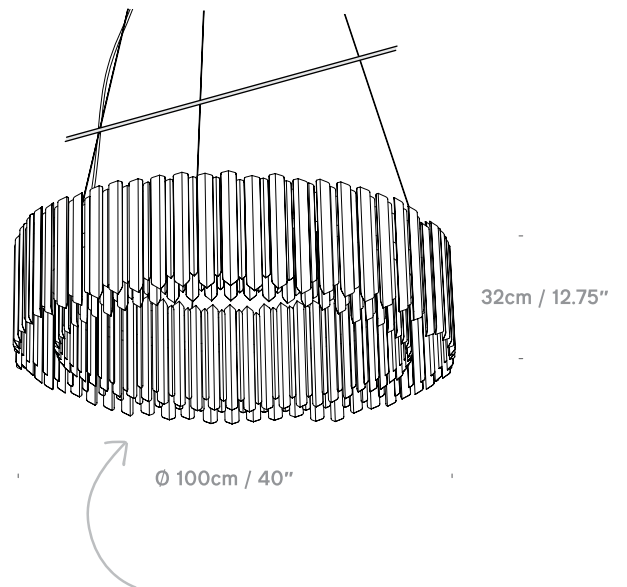
Facet 100

Stainless steel
UK/EU: PF03916003
US: PF03936003

Brass
UK/EU: PF03916030
US: PF03936030

Bronze
UK/EU: PF03916010
US: PF03936010

Lightsource
UK/EU 24x G9 Max 5W LED (not included)
USA 24x G9 Max 5W LED (not included)

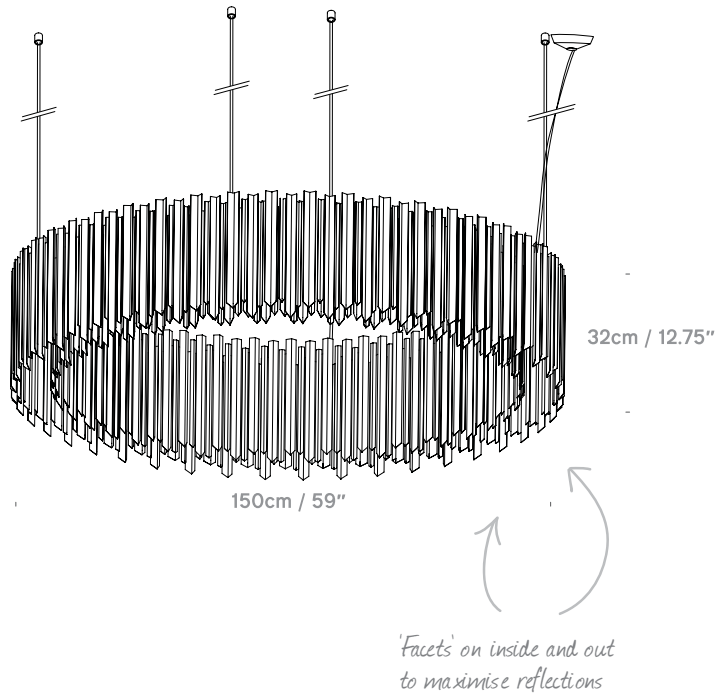


G9 fittings to give a wide range in illumination options

Facet 150

Stainless steel	Brass	Bronze
UK/EU: PF03918003	UK/EU: PF03918030	UK/EU: PF03918010
US: PF03938003	US: PF03938030	US: PF03938010

Lightsource
 UK/EU 30x G9 Max 5W LED (not included)
 USA 30x G9 Max 5W LED (not included)

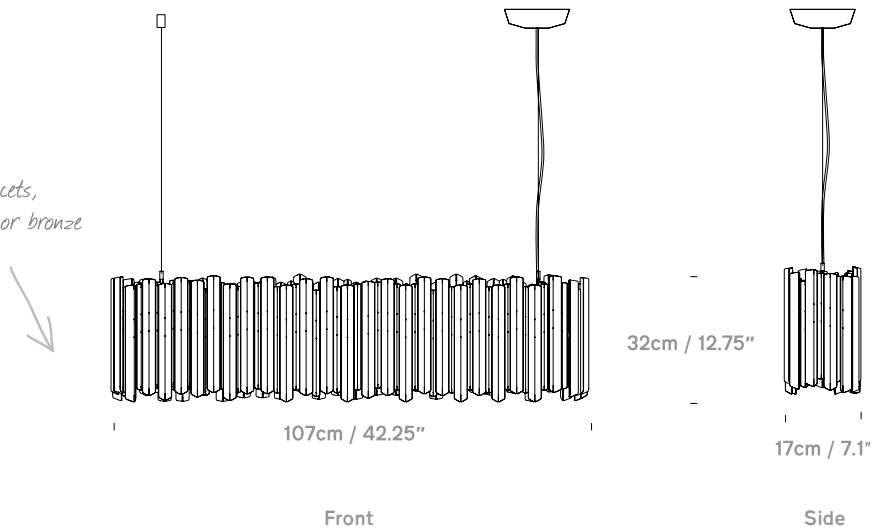


Facet Lozenge

Stainless steel	Brass	Bronze
UK/EU: PF03916103	UK/EU: PF03916130	UK/EU: PF03916110
US: PF03936103	US: PF03936130	US: PF03936110

Lightsource
 UK/EU 6x G9 Max 5W LED (not included)
 USA 6x G9 Max 5W LED (not included)

Mirror polished, acid etched facets, available in stainless steel, brass or bronze



Material	Stainless steel
Colour	Polished Stainless Steel / Polished Brass / Bronze
Recommended Bulb	LED G9 dimmable bulb up to 500 lumen output and colour temperature from 2200K to 2700K
Ceiling Rose	Angled. Colour matches the product
Cable	4m, clear PVC cable



Facet Wall

By Tom Kirk



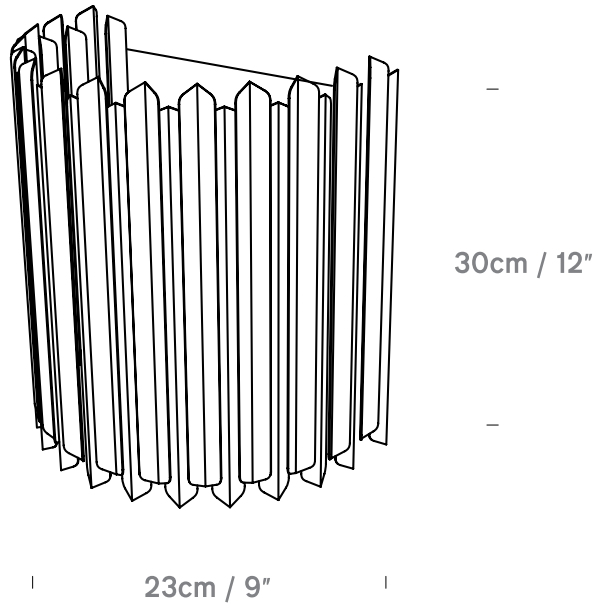
Facet Wall Light is an up and down illuminating wall fixture by Tom Kirk for innermost. The acid etched facets are finished in Brass, Stainless steel and Bronze.



Stainless Steel
UK/EU: WF03912003
US: WF03932003

Brass
UK/EU: WF03912030
US: WF03932030

Bronze
UK/EU: WF03912010
US: WF03932010



Material	Stainless steel
Colour	Polished Stainless Steel / Polished Brass / Bronze
Lightsource	UK/EU 2x G9 Max 5W LED, USA 2x G9 Max 5W LED (not included)
Recommended Bulb	2x G9 LED bulb up to 500 lumen output, dimmable. Temperature 2200K - 2700K
Projection From Wall	16cm / 6.5"



Brixton Spot

By James Bartlett



Brixton is a spot pendant inspired by the Victorian railway and residential architecture of south London. Designer James Bartlett took the octagonal turrets that appear on buildings in the area as the starting point for this design, which has a strong engineered aesthetic.

The spot pendants are extremely flexible for a range of installation options, with a solid, industrial feel.



Brixton Spot 20 at Bar 54, China

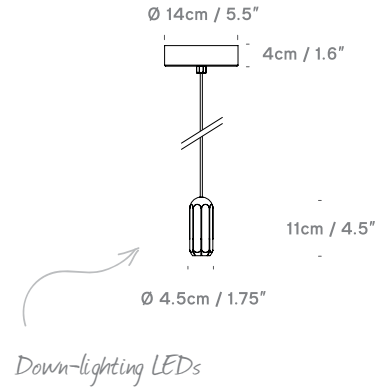


Brixton Spot 50 at Private Residence, USA

Brixton Spot 11

White UK/EU: PB09910501 US: PB09930501	Copper UK/EU: PB09910507 US: PB09930507	Graphite UK/EU: PB09910536 US: PB09930536
--	---	---

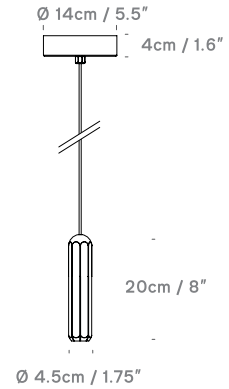
Lightsource
DC integrated 6W LED
UK/EU 220v USA 120v



Brixton Spot 20

White UK/EU: PB09912001 US: PB09932001	Copper UK/EU: PB09912007 US: PB09932007	Graphite UK/EU: PB09912036 US: PB09932036
--	---	---

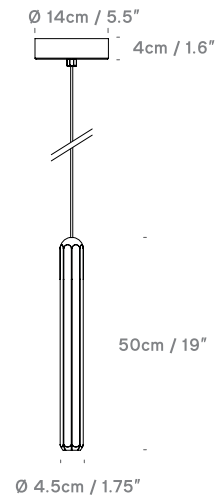
Lightsource
DC integrated 8W LED
UK/EU 220v USA 120v



Brixton Spot 50

White UK/EU: PB09915001 US: PB09935001	Copper UK/EU: PB09915007 US: PB09935007	Graphite UK/EU: PB09915036 US: PB09935036
--	---	---

Lightsource
DC integrated 8W LED
UK/EU 220v USA 120v



Material	Aluminium and stainless steel
Colour	White / Copper / Graphite
Lightsource	UK/EU 220v USA 120v, integrated 6/8W LED 400/600 lumen, 3000K, CRI 90, Triac / Lutron dimmable, CE/ETL certified.
Ceiling Rose	White / copper / black cylindrical
Cable	4m. White - white matt PVC Copper and Graphite- black matt PVC





Brixton Spot Cluster

By James Bartlett



In the Spot Cluster, Brixton pendants are suspended around a circular disk. The clusters can be arranged in various patterns to give different design options. Arranged as a down-lit cluster chandelier, the cords themselves criss-cross to create decorative geometric patterns.

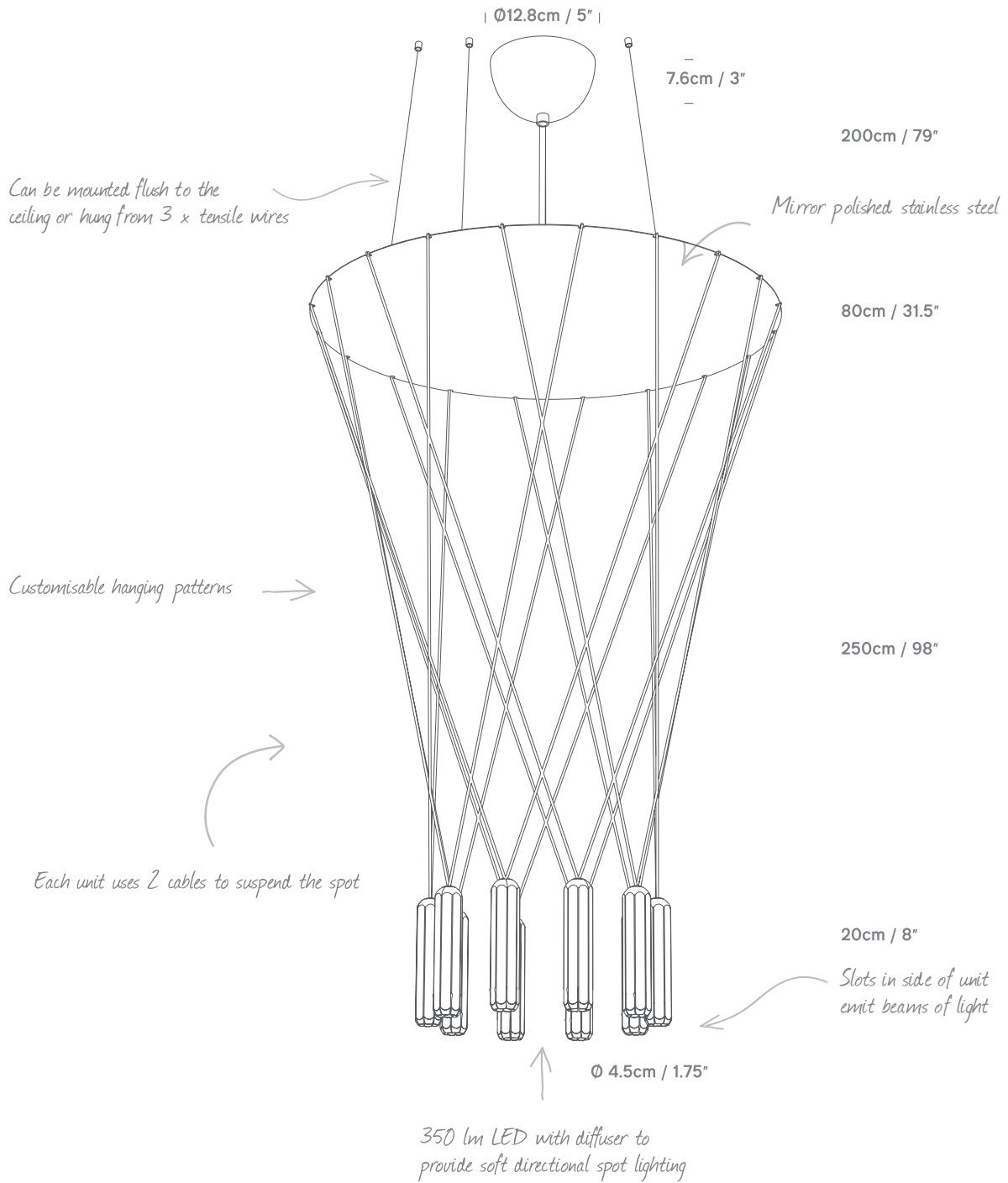
Brixton Cluster can be installed with many different configuration options depending on the installation.



White
UK/EU: PB12915001
US: PB12935001

Copper
UK/EU: PB12915007
US: PB12935007

Graphite
UK/EU: PB12915036
US: PB12935036



Material	Aluminium and stainless steel
Colour	White/ Copper /Graphite
Lightsource	10x DC integrated 8W LED UK/EU 220v USA 120v 350 lumen, 3000K, CRI 90, Triac / Lutron Dimmable, CE / ETL certified.
Ceiling Rose	White cylindrical
Cable	4m. White - white matt PVC Copper and Graphite- black matt PVC



Brixton Wall

By James Bartlett



Brixton Wall is a classic up-lighter mounted on an aluminium wall plate, and available in copper or graphite.


Copper
 UK/EU: WB10810507
 US: WB10830507

Graphite
 UK/EU: WB10810536
 US: WB10830536

Castellations provide interesting shadows on the back panel



11cm / 4.5"



30cm / 12"



Two assembly options- Compact with the driver installed in the wall or with the driver in the product

15cm / 6"

Material	Aluminium
Colour	Copper / Graphite
Lightsource	UK/EU 220v USA 120v, integrated 6W LED 375 lumen, 2700K, CRI 90, Triac / Lutron dimmable, CE/ETL certified.
Projection From Wall	9.5cm / 3.75" or 8cm / 3.25"



Brixton Adj Wall

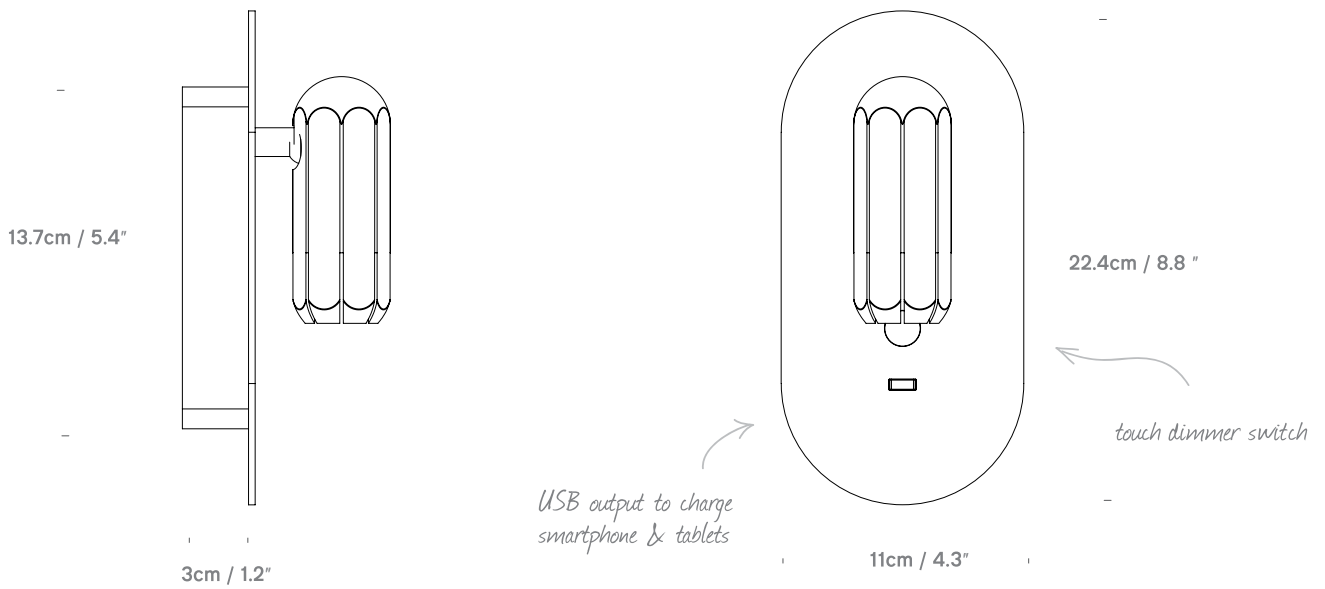
By James Bartlett



This classic down-lighter is mounted on an aluminium wall plate, and is adjustable so that the light focus can be directed. Extra features added to this bedside design include front switch, adjustable head and a USB for device charging. Brixton Adjustable Wall is available in copper or graphite.

Copper
 UK/EU: WB16810507
 US: WB16830507

Graphite
 UK/EU: WB16810536
 US: WB16830536



Material	Aluminium and Steel
Colour	Copper / Graphite
Lightsource	Integrated LED Source, CREE LED, chip life 40,000 hours, 2.5W, 200lm, 2700K, CRI (Ra) 80, Beam Angle 160°
Projection From Wall	9.4cm / 3.7"
Other	Universal Driver, USB Charger 5V 2mA, touch dimmer switch.



Membrane

By Jette Scheib



Membrane's smoky hand-blown glass body seems to cool and harden at the precise moment bulb and shade become one, forever encapsulating the light sources. Strikingly beautiful, the translucent glass has been seemingly pierced by light bulbs, leaving only the fittings and cable exposed.

The skills of the Czech Glass craftsmen are immediately evident in this beautiful piece. It takes 4 men several hours to form each piece; hot heavy work that requires the most skilled craftsmen. Polished gunmetal fittings result in a sophisticated design well.



Membrane in Steelhouse Copenhagen, Denmark



Membrane at Private Residence Germany
Designed by Kreativhaus Wilgmann



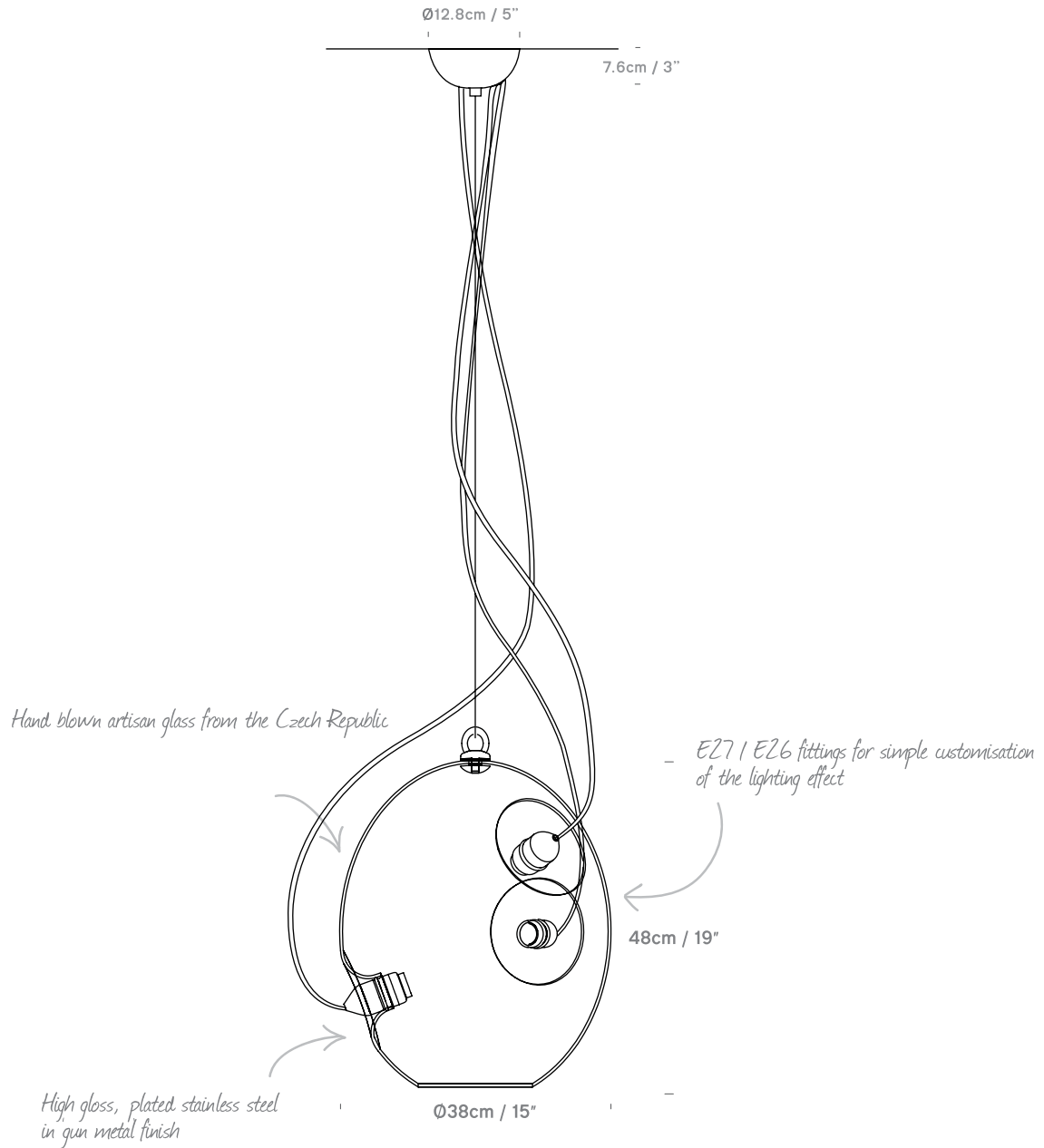
Membrane at innemrost USA house



Membrane at Private Residence, Norway



UK/EU: PM09913005
 US: PM09933005




Material	Glass and aluminium
Colour	Smoke glass with gunmetal fittings
Lightsources	UK/EU 3x E27 Max 15W LED each, USA 3x E26 Max 15W LED each (not included)
Recommended Bulb	Filament or peal LED globe dimmable bulbs 300 - 500 lumen output and colour temperature 2700K
Ceiling Rose	Gunmetal hemisphere
Cable	4m. Black PVC cable



Buckle

By Tina Leung




Buckle is a stainless steel pendant light and ambient lighting sculpture. It illuminates by bouncing light off its own internal surfaces and provides wonderful background light. Available in two sizes, it is neither a classic up or down-lighter but produces a unique effect all of its own, casting interesting shadows and reflections. The feeling it creates has often been likened to light bouncing off water and gives a dramatic contrast in interesting spaces.


The scale of the product makes it well suited to high atrium spaces and the low power LED unit makes it low maintenance.



Buckle at Gaucho Restaurant, Dubai



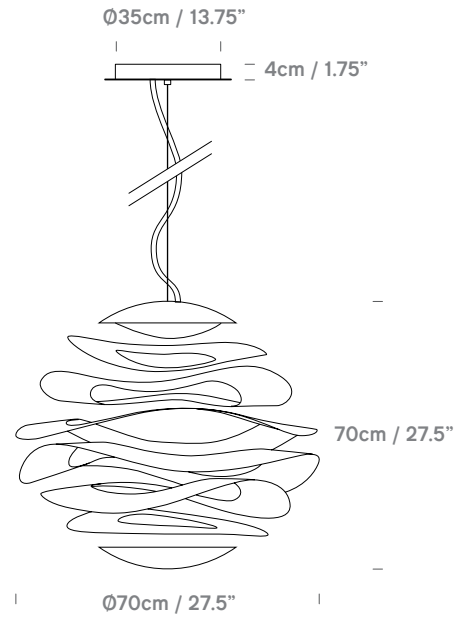
Buckle at Private Residence,
Spottiswoode 18, Singapore



Buckle at Country Gardens Showroom, Singapore

Buckle 70


UK/EU: PB04914504
 US: PB04934504



Buckle 120

UK/EU: PB04917004
 US: PB04937004

Dimmable LED driver located in the ceiling rose



Material	Stainless steel
Colour	Polished Steel and White
Lightsource	UK/EU 220v USA 120v, integrated optiled AR111 15.5W LED, 800 lumen 2800K CRI 80, Lumileds chip, chip life 35,000 hours, beam angle 20° UK/EU dimmable via TRIAC dimmer US dimmable via PWM, 0-10v, resistance dimmer
Ceiling Rose	White cylindrical
Cable	7m. White PVC cable





Doric

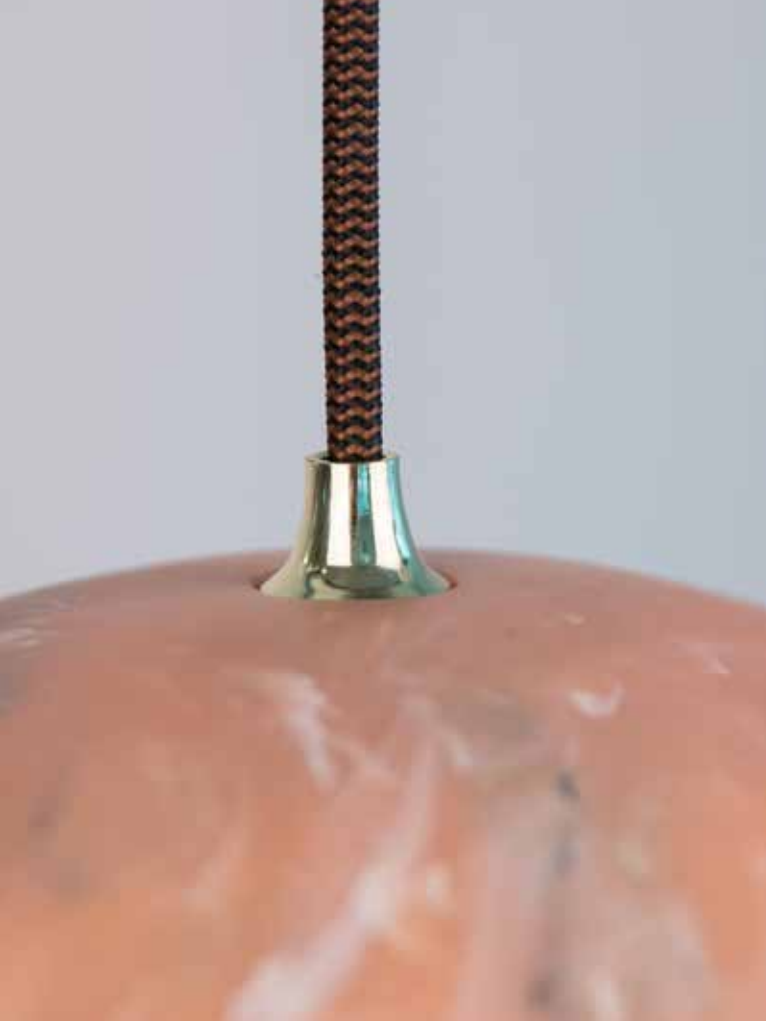
By James Bartlett



James Bartlett was inspired by the forms of ancient columns and pillars, particularly those of the ancient Greek order of architecture: Doric. The traditional forms have been subverted so that the classical scalloped details of the structure instead encircle the interior of the shade. This detail can therefore only be seen from certain angles, particularly beautiful when viewed from below, revealing a form that is not unlike the crimped edge of a seashell.

The beautiful marbled material is actually produced from a resin, giving the appearance of a heavy, solid form, that is in fact lightweight and translucent, allowing for a great variety of sizes and finishes. An elegant smooth marble-look is complimented by quality fittings, to give a contemporary and stylish finish.







Doric 60 at Private Residence, Canada



Doric 60 at Private Residence, Madrid

Doric 28

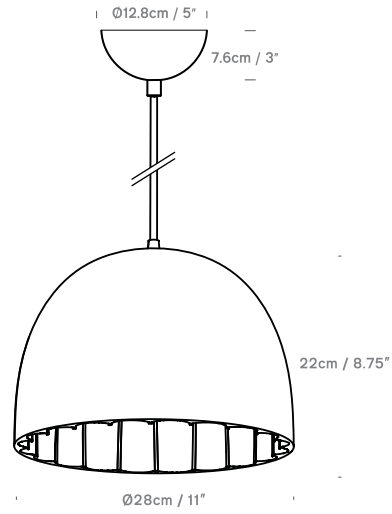
Rose Marble
UK/EU: PD05912034
US: PD05932034

White Marble
UK/EU: PD05912035
US: PD05932035

Solid Matt White
UK/EU: PD05912033
US: PD05932033

Polished Black Marble
UK/EU: PD05912032
US: PD05932032

Lightsource
UK/EU E27 Max 15W LED, USA E26 Max 15W LED (not included)



Doric 60

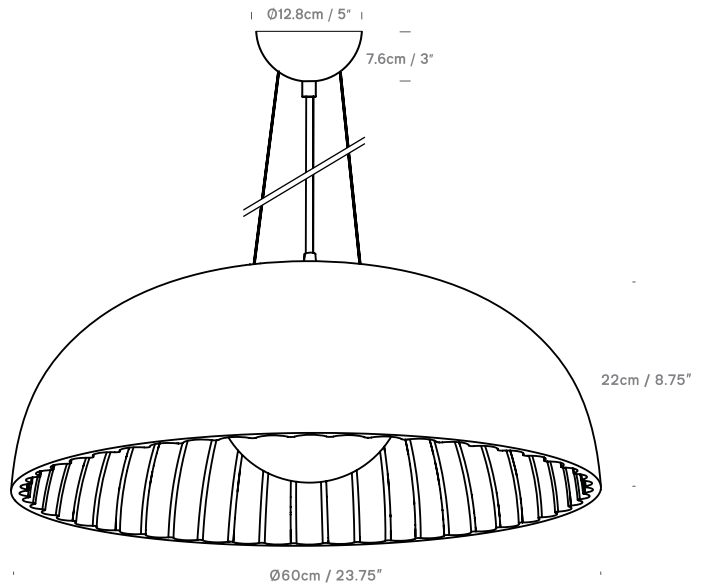
Rose Marble
UK/EU: PD05914034
US: PD05934034

White Marble
UK/EU: PD05914035
US: PD05934035

Solid Matt White
UK/EU: PD05914033
US: PD05934033

Polished Black Marble
UK/EU: PD05914032
US: PD05934032

Lightsource
UK/EU E27 Max 15W LED, USA E26 Max 15W LED (not included)



Material	Resin
Colour	Rose Marble / Solid Matt White / White Marble / Polished Black Marble
Recommended Bulb	LED globe bulbs 400 - 1000 lumen output and from 2700K (for warmer with more colour) up to 6000K (daylight)
Ceiling Rose	White Marble and Solid Matt White - White hemisphere Polished Black Marble and Rose Marble - Black hemisphere
Cable	4m. White and Solid Matt White - white braided cable Black - black and white braided cable Rose - black and brown braided cable





Matrioshka

By Stone Designs



Cast from resin, the individual pieces that make up Stupa are joined and hand finished individually on a lathe, then polished with beeswax. The sharply defined ridges around the design allow different amounts of light through and add to the visual impact of the piece.

The wonderfully unique lighting is made by combining a mass-production process with highly skilled craftsmanship. The result is a lamp that permeates an ambient glowing warmth while still providing a practical light level.

The form was inspired by temple architecture in Asia, particularly the stupas of Myanmar. Winner of Good Design Award 2015.



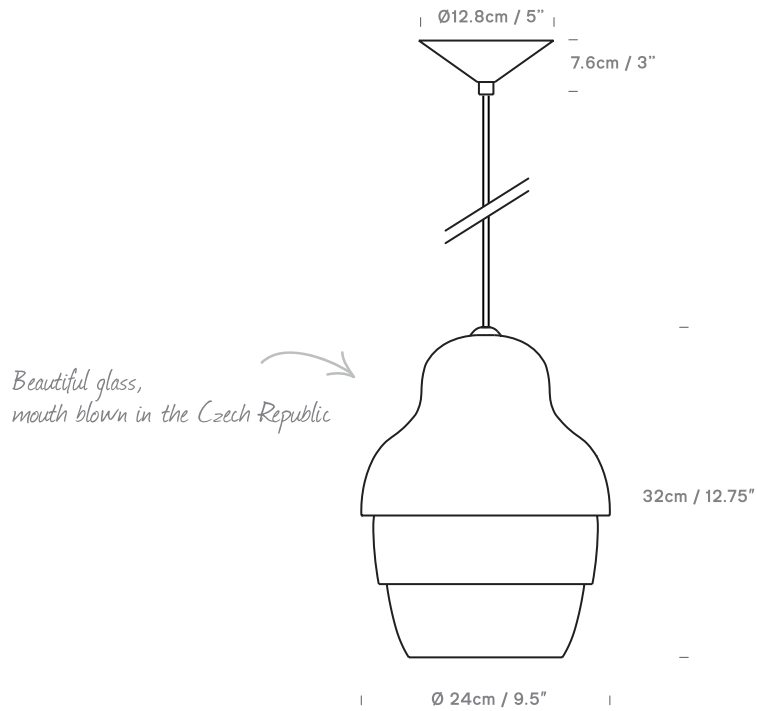
Matrioshka at YO! Sushi, Tottenham Court Road, London, UK

Grey
UK/EU: PM0089105
US: PM089105


Red
UK/EU: PM089108
US: PM089308

Blue
UK/EU: PM089112
US: PM089312

Yellow
UK/EU: PM089127
US: PM089327



Material	Glass
Colour	Grey / Red / Blue / Yellow
Lightsource	UK/EU E27 Max 15W LED, USA E26 Max 15W LED (not included)
Recommended Bulb	Opal LED globe dimmable bulbs 300 – 500 lumen output and colour temperature 2700K
Ceiling Rose	White conical
Cable	4m. White braided cable



Lateralis at Private Residence Germany



Lateralis at Morgan Furniture Showroom, London, UK

Lateralis

By Ben McCarthy



Mouth blown glass, turned wood and brass-finish components mix together with a well defined palette in this table lamp. Crafted glass seems to pour upwards and outwards following the breath of the glass blowing artist, producing a honey-coloured dome with a similar syrupy consistency. At the heart of the table light, dark ripples of wood reflect off polished brass.

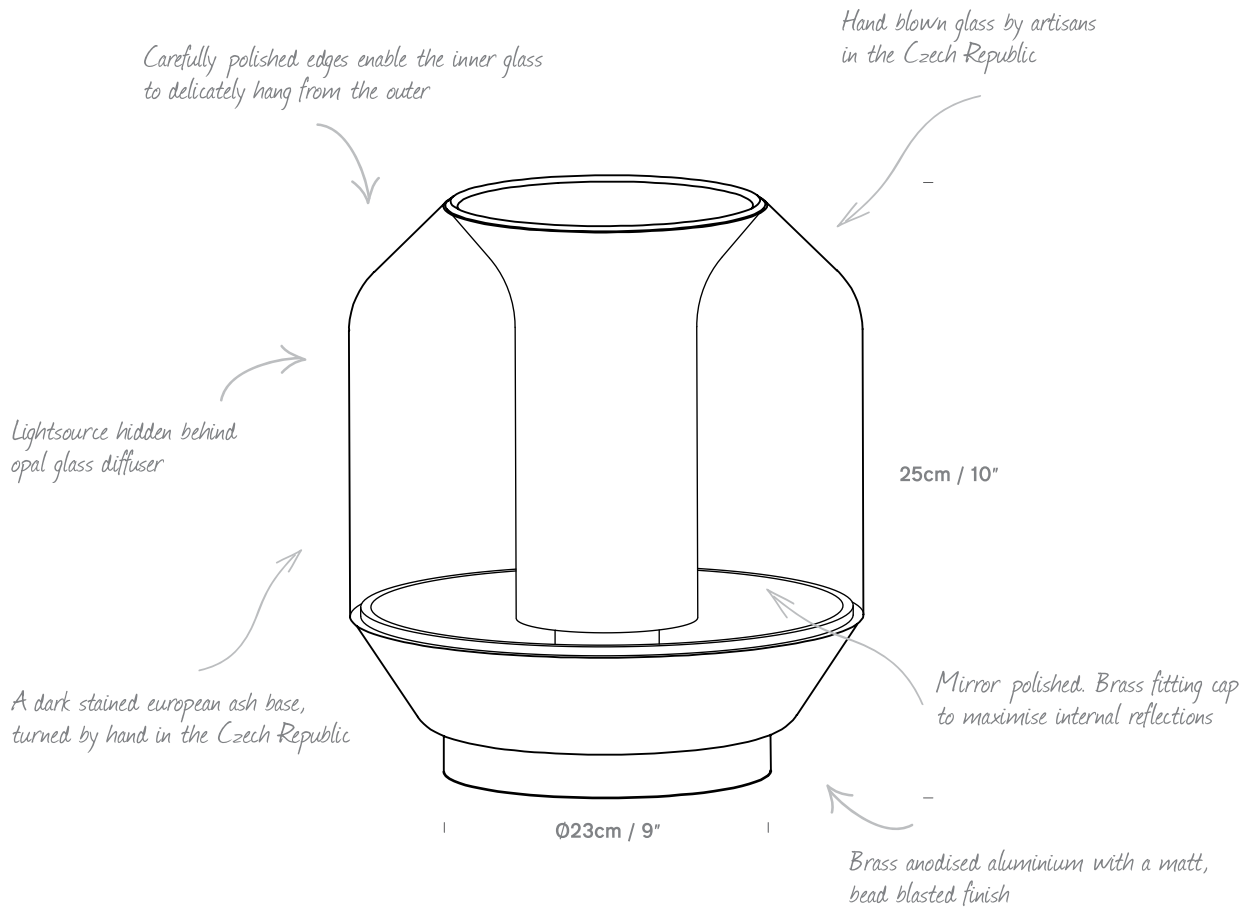


Lateralis at Private Residence, 28 Aberdeen Street, Sheung Wan, HK



Lateralis at George St. Residence, by Morph Interior, London, UK

UK/EU: LL099127
 US: LL099327



Material	Glass, dark stained ash wood, anodised aluminium
Lightsource	G9 UK/EU Max 5W LED. USA Max 5W LED (not included)
Recommended Bulb	LED G9 dimmable bulb up to 500 lumen output and colour temperature from 2700K to 3000K
Cable	Black braided cable . 30cm to rotary dimmer switch, 80cm to plug.



Bramah Pendant at Gillingwater walk in wardrobe

Bramah

By Michael Young for EOQ



Bramah represents EOQ's first exploration of lighting forms, which is reflected in the simple and recognisable silhouette. Extruded from a solid block of aluminium, the delicate shadows it creates are both beautiful and surprising.



Bramah Pendants at Bates Smart, Sydney



Bramah Pendant at Sydney Lobby

Bramah Pendant Small

Pale Gold

UK/EU: BMH-13892-SXXXD15
US: BMH-14883-SXXXD15

Copper

UK/EU: BMH-13892-SXXXD65
US: BMH-14883-SXXXD65

Grey

UK/EU: BMH-13892-SXXXK55
US: BMH-14883-SXXXK55

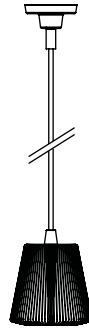
Lightsource

G9 UK/EU: Max 5W LED USA: Max 5W LED

Recommended Bulb

Any G9 LED bulb up to 180 – 500 Lumen output, dimmable. Temperature 2200 – 2800 Kelvin

Ø7.15cm / 2.8"

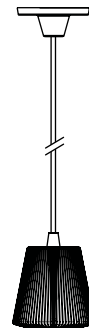


10.9cm / 4.3"

Ø11cm / 4.3"

UK Version

Ø12.8cm / 5"



4.52cm / 1.8"

10.9cm / 4.3"

Ø11cm / 4.3"

USA Version

Bramah Pendant Large

Pale Gold

UK/EU: BMH-13893-SXXXD15
US: BMH-14882-SXXXD15

Copper

UK/EU: BMH-13893-SXXXD65
US: BMH-14882-SXXXD65

Grey

UK/EU: BMH-13893-SXXXK55
US: BMH-14882-SXXXK55

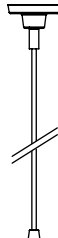
Lightsource

UK/EU: E27 Max 15W LED USA: E26 Max 15W LED

Recommended Bulb

Filament or Pearl LED Globe bulbs with 300 – 500 Lumen output, 2800 Kelvin

Ø7.15cm / 2.8"



5.85cm / 2.3"

25.6cm / 10.1"

Ø27.7cm / 10.9"

UK Version

Ø12.8cm / 5"



4.52cm / 1.8"

25.6cm / 10.1"

Ø27.7cm / 10.9"

USA Version

Material

Aluminium

Finish

Anodised

Colour

Copper/ Pale Gold/ Grey

Ceiling Rose

Same colour as shade

Cable

4m / Black braided

Bramah Table

By Michael Young for EOQ

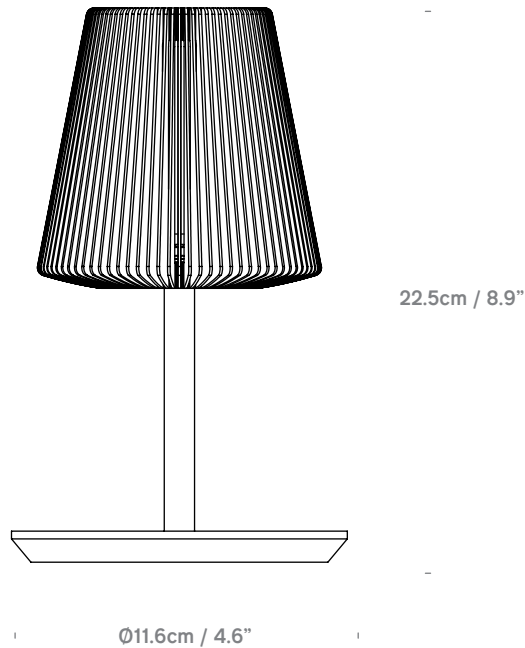


Bramah Table in Hotel Lobby

Pale Gold
 UK/EU: BMT-14021-SXXXD15
 US: BMT-14886-SXXXD15

Copper
 UK/EU: BMT-14021-SXXXD65
 US: BMT-14886-SXXXD65


Grey
 UK/EU: BMT-14021-SXXXK55
 US: BMT-14886-SXXXK55



Material	Aluminium
Finish	Anodised
Colour	Copper/ Pale Gold/ Grey
Lightsource	G9 UK/EU: Max 5W LED USA: Max 5W LED
Recommended Bulb	Any G9 LED bulb up to 180 - 500 Lumen output, dimmable. Temperature 2200 - 2800 Kelvin
Cable	28.5cm to switch, 150.5cm to plug / Black Cable
Switch	Inline rocker

Bramah Wall

By Michael Young for EOQ



Bramah Wall Small

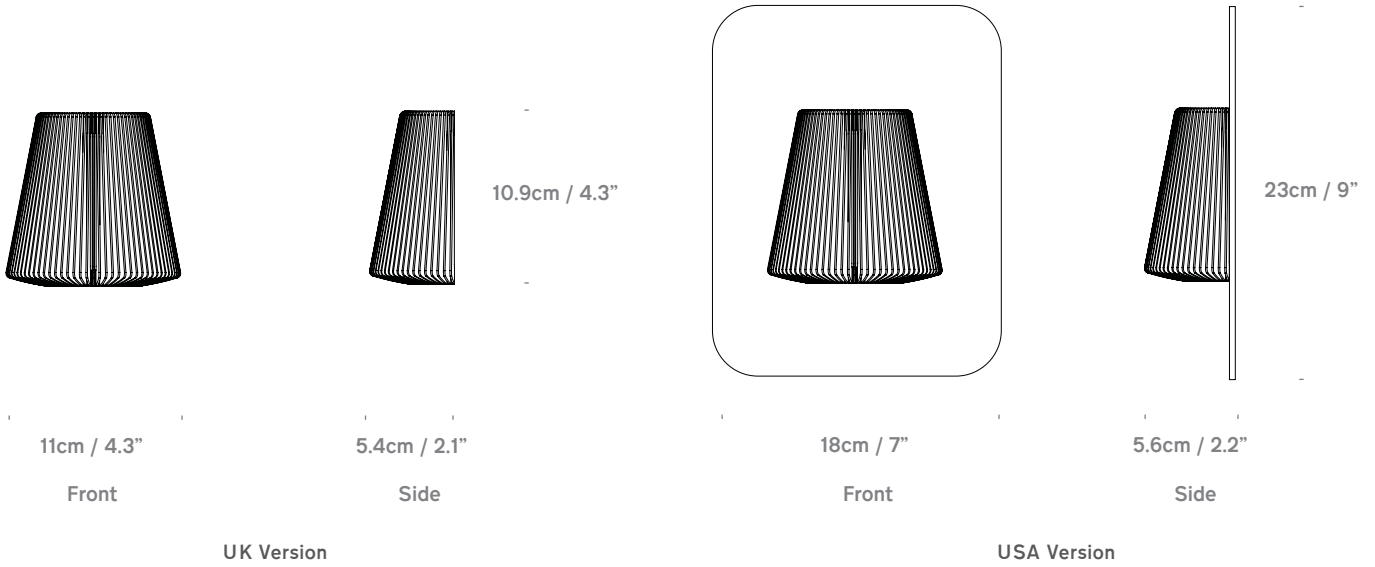
Pale Gold
 UK/EU: BMW-14043-SXXXD15
 US: BMW-14875-SXXXD15

Copper
 UK/EU: BMW-14043-SXXXD65
 US: BMW-14875-SXXXD65

Grey
 UK/EU: BMW-14043-SXXXK55
 US: BMW-14875-SXXXK55

Lightsource
 Integrated LED Source, Sharp Chip, chip life 30,000 hours, 2700K, 6x x 2.5W LED, 250lm, CRI (Ra) 93, Beam Angle 120
 EU dimmable via leading/ trailing-edge+TRIAC dimmer,
 US Dimmable via 0-10v + TRIAC dimmer

Other
 Driver must be housed inside wall cavity or Junction Box, see spec sheet for dimensions.



Bramah Wall Large

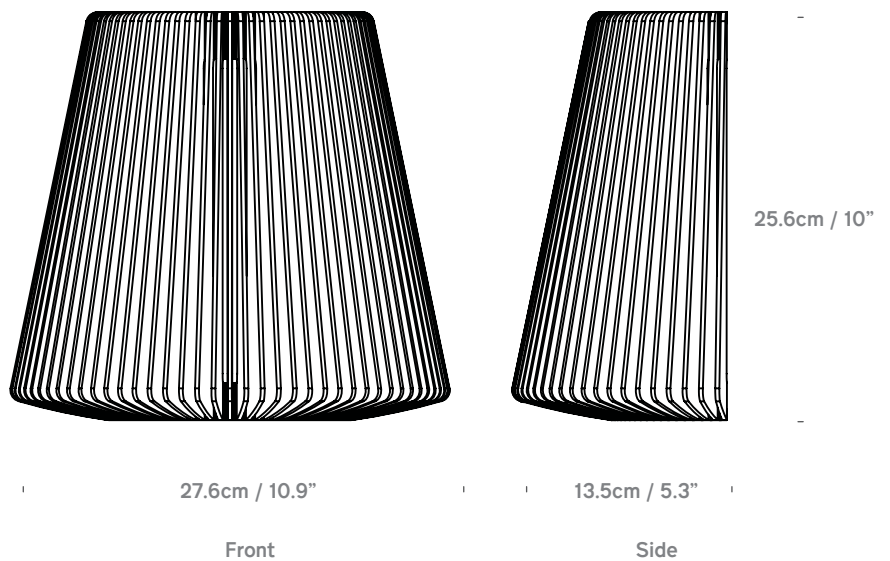
Pale Gold
 UK/EU: BMW-14032-SXXXD15
 US: BMW-14874-SXXXD15

Copper
 UK/EU: BMW-14032-SXXXD65
 US: BMW-14874-SXXXD65

Grey
 UK/EU: BMW-14032-SXXXK55
 US: BMW-14874-SXXXK55

Lightsource
 UK/EU: G9 Max 5W LED USA: G9 Max 5W LED

Recommended Bulb
 Any G9 LED bulb up to 180 - 500 Lumen output,
 dimmable. Temperature 2200 - 2800 Kelvin



Material Aluminium
 Finish Anodised
 Colour Copper/ Pale Gold/ Grey

Bramah Bedside

By Michael Young for EOQ

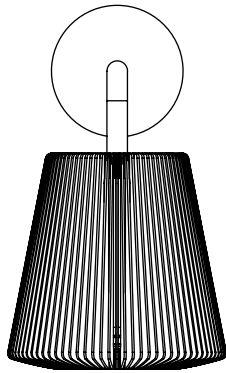


Bramah Bedside at Glow Spa Hong Kong

Pale Gold
 UK/EU: BMB-14003-SXXXD15
 US: BMB-14878-SXXXD15

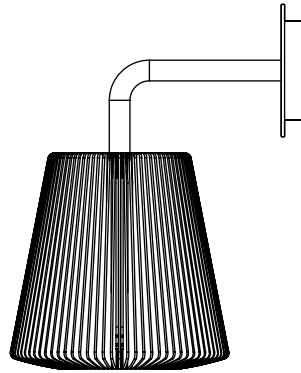
Copper
 UK/EU: BMB-14003-SXXXD65
 US: BMB-14878-SXXXD65

Grey
 UK/EU: BMB-14003-SXXXK55
 US: BMB-14878-SXXXK55



11cm / 4.3"

Front

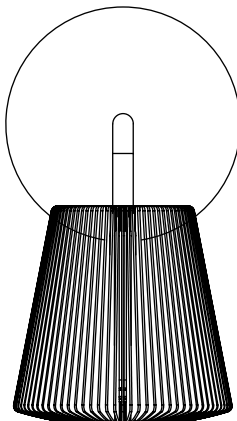


20.1cm / 7.9"

17.3cm / 6.8"

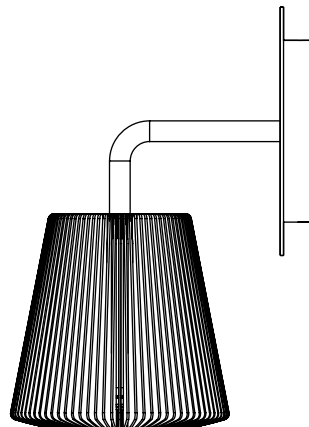
Side

UK Version



15cm / 5.9"

Front



23.6cm / 9.3"

17.3cm / 6.8"

Side

USA Version

Material
 Finish
 Colour
 Lightsource
 Recommended Bulb

Aluminium
 Anodised
 Copper/ Pale Gold/ Grey
 G9 UK/EU: Max 5W LED USA: Max 5W LED
 Any G9 LED bulb up to 180 - 500 Lumen output, dimmable. Temperature 2200 - 2800 Kelvin

Bramah Floor

By Michael Young for EOQ



Bramah Floor at GREAT Festival, Hong Kong

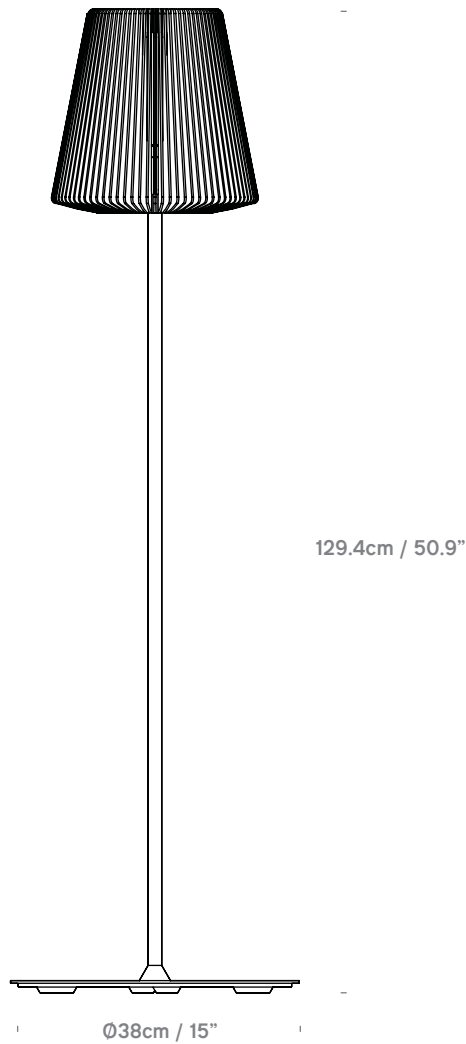


Bramah Floor at GREAT Festival, Hong Kong

Pale Gold
 UK/EU: BMF-14010-SXXXD15
 US: BMF-14880-SXXXD15

Copper
 UK/EU: BMF-14010-SXXXD65
 US: BMF-14880-SXXXD65

Grey
 UK/EU: BMF-14010-SXXXK55
 US: BMF-14880-SXXXK55



Material

Aluminium

Finish

Anodised

Colour

Copper/ Pale Gold/ Grey

Lightsource

UK/EU: G9 Max 5W LED USA: G9 Max 5W LED

Recommended Bulb

Filament or Pearl LED Globe Bulbs with 300 – 500 Lumen output and 2800 Kelvin

Cable

Black Cable. 38cm to switch, 150cm to plug

Switch

Inline foot



Joseph Pendants at TwoRuba Bar, Hilton Tower Bridge, London



Joseph Pendants Small in Private Apartment Reception

Joseph

By Michael Young for EOQ



The soft Asian silhouette of the Joseph collection belies the reassuring strength of an object crafted from a solid block of aluminium. Each piece is extruded into shape, softened with CNC cutting before being milled on a lathe to open up the core and allow the light to diffuse through the fins.



Joseph Pendants Small in Coffee Shop



Joseph at Private Residence, London UK
Photographer Ian Duncan

Joseph Pendant Small

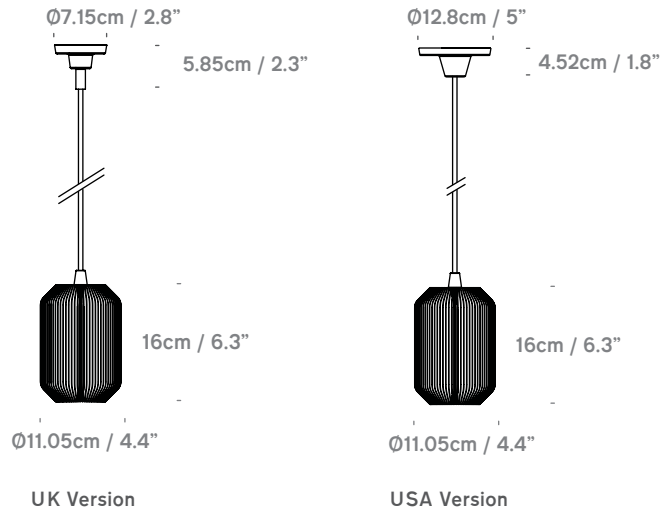
Pale Gold
 UK/EU: JPP-14059-SXXXD15
 US: JPP-14883-SXXXD15

Copper
 UK/EU: JPP-14059-SXXXD65
 US: JPP-14883-SXXXD65

Grey
 UK/EU: JPP-14059-SXXXK55
 US: JPP-1883-SXXXK55

Lightsource
 G9 UK/EU: Max 5W LED USA: Max 5W LED

Recommended Bulb
 Any G9 LED bulb up to 180 - 500 Lumen output,
 dimmable. Temperature 2200 - 2800 Kelvin



Joseph Pendant Large

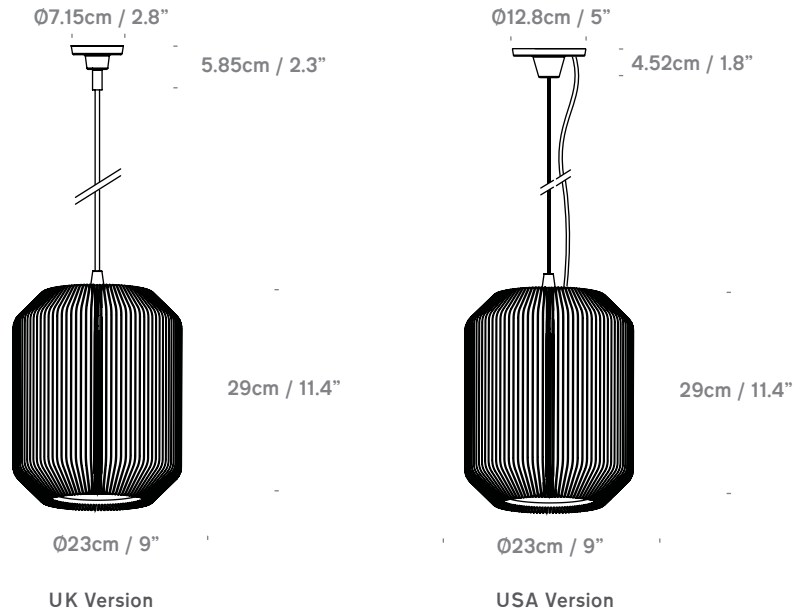
Pale Gold
 UK/EU: JPP-14054-SXXXD15
 US: JPP-14882-SXXXD15

Copper
 UK/EU: JPP-14054-SXXXD65
 US: JPP-14882-SXXXD65

Grey
 UK/EU: JPP-14054-SXXXK55
 US: JPP-14882-SXXXK55

Lightsource
 UK/EU: E27 Max 15W LED USA: E26 Max 15W LED


Recommended Bulb
 Filament or Pearl LED Globe bulbs
 with 300 - 500 Lumen output, 2800 Kelvin



Material	Aluminium
Finish	Anodised
Colour	Copper/ Pale Gold/ Grey
Ceiling Rose	Same colour as shade
Cable	4m / Black braided

Joseph Table

By Michael Young for EOQ



Joseph Table at hotel de la Villeon, France

Pale Gold
 UK/EU: JPT-14071-SXXXD15
 US: JPT-14887-SXXXD15

Copper
 UK/EU: JPT-14071-SXXXD65
 US: JPT-14887-SXXXD65

Grey
 UK/EU: JPT-14071-SXXXK55
 US: JPT-14887-SXXXK55



Material	Aluminium
Finish	Anodised
Colour	Copper/ Pale Gold/ Grey
Lightsource	G9 UK/EU: Max 5W LED USA: Max 5W LED
Recommended Bulb	Any G9 LED bulb up to 180 - 500 Lumen output, dimmable. Temperature 2200 - 2800 Kelvin
Cable	Black braided. 28.5cm to switch, 150.5cm to plug.
Switch	Inline rocker

Joseph Wall

By Michael Young for EOQ



Joseph Wall in Wan Chai, HK

Joseph Wall Small


Pale Gold
 UK/EU: JPW-14062-SXXXD15
 US: JPW-14877-SXXXD15

Copper
 UK/EU: JPW-14062-SXXXD65
 US: JPW-14877-SXXXD65

Grey
 UK/EU: JPW-14062-SXXXK55
 US: JPW-14877-SXXXK55


Lightsource
 Integrated LED Source, Sharp Chip, chip life 30,000 hours, 2700K, 6x x 2.5W LED, 250lm, CRI (Ra) 93, Beam Angle 120
 EU dimmable via leading/ trailing-edge+TRIAC dimmer,
 US Dimmable via 0-10v + TRIAC dimmer

Other
 Driver must be housed inside wall cavity or in Junction Box. See spec sheet for sizing



11.05cm / 4.4"

Front

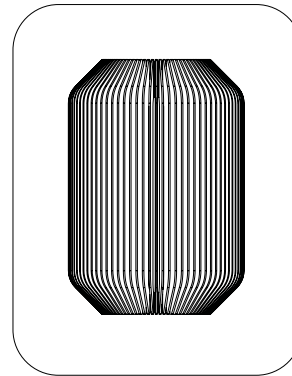


16cm / 6.3"

5.4cm / 2.1"


Side

UK Version



18cm / 7"

Front



23cm / 9"

5.6cm / 2.2"

Side

USA Version

Joseph Wall Large


Pale Gold
 UK/EU: JPW-14053-SXXXD15
 US: JPW-14876-SXXXD15

Copper
 UK/EU: JPW-14053-SXXXD65
 US: JPW-14876-SXXXD65

Grey
 UK/EU: JPW-14053-SXXXK55
 US: JPW-14876-SXXXK55


Lightsource
 UK/EU: G9 Max 5W LED USA: G9 Max 5W LED

Recommended Bulb
 Any G9 LED bulb up to 180 - 500 Lumen output,
 dimmable. Temperature 2200 - 2800 Kelvin



23cm / 9"

Front



29cm / 11.4"

11.2cm / 4.4"

Side

Material	Aluminium
Finish	Anodised
Colour	Copper/ Pale Gold/ Grey

Joseph Bedside

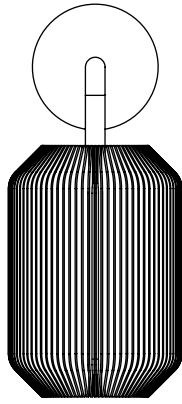
By Michael Young for EOQ



Pale Gold
 UK/EU: JPB-14173-SXXXD15
 US: JPB-14879-SXXXD15

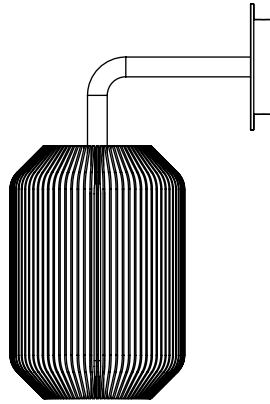
Copper
 UK/EU: JPB-14173-SXXXD65
 US: JPB-14879-SXXXD65

Grey
 UK/EU: JPB-14173-SXXXK55
 US: JPB-14879-SXXXK55



11cm / 4.3"

Front

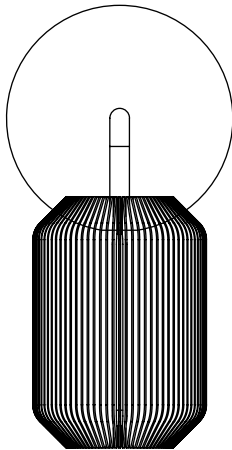


17.3cm / 6.8"

Side

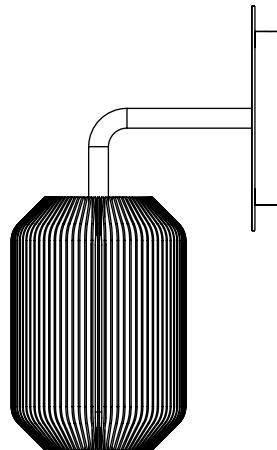
25cm / 9.8"

UK Version



15cm / 5.9"

Front



17.3cm / 6.8"

Side

28.5cm / 11.2"

USA Version

Material	Aluminium
Finish	Anodised
Colour	Copper/ Pale Gold/ Grey
Lightsource	G9 UK/EU: Max 25W USA: Max 25W
Recommended Bulb	Any G9 LED bulb up to 180 - 500 Lumen output, dimmable. Temperature 2200 - 2800 Kelvin
Ceiling Rose	Same colour as shade
Cable	4m / Black braided

Joseph Floor

By Michael Young for EOQ



Joseph Floor at GREAT Festival, Hong Kong

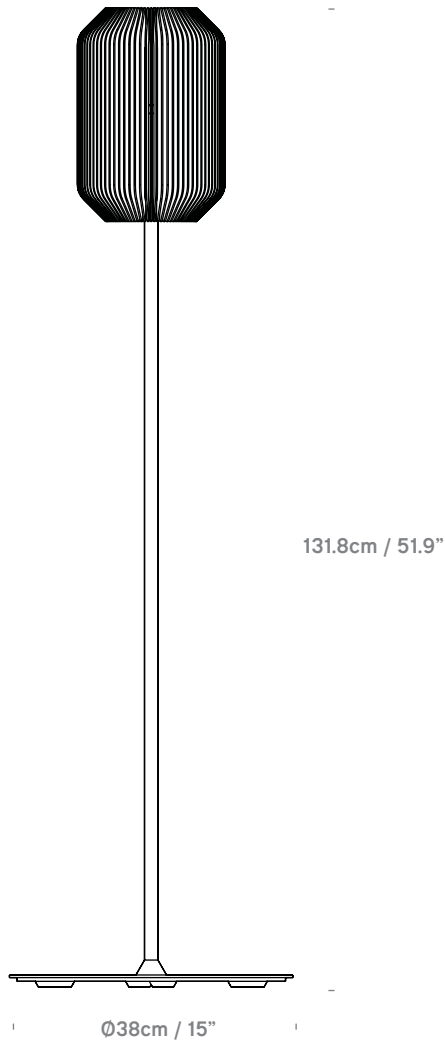


Joseph Floor at GREAT Festival, Hong Kong

Pale Gold
 UK/EU: JPF-13925-SXXXD15
 US: JPF-14881-SXXXD15

Copper
 UK/EU: JPF-13925-SXXXD65
 US: JPF-14881-SXXXD65

Grey
 UK/EU: JPF-13925-SXXXK55
 US: JPF-14881-SXXXK55



Material

Aluminium

Finish

Anodised

Colour

Copper/ Pale Gold/ Grey

Lightsource

UK/EU: E27 Max 15W LED USA: E26 Max 15W LED

Recommended Bulb

Filament or Pearl LED Globe Bulbs with 300 – 500 Lumen output and 2800 Kelvin

Ceiling Rose

Black Cable. 38cm to switch, 150cm to plug.

Cable

Inline foot



Dub Medium Pendant in Private Apartment Lobby

Dub

By Michael Young for EOQ



Starting with the same raw extrusion they have sculpted much softer forms by removing a lot more aluminium material. This allowed them to encase the resultant space in beautiful hand blown glass from the Czech Republic. The Glass shades are packed separately enabling you to create your own colour combinations of glass and aluminium.



Dub at La Mourra, Val D'Isere, France

Dub Pendant Small

Glass - Green
520-14942-XXXXG40

Glass - Smoke
520-14942-XXXXK30

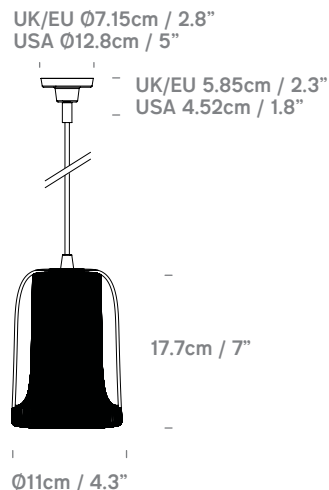
Glass - Amber
520-14942-XXXXO40

Aluminum - Pale Gold
520-14808-SXXXD15

Aluminum - Silver
520-14808-SXXXS50

Lightsource
G9 UK/EU: Max 5W LED USA: Max 5W LED

Recommended Bulb
Any G9 LED bulb up to 180 – 500 Lumen output, dimmable. Temperature 2200 – 2800 Kelvin



Dub Pendant Medium

Glass - Green
520-14941-XXXXG40

Glass - Smoke
520-14941-XXXXK30

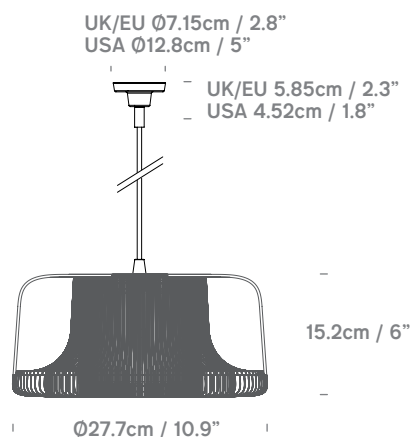
Glass - Amber
520-14941-XXXXO40

Aluminum - Pale Gold
520-14807-SXXXD15

Aluminum - Silver
520-14807-SXXXS50

Lightsource
G9 UK/EU: Max 5W LED USA: Max 5W LED

Recommended Bulb
Any G9 LED bulb up to 180 – 500 Lumen output, dimmable. Temperature 2200 – 2800 Kelvin



Dub Pendant Large

Glass - Green
520-14940-XXXXG40

Glass - Smoke
520-14940-XXXXK30

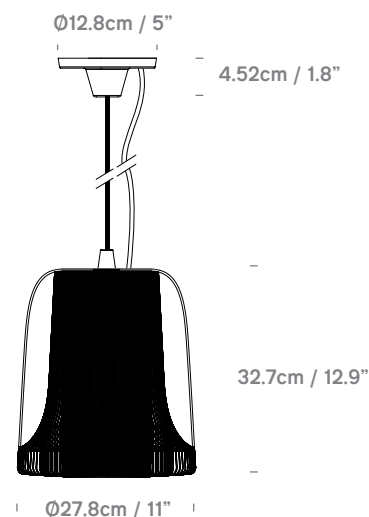
Glass - Amber
520-14940-XXXXO40

Aluminum - Pale Gold
520-14806-SXXXD15

Aluminum - Silver
520-14806-SXXXS50

Lightsource
UK/EU: E27 Max 15W LED USA: E26 Max 15W LED

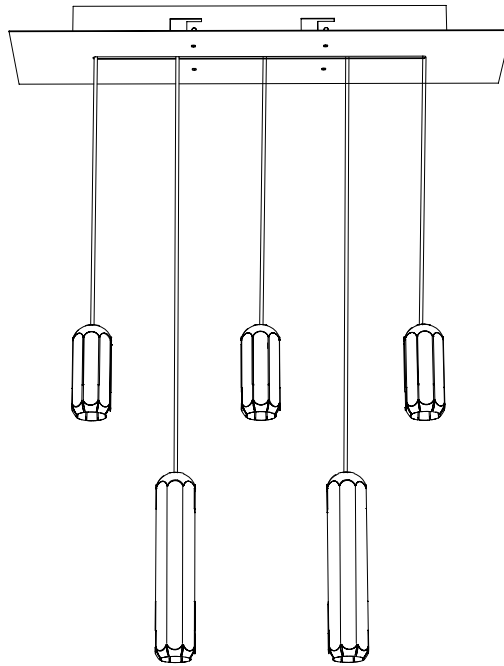
Recommended Bulb
Filament or Pearl LED Globe bulbs with 300 – 500 Lumen output, 2800 Kelvin



Material	Aluminium and Glass
Finish	Anodised
Glass	Green/ Smoked/ Amber
Aluminum	Pale Gold/ Grey/ Copper
Ceiling Rose	Same colour as shade
Cable	4m / Black braided (Large has external tensile wire)

Radiate

By Innermost



Radiate is a range of ceiling roses that allow a variety of configurations for pendant light clusters.

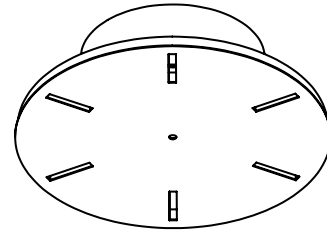
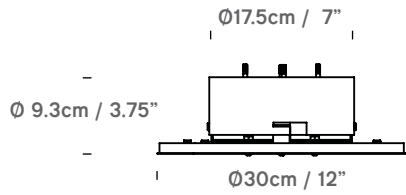
Radiate 30 suits smaller circular configurations, with Radiate 60 available for multiple pendants or clusters of larger pendants. Radiate Linear can be used for a consecutive line of fittings – perfect for over a countertop or rectangular table.

Using Radiate can enable an easy installation of up to 8 pendant lights with only 1 fixture and connection. It also provides a neat aesthetic, eliminating the needs for multiple ceiling roses.

Radiate is compatible with all Innermost pendant lights and can be used with other fixtures.

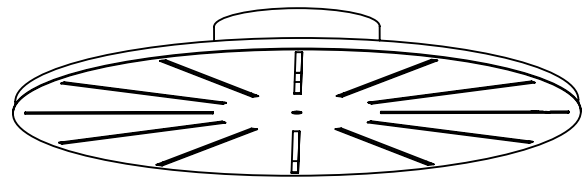
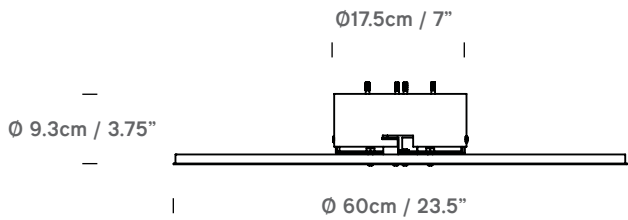
Radiate Circular 30

ZR03CR30W



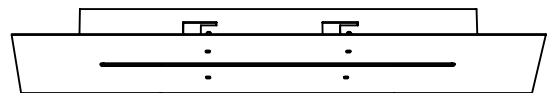
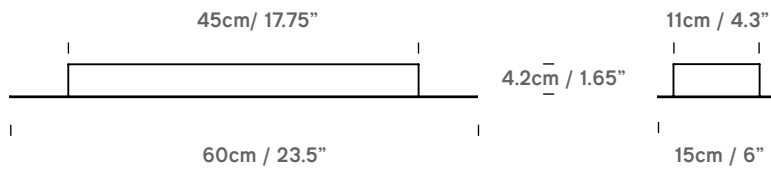
Radiate Circular 60

ZR03CR60W



Radiate Linear 60

ZR03LR60W



Material	Steel
Colour	White
Maximum load that can be suspended	10kg

Designers



Ben McCarthy

Born and raised in Sydney, Ben graduated in Industrial Design from UNSW in 2003. A year later, the British Council facilitated his move to the UK where he worked in the Tom Dixon studio. In 2007 he relocated to Hong Kong where he is still based, working in the office of Michael Young. Over the years Ben's designs have attracted several awards and grants; the Australian Council, British Council, a solo show at the Object Gallery in Sydney, and exhibitions in Tokyo, Milan, Hong Kong, London, and more.



Jette Scheib

Jette Scheib studied industrial design at the University of the Arts, Berlin (UdK), and has worked since 2005 as an independent product designer specializing in homeaccessories. Her work can be plain and pure, or narrative and playful, but often with a little twist that adds a new context or dimension to a functional object. Inspiration is everywhere: whether it is art, music, people and their stories, habits, clichés or simply life itself that feeds.



James Bartlett

James Bartlett studied at Manchester Metropolitan and joined Innermost's London studio in 2008, later taking the position of Design Manager. His design is characterised by an interest in material and process and he enjoys being in the workshop to participate in every stage of production. Portland is a great example of this: what began as a project to experiment with a cast concrete process developed into the unique product available in both concrete and plaster. Deliberately coarse and bubbly concrete holding a strong contrast against flawlessly smooth plaster surface.



Michael Young for EOQ

The initial EOQ collections were made under the design direction of Michael Young, one of the generation's most influential British designers.

Rooted in a spirit of enquiry and industrial adventure, they use classic design principles with a new and constantly evolving vocabulary, delivering perfectly engineered pieces with sublime, sleek finishes. From extruded aluminium to hand blown glass, each design is crafted with precision engineering; quality that is evident when admired up-close.



Stone Designs

Designers Cutu Mazuelos and Eva Prego established Stone Design Concepts Inc. in 1995 to tell a story from their perspectives and without censorship. Having never worked for anyone else, lessons were learned and skills were mastered through personal hardship and sacrifice. Starting with interior designs, stands and displays, they worked with such names as Lexus, Telepizza, Havaianas, and Coca Cola. They also designed furniture for brands such as Muji Japan. Stone Designs is the constant search for new languages, a passion and reason for living.



Steve Jones

After studying Industrial Design at Newcastle Polytechnic, Steve Jones started his career in design consultancy. His highly diverse design experience included ladies shoes, books, toys and even naval architecture. Later he worked extensively in the furniture industry, before moving into lighting and forming Innermost with Russell Cameron in 1999.

His varied interest in design is reflected in the diverse aesthetic of the Innermost collections. As well as his own designs, Jones has brought in names like Michael Young, Jarrod Lim, Corinna Warm, Stone Designs and Shin Azumi, helping to shape a range that has breadth as well as depth.



Tina Leung

Originally from Hong Kong, Tina Leung studied at Central Saint Martins in London, England, before returning to her roots to work for Innermost. Her portfolio includes working for Shanghai Tang designing accessories and Alan Chan Design in Hong Kong. Tina's work is influenced strongly by modern Asian animation and illustration styles and in her own words she 'plays with materials to create opportunities'. Tina joined Innermost in 2004 and her first products, including 'Kapow', were launched in February 2005.



Winnie Lui

Winnie Lui graduated from Central Saint Martins in Fashion Communication and Promotion. At once a fashion stylist, photographer and custom jewellery designer. Lui has been a stylist for singer/actress Gigi Leung, worked for photographer Wing Shya in Hong Kong, while attaining the knowledge of silversmithing from London-based jewellery designer Lara Bohinc. Inspired by her surroundings, obsessed with both new and vintage toys, she is attracted to small details and everyday objects that are beautiful but seem unimportant. Lui's exclusive collaboration with Innermost has produced exciting creations, where fashion meets product design.



Tom Kirk

Born in Manchester in 1972, Tom Kirk studied at Middlesex University and Camberwell School of Art, graduating with a first class honours degree in Silversmithing and Metalwork in 1994. In 1997, Tom was awarded a Crafts Council setting up grant and formally established his studio, designing and producing one-off and batch produced lights. Several of these early designs are still in production today. Today, Kirk's designs reflect over a decade's experience in manufacturing processes; working with a diverse range of techniques and materials.