

hover

barcelona lights

Indoor book





hoyer  
barcelona lights

Indoor book

MY NAME IS JUAN LINARES  
AND I'M AN ILLUSTRATOR  
AND A TEACHER OF DRAWING.  
I ALWAYS TAKE A SKETCHBOOK AND SOME  
IT WAS LIKE THAT, I WAS SKETCHING  
IN A BAR AND JOANA ASKED ME  
IF I ACCEPTED COMMISSIONS.

THIS GAVE RISE TO A  
COLLABORATION TO MAKE A SERIES OF  
ILLUSTRATIONS OF A FAIR AND NOW  
THE DRAWINGS YOU CAN SEE HERE.

IT'S AN EXAMPLE THAT PORTRAYS  
HOW WE PEOPLE FROM BARCELONA,  
MEDITERRANEANS, MIX ART,  
DESIGN AND GASTRONOMY.  
BUT ISN'T LIFE ITSELF LIKE THAT?

ME LLAMO JUAN LINARES Y  
SOY DIBUJANTE Y PROFESOR  
DE DIBUJO.  
ACOSTUMBRO A LLEVAR  
SIEMPRE UN CUADERNO Y  
UNAS ACUARELAS.  
FUE ASÍ, DIBUJANDO EN UN  
BAR QUE JOANA ME PREGUNTÓ  
SI ACEPTABA ENCARGOS.  
DE AHÍ SURTIÓ UNA COLABORACIÓN  
PARA HACER DIVERSAS ILUSTRACIONES  
DE UNA FERIA Y AHORA LOS  
DIBUJOS QUE SE PUEDEN VER AQUÍ.  
ES UN EJEMPLO QUE RETRATA COMO  
LOS BARCELONESSES, MEDITERRANÉOS,  
MEZCLAMOS ARTE, DISEÑO Y GASTRONOMÍA...  
PERO ¿NO ES ESO LA PROPIA VIDA?



JUAN LINARES



I MET JUAN IN A BAR.  
I SAW HIM SITTING AT A TABLE IN THE BACK,  
SKETCHING IN HIS NOTEBOOK.

I APPROACHED HIM BECAUSE  
HIS DRAWINGS ATTRACTED MY ATTENTION.  
HE SHOWED ME HIS SKETCHPAD.

I DISCOVERED HIS CAPACITY TO CAPTURE  
THE ESSENCE OF THINGS:  
ARCHITECTURE, STREETS AND BARS  
THAT SHAPE OUR DAILY ROUTINES.

IT WAS THE BEGINNING OF A JOURNEY  
OF SMALL JOINT PROJECTS, UNTIL REACHING  
THIS POINT.

I INVITE YOU TO DISCOVER HIS WORK ALONG  
WITH THE NEW BOVER COLLECTIONS.

CONOCÍ A JUAN EN UN BAR.  
LE VI SENTADO EN UNA MESITA AL FONDO  
DIBUJANDO EN SU CUADERNO.

ME ACERQUÉ A ÉL, PORQUE ME LLAMARON  
LA ATENCIÓN LOS DIBUJOS QUE VI.  
Y ME ENSEÑÓ SU LIBRETA.

DESCUBRÍ SU CAPACIDAD DE CAPTAR  
LA ESENCIA DE LAS COSAS:  
ARQUITECTURA, CALLES Y BARES  
QUE DAN VIDA A NUESTRAS RUTINAS COTIDIANAS.

FUE EL INICIO DE UN CAMINO  
DE COLABORACIONES, HASTA LLEGAR AQUÍ.  
OS INVITO A DESCUBRIR SU TRABAJO JUNTO  
A LAS NUEVAS COLECCIONES DE BOVER.

JOANA BOVER



Trabajamos para que nuestros productos  
consigan ser respetuosos con el medio natural.  
Que cada componente que utilizamos,  
pueda ser rastreable desde su origen  
hasta su destrucción y ayude a reducir  
nuestro impacto en el planeta.

Nos comprometemos a mejorar nuestros procesos,  
desde la fabricación hasta la distribución.  
Buscando nuevos y mejores materiales,  
que contribuyan a reducir el impacto de Carbono.





*We work to make sure that our products  
are respectful of the natural environment.  
That each component we use  
can be traceable from its origin  
until its destruction  
and help lessen our impact on the planet.*

*We are committed to improving our processes,  
from manufacturing to distribution.  
Searching for new and better materials  
that contribute to reducing the impact of carbon.*

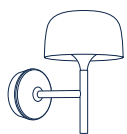
ATLANTA



JUAN LINARES

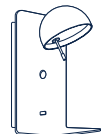
## Apliques / Wall lamps

---



**Bol**

12



**Beddy**

16



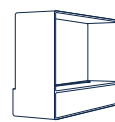
**Drip/Drop**

22



**Helios**

30



**Kira**

36



**Nón Lá**

40



**Nut**

46



**Platet**

50



**Roda**

60



**Skybell Plus**

64



**Tria**

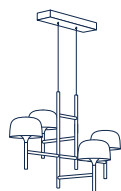
68



**Wall Street**

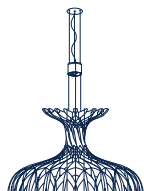
74

## Suspensión / Pendant lamps



**Bol**

80



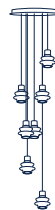
**Dome**

90



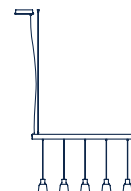
**Domita**

100



**Drip/Drop**

110



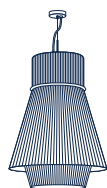
**Drip/Drop Linear**

122



**Elipse**

126



**Folie**

130



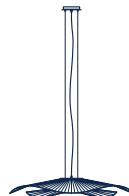
**Hardy**

136



**Maxi**

140



**Mediterrània**

146




**Mei**

152



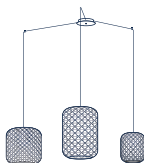
**Mod**

160



**Mos**

166



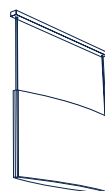
**Nans**

172



**Nón Lá**

176



**Noren**

182



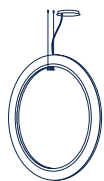
**Nut**

190



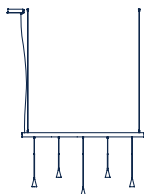
**Pladet**

194



**Roda**

200



**Skybell**

206



**Skybell Plus**

232



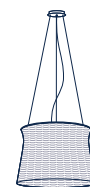
**Slend**

236



**Soft**

244



**Syra**

250



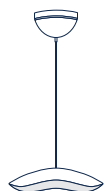
**Tanit**

254



**Tibeta**

260

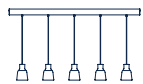


**Valentina**

268

## Plafones / Ceiling lamps

---



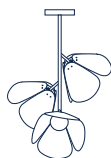
Drip/Drop Linear

276



Mediterrània

280



Mod

284



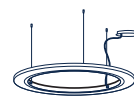
Nut

290



Plafonet

294



Roda

298



Siam

302



Urban

310



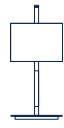
## Mesa / Table lamps

---



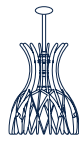
Bol

318



Danona

322



Domita

326



Drip/Drop

330



Nans Portable

338



Nón Lá

342



Tanit

346



Valentina

350

## Pie / Floor lamps

---



Bol

356



Danona

360



Drip/Drop

364



Maxi

368

WE LIKE TO THINK THAT  
WE'RE DIFFERENT  
BECAUSE, IN A GLOBALISED  
WORLD,  
WE'RE STILL SEARCHING  
FOR LOCAL VALUES,  
WE BELIEVE IN  
THE TRADITION OF  
OUR TRADES AND IN  
THE ARTS THAT GO  
WITH THEM.

NO NOS GUSTA PENSAR QUE  
SOMOS DIFERENTES.  
PORQUE EN UN MUNDO  
GLOBALIZADO,  
SEGUIMOS BUSCANDO  
LOS VALORES LOCALES,  
CREENOS EN LA TRADICIÓN  
DE NUESTROS OFICIOS  
Y EN LAS ARTES QUE LES  
ACOMPANAN.

JOANA BOVER







JUAN LINARES

# Bol

*Design by*  
Estudi Manel Molina | 2022



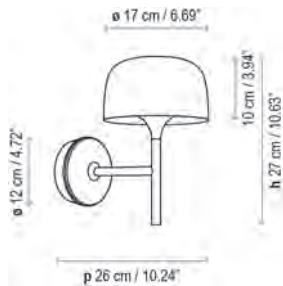




*Inspired by classic Maria Theresa chandeliers, the Bol light emerged as a large, contemporary chandelier whose charm resides in its opaque body and the upper and lower light path emitted by its shades. Lightweight, floating structures with an understated, stylish lighting effect in the dark.*

Inspiradas en las clásicas lámparas de araña M<sup>a</sup> Teresa, las Bol nacen como un Chandelier contemporáneo de gran formato cuya identidad se encuentra en su cuerpo opaco y el halo de luz superior e inferior que desprenden sus pantallas. Estructuras livianas y flotantes con un sobrio y elegante efecto de luz en la oscuridad.





### Bol A/01

IP-20 | TRIAC | 8.4 W LED / CRI: 90 / 2700 K  
1200 lm light source / fuente de luz

Only for North America

### Bol A/01

DRY | TRIAC 0-10V | 8.4 W LED / CRI: 90 / 2700 K  
1200 lm light source

### Finishes Acabados



Ebony Black  
Negro ébano

### Family Familia

|               | A/01 | S/4L | S/6L | M/30 | M/33 | P/130 |
|---------------|------|------|------|------|------|-------|
|               |      |      |      |      |      |       |
| page / página | 13   | 87   | 81   | 319  | 320  | 357   |

# Beddy

*Design by*  
Danos Salgados | 2018





ON LINE  
Lunged appiccato  
Meno a Pavia / More  
MODERN WOMEN







Beddy A/01 *Image does not show north American backplate*



Beddy A/02



Beddy A/03



Beddy A/04

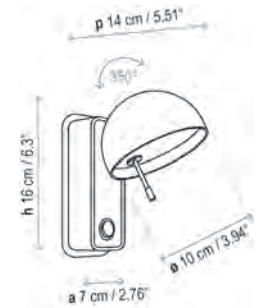
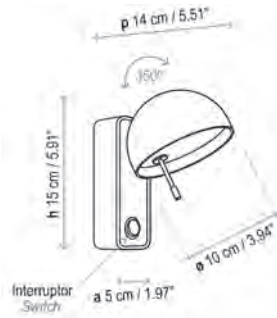




*The Beddy is a wall lamp with different versions that breathes minimalism. That, together with the rationalist philosophy of its author, gives as a result a lamp in which nothing is left to chance. Every little detail of its geometry responds to a specific need.*

La lámpara Beddy es un aplique con diferentes versiones que respira minimalismo. Eso, junto a la filosofía cien por cien racionalista del autor, da como resultado una lámpara en la que nada es gratuito. Cada pequeño detalle de su geometría responde a una necesidad concreta.





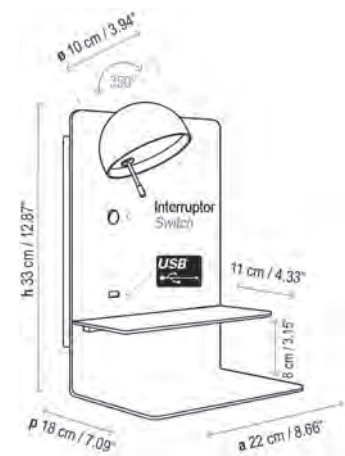
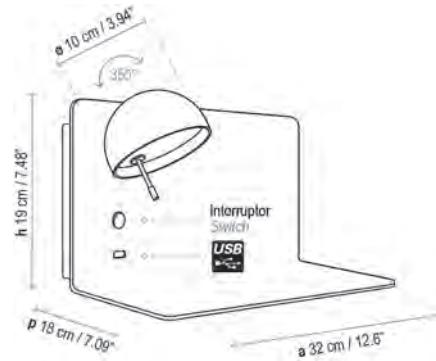
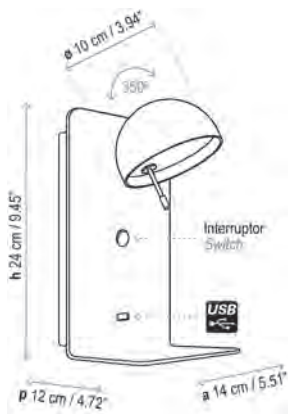
Only for North America

### Beddy A/01

IP-20 | 4.2 W LED / CRI: 90 / 2700 K  
475 lm light source / fuente de luz

### Beddy A/01

DRY | 4.2 W LED / CRI: 90 / 2700 K  
475 lm light source



### Beddy A/02

IP-20 | 4.2 W LED / CRI: 90 / 2700 K  
475 lm light source / fuente de luz

### Beddy A/03

IP-20 | 4.2 W LED / CRI: 90 / 2700 K  
475 lm light source / fuente de luz

### Beddy A/04

IP-20 | 4.2 W LED / CRI: 90 / 2700 K  
475 lm light source / fuente de luz

Only for North America

### Beddy A/02

DRY | 4.2 W LED / CRI: 90 / 2700 K  
475 lm light source

### Beddy A/03

DRY | 4.2 W LED / CRI: 90 / 2700 K  
475 lm light source

### Beddy A/04

DRY | 4.2 W LED / CRI: 90 / 2700 K  
475 lm light source

## Finishes Acabados



White  
Blanco



Oak Wood/ Only Beddy A/01  
Madera Roble/ Solo Beddy A/01

# Drip/Drop

*Design by*  
Christophe Mathieu | 2017



Image does not show north American backplate



Image does not show north American backplate

*Drip and Drop models are captivating from a distance, their design surprises even more when up close, inviting one to illuminate them. That is when they reach their greatest splendor.*

**Drip y Drop te cautivan desde la distancia, su diseño te sorprende cuando te acercas y te invita a encenderlas. Es ahí donde la magia alcanza su máximo esplendor.**





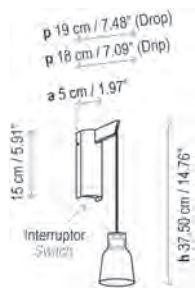
Image does not show north American backplate




*Drop's small screen is made of borosilicate glass, finer and more delicate than blown glass. "I wanted the material to be very tasteful, almost like a candy," says Christophe. The choice of glass is intimately related to the light that creates the Drop.*

La pequeña pantalla de la Drop está hecha de vidrio de borosilicato, más fino y delicado que el vidrio soplado. "Quería que el material fuera muy gustoso, casi como un caramelo", dice Christophe. La elección del vidrio está íntimamente relacionado con la luz que crea la Drop.






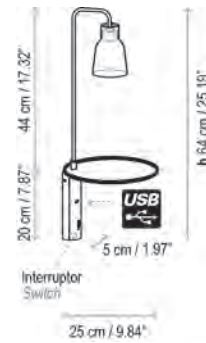
### Drip/Drop A/01

IP-20 |  | 3 W LED / CRI: 90 / 2700 K  
345 lm light source / fuente de luz




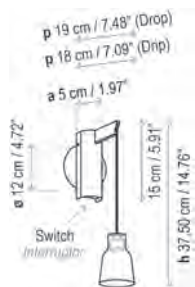
### Drip/Drop A/02

IP-20 |  | 3 W LED / CRI: 90 / 2700 K  
345 lm light source / fuente de luz



### Drip/Drop A/03

IP-20 |  | 3 W LED / CRI: 90 / 2700 K  
345 lm light source / fuente de luz



Only for North America

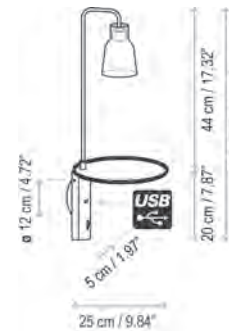
### Drip/Drop A/01

DRY |  | 3 W LED / CRI: 90 / 2700 K  
345 lm light source



### Drip/Drop A/02

DRY |  | 3 W LED / CRI: 90 / 2700 K  
345 lm light source



### Drip/Drop A/03

DRY |  | 3 W LED / CRI: 90 / 2700 K  
345 lm light source



Structure Finishes  
Acabados Estructura



Ebony Black  
Negro ébano

Finishes Drip  
Acabados Drip




Transparent Glass  
Vidrio Transparente



Frosted Glass  
Vidrio Matizado



Green Glass  
Vidrio Verde



Blue Glass  
Vidrio Azul



Opal Polycarbonate  
Policarbonato Opal

Finishes Drop  
Acabados Drip



Transparent Glass  
Vidrio Transparente



Frosted Glass  
Vidrio Matizado



Green Glass  
Vidrio Verde



Blue Glass  
Vidrio Azul

Family  
Familia

| A/01 | A/02 | A/03 | S/01 | S/03 | S/07 | S/12 | S/24 | S/36 | S/48 | M/36 | M/50 | M/70 | P/131 |
|------|------|------|------|------|------|------|------|------|------|------|------|------|-------|
|      |      |      |      |      |      |      |      |      |      |      |      |      |       |
| 25   | 23   | 26   | 111  | 111  | 111  | 111  | 111  | 111  | 111  | 331  | 331  | 334  | 365   |

# Helios

*Design by*  
Gonzalo Milà | 2021









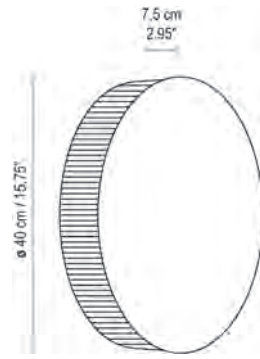
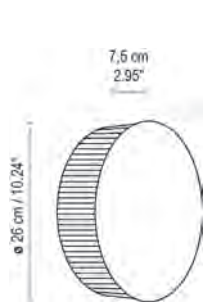
*The Helios wall lamp is an artisan product that gives off indirect light through the irregular cotton threads of its lampshade, drawing small shadows on the wall. Helios comfortably adapts to the language and personality of organic environments and wabi-sabi aesthetics.*

*Designed to be part of settings or light murals in applications where highly decorative results are sought.*

El aplique Helios es un producto artesanal que, a través de los hilos de algodón irregulares de su pantalla, deja pasar luz indirecta dibujando pequeñas sombras en la pared. Se adapta con comodidad al lenguaje y carácter de los ambientes orgánicos y de estética Wabi Sabi.

Pensada para formar parte de composiciones o murales de luz en aplicaciones donde se buscan resultados altamente decorativos.





### Helios A/01

IP20 | TRIAC | 16,8 W LED / CRI: 90 / 2700 K  
2000 lm light source / fuente de luz

### Helios A/02

IP20 | TRIAC | 18 W LED / CRI: 90 / 2700 K  
2700 lm light source / fuente de luz

Only for North America

### Helios A/01

DRY | TRIAC | ADA | 16,8 W LED / CRI: 90 / 2700 K  
2000 lm light source

### Helios A/02

DRY | TRIAC | ADA | 18 W LED / CRI: 90 / 2700 K  
2700 lm light source





Finishes  
*Acabados*



Oak Brown / Beige Thread  
*Marrón Roble / Hilo Beige*



# Kira

*Design by*  
Danos Salgados | 2021



*The Kira wall lamp is a light box that emits an aura of warm luminosity around its inner perimeter. In addition, it emits lower light through an LED plate and there is the option to add a push-button with 3 dimming settings.*

*With a fresh and lightweight design, Kira is mainly intended to be used in bedrooms.*

Los apliques Kira son una caja de luz que emite un aura de luminosidad cálida en el contorno de su perímetro interior. Además, emite luz inferior a través de una placa LED y puede disponer de un pulsador con 3 posiciones de regulación.

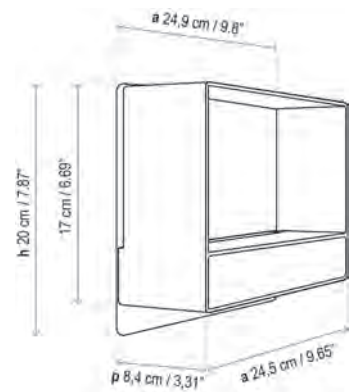
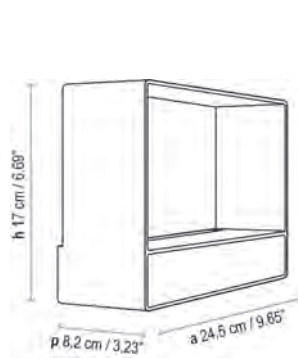
Con un aspecto fresh y ligero, Kira está pensada esencialmente como un producto a utilizar en habitaciones.







Image does not show north American backplate



Only for North America

### Kira A/01

IP20 | TRIAC | 8,4 W LED / CRI:90 / 2700 K  
1100 lm light source / fuente de luz

IP20 | 0-10V | 8,4 W LED / CRI:90 / 2700 K  
1100 lm light source / fuente de luz

Optional: Push-button with 3 dimming positions  
Opcional: Pulsador con 3 posiciones de regulación

### Kira A/01

DRY | TRIAC | ADA | 8,4 W LED / CRI:90 / 2700 K  
1100 lm light source

DRY | 0-10V | ADA | 8,4 W LED / CRI:90 / 2700 K  
1100 lm light source

DRY | 0-10V | ADA | 8,4 W LED / CRI:90 / 2700 K  
1100 lm light source

Optional: Push-button with 3 dimming positions

### Finishes Acabados



Matte White  
Blanco Mate

# Nón Lá

*Design by*  
Jorge Pensi Design Studio | 2015












*Nón Lá is our way of paying a little homage to the Vietnamese hat and its centenary culture. Its simple open cone offers us a light structure that is resistant and a bit avant-garde, thanks to the decentralization of its light cavity. Its cast iron arm in the shape of an angle gives it a look that contrasts with the subtlety of its conical shade.*

Nón Lá es nuestra manera de rendirle un pequeño homenaje al sombrero vietnamita y a su cultura centenaria. Su sencillo cono abierto, nos ofrece una estructura ligera, resistente y un punto vanguardista gracias a la descentralidad de su cavidad lumínica. Su brazo de fundición de hierro en forma de ángulo nos ofrece un aspecto que contrasta con la sutileza de su pantalla cónica.

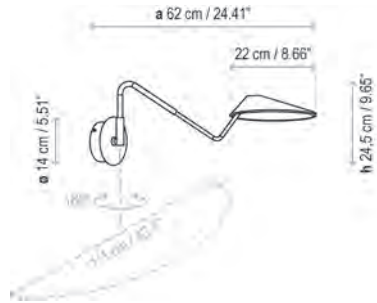






### Nón Lá A/01

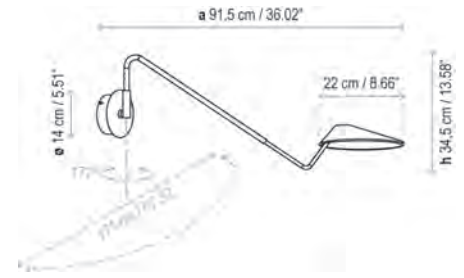
IP20 10,5 W LED / CRI: 90 / 2700 K  
1200 lm light source / fuente de luz



### Nón Lá A/03

IP20 10,5 W LED / CRI: 90 / 2700 K  
1200 lm light source / fuente de luz

IP20 10,5 W LED / CRI: 90 / 2700 K  
1200 lm light source / fuente de luz



### Nón Lá A/04

IP20 10,5 W LED / CRI: 90 / 2700 K  
1200 lm light source / fuente de luz

IP20 10,5 W LED / CRI: 90 / 2700 K  
1200 lm light source / fuente de luz

Only for North America

### Nón Lá A/01

DRY 10,5 W LED / CRI: 90 / 2700 K  
1200 lm light source

### Nón Lá A/03

DRY 10,5 W LED / CRI: 90 / 2700 K  
1200 lm light source

DRY 10,5 W LED / CRI: 90 / 2700 K  
1200 lm light source

### Nón Lá A/04

DRY 10,5 W LED / CRI: 90 / 2700 K  
1200 lm light source

DRY 10,5 W LED / CRI: 90 / 2700 K  
1200 lm light source

### Structure Finishes A/03, A/04 Acabados Estructura A/03, A/04




Graphite Brown  
Marrón Grafito

### Finishes Acabados



White Lacquer  
Lacado Blanco



Chrome  
Cromo



Satin copper  
Cobre Brillante

### Family Familia

|      |      |      |     |                      |     |   |   |                      |
|------|------|------|-----|----------------------|-----|---|---|----------------------|
| A/01 | A/03 | A/04 | S   | Set 3<br>Rectangular | T   | Not available for<br>North American<br>Market | S | Set 3<br>Rectangular |
|      |      |      |     |                      |     |   |   |                      |
| 43   | 42   | 41   | 177 | 179                  | 343 |   |   |                      |

page / página

# Nut

*Design by*  
Estudi Manel Molina | 2021



Image does not show north American backplate



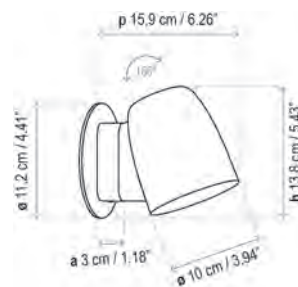
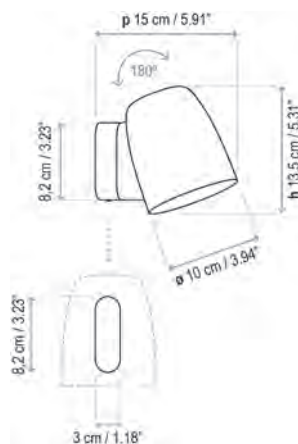


Image does not show north American backplate



*Nut is a collection of discreet lights that are characterized by their ergonomic and striking body. They are highly versatile products that can work as a headboard, a guide light in corridors or a bathroom wall lamp. They are easy and intuitive to use. The light beam can be directed from right to left at a 180° angle.*

Las Nut son una colección de luminarias discretas que se caracterizan por su cuerpo ergonómico y contundente. Son un producto altamente versátil que puede funcionar como cabecero de cama, lámpara de señalización en pasillos o aplique de baño. Su manejo es fácil e intuitivo. Permiten una orientación del haz de luz en sentido de derecha a izquierda en un ángulo de 180°.



Only for North America

### Nut A/01 | Outdoor

IP54 | TRIAC | 6,3 W LED / CRI: 90 / 2700 K  
950 lm fuente de luz/light source

IP54 | TRIAC | 6,3 W LED / CRI: 90 / 2700 K  
950 lm fuente de luz/light source

Push-button with 3 dimming positions  
Pulsador con 3 posiciones de regulación

### Nut A/01 | Outdoor

WET | 0-10V | 6,3 W LED/CRI: 90/2700K  
950 lm light source

WET | TRIAC | 6,3 W LED/CRI: 90/2700K  
950 lm light source

WET | TRIAC | 6,3 W LED/CRI: 90/2700K  
950 lm light source

Push-button with 3 dimming positions

### Finishes Acabados



Black  
Negro



White  
Blanco



Light grey  
Gris claro



Terracotta  
Teja

### Familia Family

|      |      |       |                   |      |         |
|------|------|-------|-------------------|------|---------|
| S/10 | A/01 | PF/10 | B/60              | B/90 | B/90/2L |
|      |      |       |                   |      |         |
| 192  | 47   | 291   | Outdoor Catalogue |      |         |

page / página

Indoor  
Interior

Outdoor / Exterior

# Platet

*Design by*  
Christophe Mathieu | 2020







*Simple shapes, shapes that are familiar to us and that make us travel through time. Adapted to the LED light, there is something romantic in the Platet, made entirely of painted iron. Its colour palette include sober and warm tones, always with the inner part in white, which gives us a good quality of light.*

Formas simples, que nos resultan familiares y que nos hacen viajar a través del tiempo. Adaptado a la fuente de luz LED, hay algo de romántico en la Platet, realizada toda ella en hierro pintado. La paleta de color incorpora tonos sobrios y cálidos, siempre con la parte interior de la pantalla de color blanco que nos proporciona una buena calidad de luz.









Port Solacz - Poznan  
By EV Architects and 4 Light





Image does not show North American backplate











### Platet A/05

IP20 | 1 x MAX 9W E-14  
LED P45 / light source

IP20 | 4,2 W LED / CRI: 90 / 2700 K  
504 lm fuente de luz / light source

Only for North America

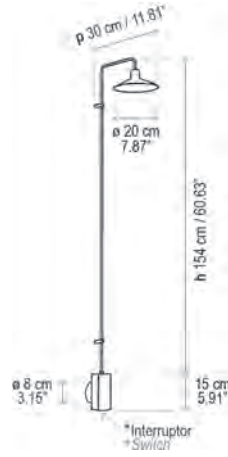
### Platet A/05

DRY | 1 x 5W E-12  
LED A15

DRY | 4,2 W LED / CRI: 90 / 2700 K  
504 lm light source



Platet A/05 | Surface / Superficie



### Platet A/06

IP20 | 4,2 W LED / CRI: 90 / 2700 K  
504 lm fuente de luz / light source

IP20 | 4,2 W LED / CRI: 90 / 2700 K  
504 lm fuente de luz / light source

Only for North America

### Platet A/06

DRY | 4,2 W LED / CRI: 90 / 2700 K  
504 lm light source

DRY | 4,2 W LED / CRI: 90 / 2700 K  
504 lm light source



Platet A/06 | Surface / Superficie



Only for North America

### Platet A/02

- IP20 | 1 x MAX 9W E-14 LED P45 / light source
- IP20 | 4,2 W LED / CRI: 90 / 2700 K 504 lm fuente de luz / light source
- IP20 | 4,2 W LED / CRI: 90 / 2700 K 504 lm fuente de luz / light source

### Platet A/02

- DRY | 1 x 5W E-12 LED A15
- DRY | 4,2 W LED / CRI: 90 / 2700 K 504 lm light source
- DRY | 4,2 W LED / CRI: 90 / 2700 K 504 lm light source

### Structure Finishes Acabados Estructura



Ebony Black  
Negro ébano


### Finishes Acabados



Antique Brass  
Patiné



Terracota  
Teja



Olive grey  
Gris Oliva



Light grey  
Gris claro

### Family Familia

page / página

|      |      |      |      |                                   |                   |
|------|------|------|------|-----------------------------------|-------------------|
| A/02 | A/05 | A/06 | S/20 | Skybell System<br>Sistema Skybell | A/01              |
|      |      |      |      |                                   |                   |
| 52   | 58   | 54   | 195  | 199                               | Outdoor Catalogue |

Indoor / Interior

Outdoor  
Exterior



# Roda

*Design by*  
Joana Bover | 2022







Recessed canopy / Florón empotrado

*The Roda Collection is characterized by its large, cylindrical, ring-shaped shade. Its inner contour is surrounded by an aluminum ring housing a continuous circle of LEDs, emitting a uniform, filtered light. The warmth of the ribbon is highlighted by the dark ring outlining the perimeter, making these fixtures particularly cozy and lightweight, because despite their large volume, they seem weightless.*

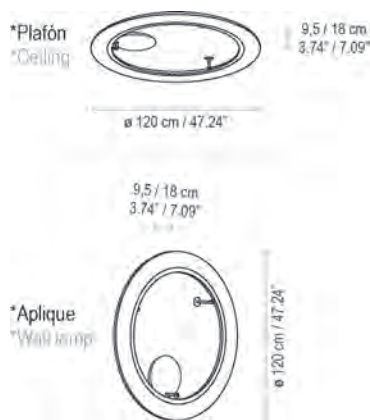
Las Roda se caracterizan por tener una gran pantalla cilíndrica en forma de anillo. Su contorno interior está rodeado por un aro de aluminio que aloja de forma continua los LEDs, emitiendo una luz uniforme y tamizada. La calidez de la cinta destaca sobre el aro oscuro que delimita su perímetro, haciéndolas especialmente acogedoras y ligeras, porque a pesar de su gran volumen, no transmiten un peso aparente.

User can customize the canopy painting its cover plate.

El usuario puede customizar el florón pintando la tapa.







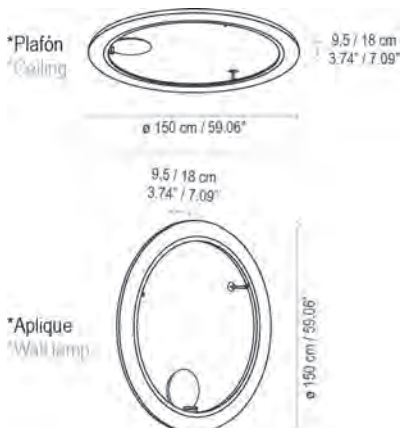
### Roda PF/120

IP-20 | 1-10V | 50,8 W LED / CRI: 90 / 2700 K  
6600 lm fuente de luz / light source

Only for North America

### Roda PF/120

DRY | 0-10V | ADA | 50,8 W LED / CRI: 90 / 2700 K  
6600 lm light source



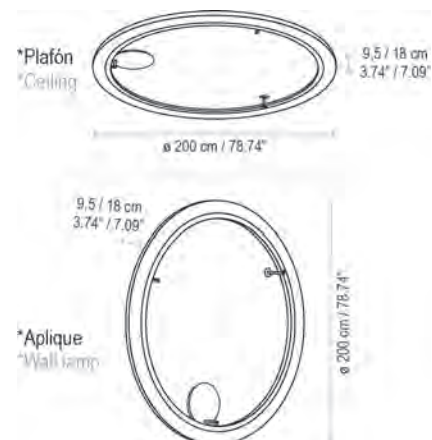
### Roda PF/150

IP-20 | 1-10V | 65,5 W LED / CRI: 90 / 2700 K  
8500 lm fuente de luz / light source

Only for North America

### Roda PF/150

DRY | 0-10V | ADA | 65,5 W LED / CRI: 90 / 2700 K  
8500 lm light source



### Roda PF/200

IP-20 | 1-10V | 85,7 W LED / CRI: 90 / 2700 K  
11100 lm fuente de luz / light source

Only for North America

### Roda PF/200

DRY | 0-10V | ADA | 85,7 W LED / CRI: 90 / 2700 K  
11100 lm light source

## Structure Finishes Acabados Estructura



Graphite Brown  
Marrón Grafito

## Finishes Acabados



White Ribbon  
Cinta Blanca



Cream Ribbon  
Cinta Crema

## Family Familia

| S/120 | S/150 | S/200 | S/120/V | S/150/V | S/200/V | PF/120 | PF/150 | PF/200 |
|-------|-------|-------|---------|---------|---------|--------|--------|--------|
|       |       |       |         |         |         |        |        |        |
| 202   | 202   | 202   | 201     | 201     | 204     | 61/299 | 61/299 | 61/299 |

page / página

# Skybell Plus

*Design by*  
Estudi Manel Molina | 2019



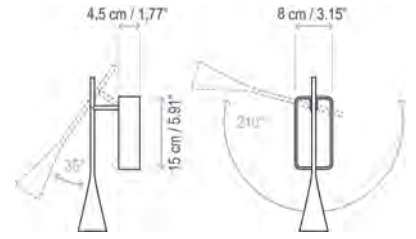
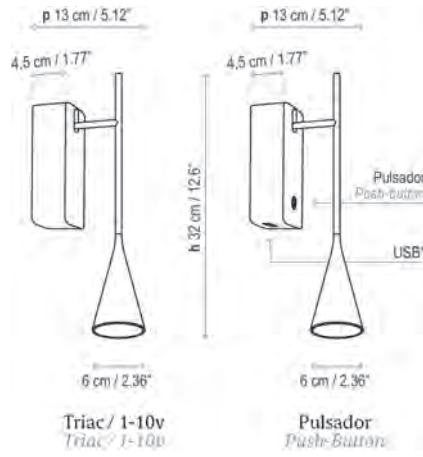






*The Skybell Plus takes the subtlety and joy of the Skybell and reduces the concept of the lamp to its essence: the bell. A very simple, dark, black object that does not want prominence. This simplicity is precisely what gives the product great versatility.*

La Skybell Plus, recoge la sutileza y alegría de las Skybell y reduce el concepto de la lámpara a su esencia: la campana. Un objeto muy sencillo, oscuro, negro, que no quiere protagonismo. Esta sencillez es precisamente lo que otorga al producto una gran versatilidad.



### Skybell Plus A/01

IP 20 | | | 4.2 W LED / CRI: 93 / 2700 K  
500 lm light source/fuente de luz

IP 20 | | | 4.2 W LED / CRI: 93 / 2700 K  
500 lm light source/fuente de luz

IP 20 | | | 4.2 W LED / CRI: 93 / 2700 K  
500 lm light source/fuente de luz

Only for North America

### Skybell Plus A/01

DRY | | | 4.2 W LED / CRI: 93 / 2700 K  
500 lm light source

DRY | | | 4.2 W LED / CRI: 93 / 2700 K  
500 lm light source

### Finishes Acabados



Ebony Black  
Negro ébano

### Family Familia

page / página

| A/01 | S/1L | S/1L<br>Track/Carril |
|------|------|----------------------|
|      |      |                      |
| 65   | 233  | 220                  |

# Tria

*Design by*  
Rubén Saldaña | 2015












*Its organic and modular shape makes Tria a unique and original object. Tria can be installed either as a single wall light or as a light module with a sole connection point on the wall which makes it easier to be displayed as a mural at hotel reception desks, corridors, etc.*

La forma orgánica y modular hace de Tria un objeto singular y original. Tria nos permite instalarlo como aplique individual o por módulos con un solo punto de conexión en pared, facilitando su aplicación como mural en recepciones, pasillos, etc.





Tria 01



Tria 02



Tria 03




Tria Set 3

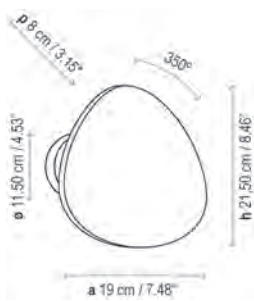
Finishes  
*Acabados*



Natural Oak  
*Roble Natural*

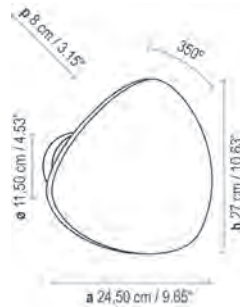


White Satin  
*Blanco Satinado*



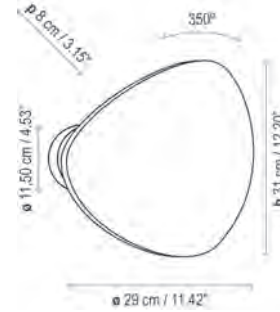
Tria 01

IP 20 TRIAC 8,7 W LED / CRI: 90 / 2700 K  
960 lm fuente de luz / light source



Tria 02

IP 20 TRIAC 13 W LED / CRI: 90 / 2700 K  
1440 lm fuente de luz / light source



Tria 03

IP 20 TRIAC 17 W LED / CRI: 90 / 2700 K  
1920 lm fuente de luz / light source

Only for North America

Tria 01

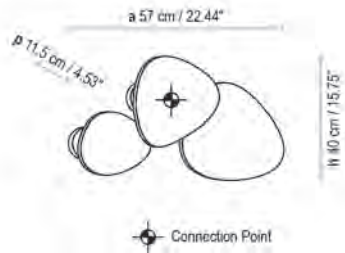
DRY 0-10V ADA 8,7 W LED / CRI: 90 / 2700 K  
960 lm light source

Tria 02

DRY 0-10V ADA 13 W LED / CRI: 90 / 2700 K  
1440 lm light source

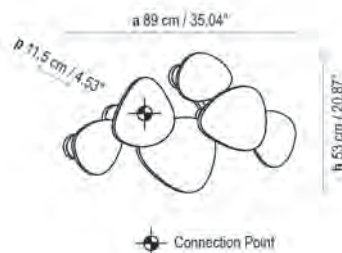
Tria 03

DRY 0-10V ADA 17 W LED / CRI: 90 / 2700 K  
1920 lm light source



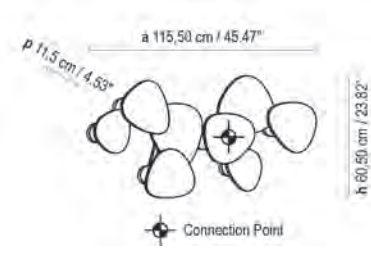
Tria Set 3

IP 20 TRIAC 39 W LED / CRI: 90 / 2700 K  
4320 lm fuente de luz / light source



Tria Set 6

IP 20 TRIAC 69 W LED / CRI: 90 / 2700 K  
7080 lm fuente de luz / light source



Tria Set 8

IP 20 TRIAC 103.2 W LED / CRI: 90 / 2700 K  
11520 lm fuente de luz / light source

Only for North America

Tria 01

DRY 0-10V 39 W LED / CRI: 90 / 2700 K  
4320 lm light source

Tria 02

DRY 0-10V 69 W LED / CRI: 90 / 2700 K  
7080 lm light source

Tria 03

DRY 0-10V 103.2 W LED / CRI: 90 / 2700 K  
11520 lm light source

Family  
Família

|    |    |    |       |       |       |                   |    |
|----|----|----|-------|-------|-------|-------------------|----|
| 01 | 02 | 03 | Set 3 | Set 6 | Set 8 | 04                | 05 |
|    |    |    |       |       |       |                   |    |
| 72 | 72 | 70 | 72    | 69    | 73    | Outdoor Catalogue |    |

page / página

Indoor / Interior

Outdoor / Exterior

# Wall Street

*Design by*  
Joana Bover | 2000



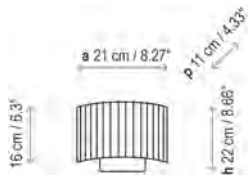




*Wall Street is a functional Collection of decorative wall lamps which do grant an optimal light diffusion thanks to its handmade ribbon or cotton fabric shade. Available in different measures for domestic or public spaces according to customer needs.*

Wall Street es una colección funcional de apliques decorativos que consiguen una óptima difusión de la luz gracias a su pantalla de cinta o cotonet hecha a mano. Disponible en diferentes medidas para espacios domésticos o públicos según las necesidades del cliente.





### Wall Street 21

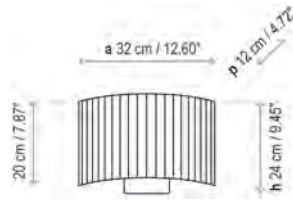
IP-20 | | 1 x MAX 9W LED E-27 P45 |

Only for North America

### Wall Street 21

DRY | | 1 x 60 W E26 A15 INC

DRY | | 1 x 5 W E26 A15 LED



### Wall Street 32

IP-20 | | 1 x MAX 9W LED E-27 P45 |

### Wall Street 32

DRY | | 1 x 60 W E26 A15 INC

DRY | | 1 x 5 W E26 A15 LED



### Wall Street 45

IP-20 | | 1 x MAX 9W LED E-27 P45 |

### Wall Street 45


DRY | | 1 x 60 W E26 A15 INC

DRY | | 1 x 5 W E26 A15 LED

## Structure Finishes *Acabados Estructura*



Satin Nickel  
*Níquel Satinado*



Brilliant Chrome  
*Cromo Brillante*


## Finishes *Acabados*



White Ribbon  
*Cinta Blanca*



Cream Ribbon  
*Cinta Crema*



White Cotton  
*Cotonet Blanco*



Cotton  
*Cotonet*



WE BRING BACK CUSTOMS,  
TRADES AND VALUES.  
A WAY OF UNDERSTANDING  
THE LIFE WE SHARE.

LEARNING FROM OUR HISTORY  
ALLOWS US TO IMPROVE AND  
AVOID THE MISTAKES  
WE MAKE.

RECUPERAMOS COSTUMBRES, OFICIOS Y VALORES.  
UNA FORMA DE ENTENDER  
LA VIDA QUE COMPARTIMOS.  
APRENDER DE NUESTRA HISTORIA  
NOS PERMITE MEJORAR Y EVITAR  
LOS ERRORES QUE COMETEMOS.

JOANA BOVER



# Bol

*Design by*  
Estudi Manel Molina | 2022













SUSTAINABILITY SHOULD BECOME  
A DAILY HABIT WE ALL NEED TO INCLUDE  
IN OUR DECISION-MAKING.

WE SEE DESIGN AS THE TOOL THAT ENABLES US  
TO ACTIVATE CHANGE AND DECIDE WHAT KIND  
OF RELATIONSHIP WE WANT TO HAVE  
WITH OUR PLANET.

LA SOSTENIBILIDAD DEBE SER  
UN HÁBITO COTIDIANO QUE TODOS TENEMOS  
QUE INCORPORAR EN NUESTRAS DECISIONES.  
EL DISEÑO PARA NOSOTROS, ES LA HERRAMIENTA  
QUE NOS PERMITE ACCIONAR EL CAMBIO  
Y DECIDIR QUÉ RELACIÓN QUEREMOS TENER  
CON EL PLANETA.

JOANA BOVER

















Bol S/4L

Image does not show north American canopy

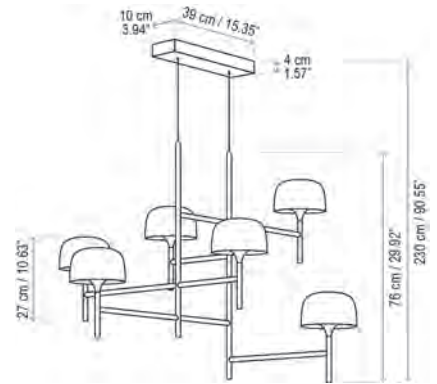
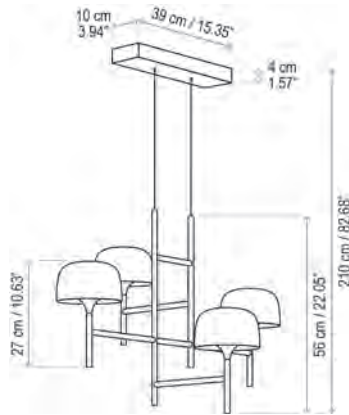
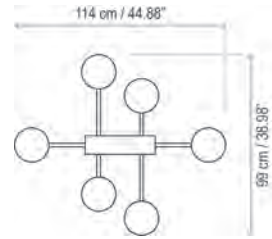
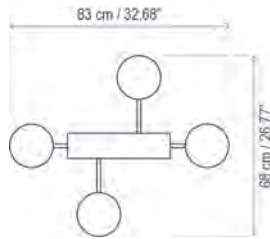
Finishes  
Acabados



Ebony Black  
Negro ébano

Family  
Familia

|               | A/01 | S/4L | S/6L | M/30 | M/33 | P/130 |
|---------------|------|------|------|------|------|-------|
|               |      |      |      |      |      |       |
| page / página | 13   | 87   | 81   | 319  | 320  | 357   |

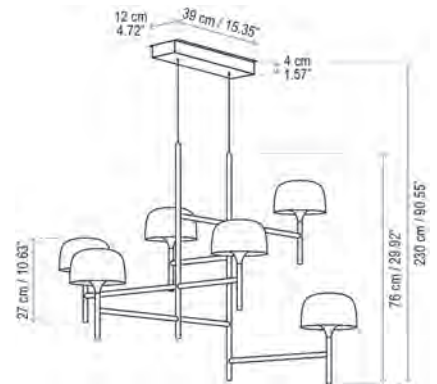
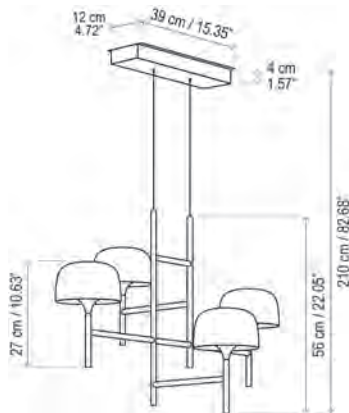


### Bol S/4L

IP 20 | TRIAC | 4 x 12 W LED / CRI: 90 / 2700 K  
6720 lm light source / fuente de luz

### Bol S/6L

IP 20 | TRIAC | 6 x 12 W LED / CRI: 90 / 2700 K  
10080 lm light source / fuente de luz



Only for North America

### Bol S/4L

DRY | | 4 x 12 W LED / CRI: 90 / 2700 K  
6720 lm light source

DRY | | 4 x 12 W LED / CRI: 90 / 2700 K  
6720 lm light source

Only for North America

### Bol S/6L

DRY | | 6 x 12 W LED / CRI: 90 / 2700 K  
10080 lm light source

DRY | | 6 x 12 W LED / CRI: 90 / 2700 K  
10080 lm light source



# Dome

*Design by*  
Benedetta Tagliabue / EMBT | 2015









**BEST of year** INTERIOR DESIGN  
HONOREE 2015



*With Dome we decided to take the light out of the object so it becomes a light sculpture designed to receive and emit a delicate light, a play of shadows and nuances that enrich the space for which they were created. More than 170 big and small wood fragments are wisely intertwined and sewed one by one to end up in such a puzzle.*

Con la Dome decidimos llevarnos la luz fuera del objeto, dejar que sea una escultura lumínica creada y pensada para recibir y emitir una luz sutil, un juego de sombras y matices que enriquezcan el espacio para el que son creadas. Se necesitan más de 170 fragmentos para componer este gran mecano de pequeñas y grandes piezas de madera.









Photo by Courtesy of Ragno Ceramiche  
Photographer: Tiziano Sartorio











Photo by Courtesy of Ragno Ceramiche  
Photographer: Tiziano Sartorio

---


Structure Finishes  
*Acabados Estructura*



Matte White  
*Blanco Mate*

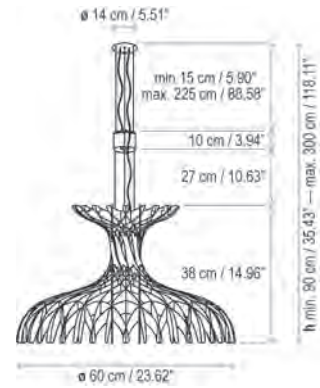
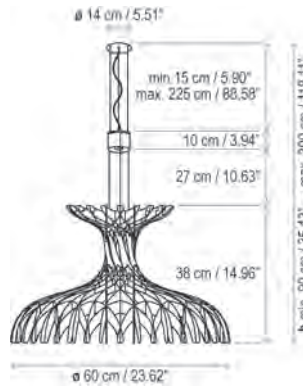
---

Finishes  
*Acabados*



Natural Wood  
*Madera Natural*





### Dome 60/01

IP-20 TRIAC 12,5 W LED / CRI: 90 / 2700 K  
1332 lm light source / fuente de luz

Only for North America

### Dome 60/02

IP-20 TRIAC 25 W LED / CRI: 90 / 2700 K  
2664 lm light source / fuente de luz

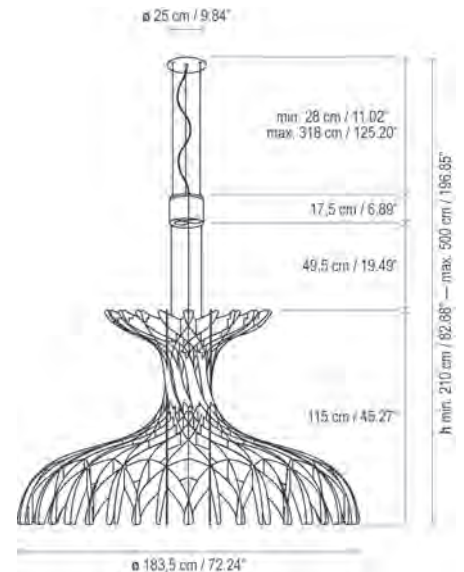
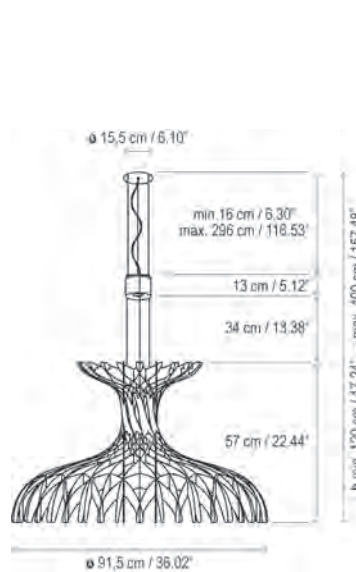
Only for North America

### Dome 60/01

DRY 12,5 W LED / CRI: 90 / 2700 K  
1332 lm light source

### Dome 60/02

DRY 25 W LED / CRI: 90 / 2700 K  
2664 lm light source



### Dome 90

IP-20 TRIAC 25 W LED / CRI: 82 / 2700 K  
2970 lm light source / fuente de luz

Only for North America

### Dome 180

IP-20 TRIAC 75 W LED / CRI: 82 / 2700 K  
8910 lm light source / fuente de luz

Only for North America

### Dome 90

DRY 25 W LED / CRI: 82 / 2700 K  
2970 lm light source

### Dome 180

DRY 75 W LED / CRI: 82 / 2700 K  
8910 lm light source

# Domita

*Design by*  
Benedetta Tagliabue / Joana Bover | 2019









*From the beginning of the creation of the Dome, we knew that sooner or later we should expand the collection with smaller versions that allow us to create lighter spaces. Under these premises were born the Domitas, lamps made with thin wooden slats that converge between them, forming a small dome that keeps inside the LED source.*

Desde el principio de la creación de las Dome, sabíamos que tarde o temprano deberíamos ampliar la colección con versiones más pequeñas que nos permitieran crear espacios más livianos. Bajo estas premisas nacieron las Domitas, lámparas realizadas con finas lamias de madera que confluyen entre ellas, formando una pequeña cúpula que guarda en su interior la fuente de LED.

Image does not show north American canopy









Perpetuum Mobile  
Universita degli studi di Milano  
Photographer: Paolo Fassoli







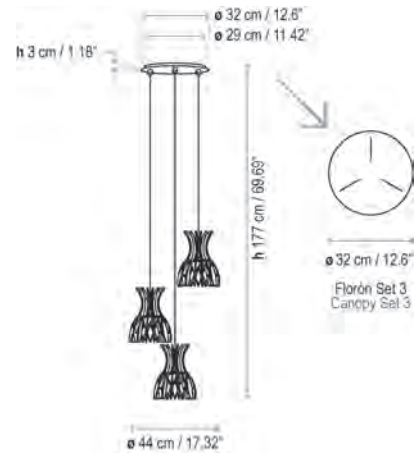
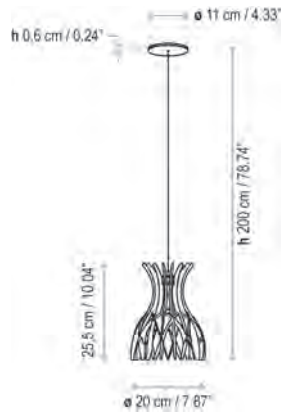
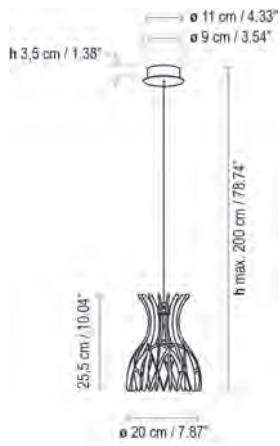


Photo by Courtesy of Ragno Ceramiche  
Photographer: Paolo Fassoli










---

## Domita S/20

---

IP-20 |  1 x MAX 8 W LED GU10

Only for North America

---

## Domita S/20

---

DRY |  1 x 8 W LED GU10

---

## Domita S/20/3L

---

IP-20 |  3 x MAX 8 W LED GU10

Only for North America

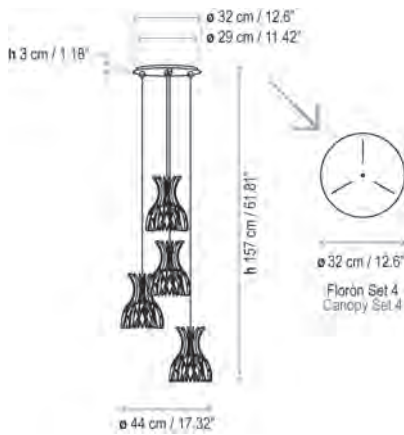
---

## Domita S/20/3L

---

DRY |  3 x 8 W LED GU10

Standard canopy / *Florón estándar*



Multiple canopy / *Florón múltiple*




---

## Domita S/20/4L

---

IP-20 |  4 x MAX 8 W LED GU10

Only for North America

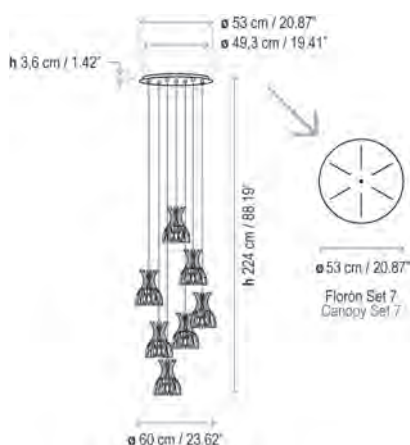
---

## Domita S/20/4L

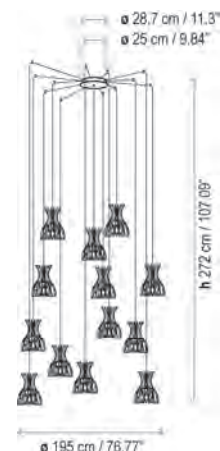
---

DRY |  4 x 8 W LED GU10

Standard canopy / *Florón estándar*



Multiple canopy / *Florón múltiple*



### Domita S/20/7L

IP-20 | 7 x MAX 8 W LED GU10

Only for North America

### Domita S/20/7L

DRY | 7 x 8 W LED GU10

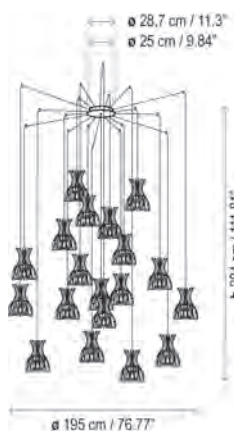
### Domita S/20/13L

IP-20 | 13 x MAX 8 W LED GU10

Only for North America

### Domita S/20/13L

DRY | 13 x 8 W LED GU10



### Domita S/20/19L

IP-20 | 19 x MAX 8 W LED GU10

Only for North America

### Domita S/20/19L


DRY | 19 x 8 W LED GU10

### Structure Finishes *Acabados Estructura*



Graphite Brown  
*Marrón Grafito*

### Finishes *Acabados*



Natural Wood  
*Madera Natural*

### Family *Familia*



page / *página*

101

106

108

109

109

107

327

# Drip/Drop

*Design by*  
Christophe Mathieu | 2017





JUAN LINARES



THE GOAL IS TO CHANGE OUR HABITS.  
WE NEED THE COLLABORATION OF THE  
WHOLE CHAIN:  
SUPPLIERS, CUSTOMERS AND USERS,  
FAMILY AND FRIENDS.  
TOGETHER WE MUST SHARE THE SAME GOAL:  
REDUCE THE USE OF FOSSIL FUELS,  
USING RENEWABLE AND CLEAN ENERGIES.

EL OBJETIVO ES CAMBIAR NUESTROS HÁBITOS.  
NECESITAMOS LA COLABORACIÓN DE TODA LA CADENA:  
PROVEEDORES, CLIENTES Y USUARIOS,  
FAMILIARES Y AMIGOS.  
TODOS JUNTOS DEBEMOS COMPARTIR  
EL MISMO OBJETIVO;  
REDUCIR EL USO DE ENERGÍAS FÓSILES,  
UTILIZANDO ENERGÍAS RENOVABLES Y LÍMPIAS.


JOANA BOVER



JUAN LINARES



Drop S/07L



Drip S/12L






Hotel SB Icaria
















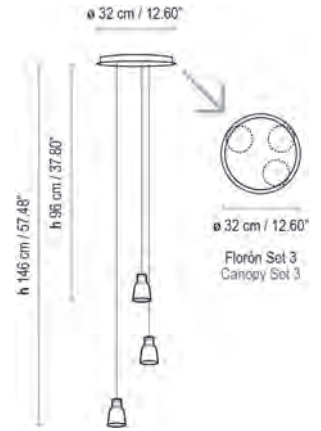
### Drip/Drop S/01L

IP-20 | 3 W LED / CRI: 90 / 2700 K  
345 lm light source / fuente de luz

Only for North America

### Drip/Drop S/01L

DRY | 3 W LED / CRI: 90 / 2700 K  
345 lm light source



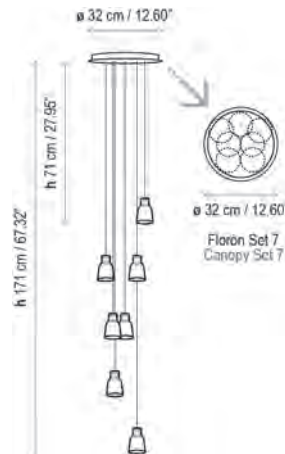
### Drip/Drop S/03L

IP-20 | 9,6 W LED / CRI: 90 / 2700 K  
1116 lm light source / fuente de luz

Only for North America

### Drip/Drop S/03L

DRY | 9,6 W LED / CRI: 90 / 2700 K  
1116 lm light source



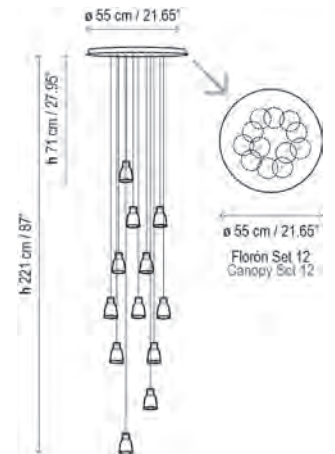
### Drip/Drop S/07L

IP-20 | 22,4 W LED / CRI: 90 / 2700 K  
2604 lm light source / fuente de luz

Only for North America

### Drip/Drop S/07L

DRY | 22,4 W LED / CRI: 90 / 2700 K  
2604 lm light source



### Drip/Drop S/12L

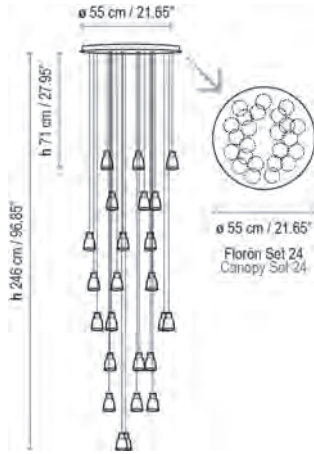
IP-20 | 35,2 W LED / CRI: 90 / 2700 K  
4464 lm light source / fuente de luz

Only for North America

### Drip/Drop S/12L

DRY | 35,2 W LED / CRI: 90 / 2700 K  
4464 lm light source





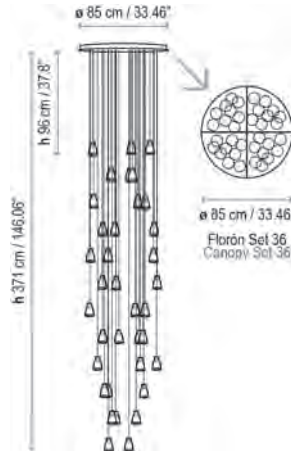
### Drip/Drop S/24L

IP-20  76,8 W LED / CRI: 90 / 2700 K  
8928 lm light source / fuente de luz

Only for North America

### Drip/Drop S/24L

DRY  76,8 W LED / CRI: 90 / 2700 K  
8928 lm light source




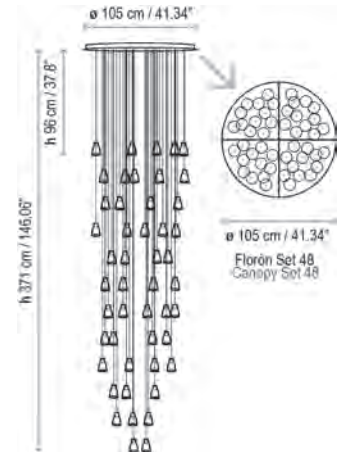
### Drip/Drop S/36L

IP-20  115,2 W LED / CRI: 90 / 2700 K  
13392 lm light source / fuente de luz

Only for North America

### Drip/Drop S/36L

DRY  115,2 W LED / CRI: 90 / 2700 K  
13392 lm light source




### Drip/Drop S/48L

IP-20  153,6 W LED / CRI: 90 / 2700 K  
17856 lm light source / fuente de luz

Only for North America

### Drip/Drop S/48L

DRY  153,6 W LED / CRI: 90 / 2700 K  
17856 lm light source

Structure Finishes  
Acabados Estructura



Ebony Black  
Negro ébano

Finishes Drip  
Acabados Drip




Transparent Glass  
Vidrio Transparente



Frosted Glass  
Vidrio Matizado



Green Glass  
Vidrio Verde

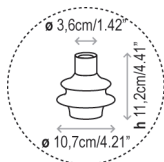


Blue Glass  
Vidrio Azul



Opal Polycarbonate  
Policarbonato Opal

Finishes Drop  
Acabados Drop



Transparent Glass  
Vidrio Transparente



Frosted Glass  
Vidrio Matizado



Green Glass  
Vidrio Verde



Blue Glass  
Vidrio Azul

Family  
Familia

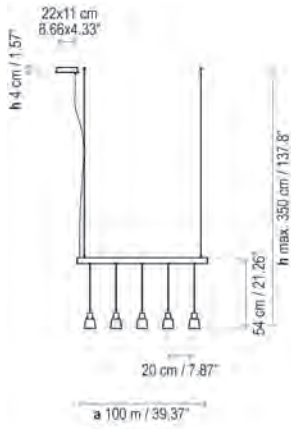
| A/01 | A/02 | A/03 | S/01 | S/03 | S/07 | S/12 | S/24 | S/36 | S/48 | M/36 | M/50 | M/70 | P/131 |
|------|------|------|------|------|------|------|------|------|------|------|------|------|-------|
|      |      |      |      |      |      |      |      |      |      |      |      |      |       |
| 25   | 23   | 26   | 111  | 111  | 111  | 111  | 111  | 111  | 111  | 331  | 331  | 333  | 365   |

# Drip/Drop Linear

*Design by*  
Christophe Mathieu | 2017

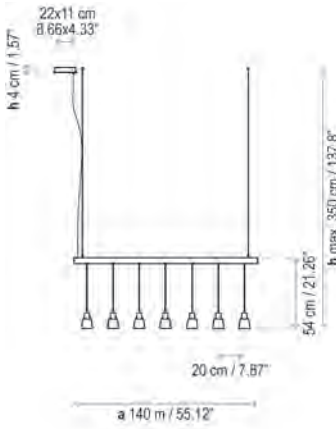






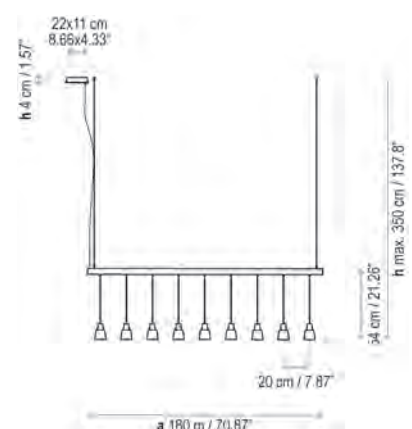
### Drip/Drop Linear S/05L

IP 20 | 0/1-10V / DALI / PUSH | 16 W LED / CRI: 90 / 2700 K  
1860 lm light source / fuente de luz



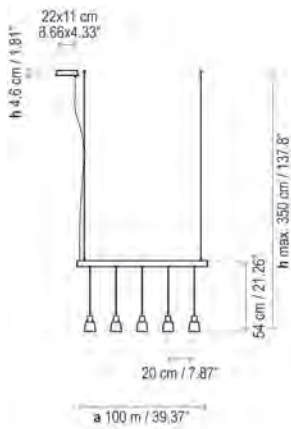
### Drip/Drop Linear S/07L

IP 20 | 0/1-10V / DALI / PUSH | 22,4 W LED / CRI: 90 / 2700 K  
2604 lm light source / fuente de luz



### Drip/Drop Linear S/09L

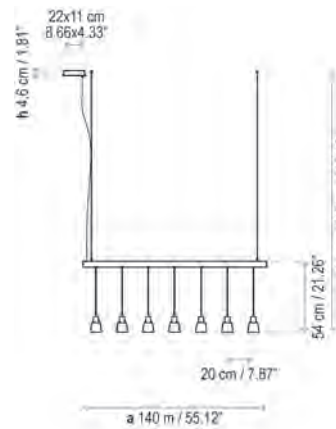
IP 20 | 0/1-10V / DALI / PUSH | 28,8 W LED / CRI: 90 / 2700 K  
3348 lm light source / fuente de luz



Only for North America

### Drip/Drop Linear S/05L

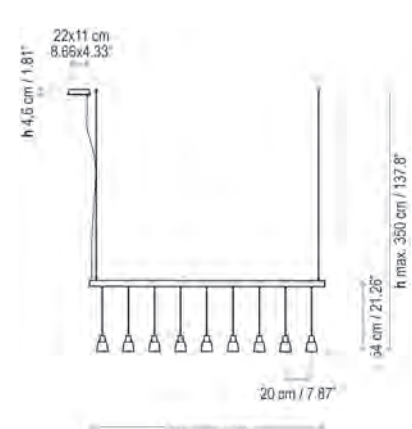
DRY | 0/1-10V / PUSH | 16 W LED / CRI: 90 / 2700 K  
1860 lm light source



Only for North America

### Drip/Drop Linear S/07L

DRY | 0/1-10V / PUSH | 22,4 W LED / CRI: 90 / 2700 K  
2604 lm light source



Only for North America

### Drip/Drop Linear S/09L

DRY | 0/1-10V / PUSH | 28,8 W LED / CRI: 90 / 2700 K  
3348 lm light source

Structure Finishes  
Acabados Estructura



Ebony Black  
Negro ébano

Finishes Drip  
Acabados Drip




Transparent Glass  
Vidrio Transparente



Frosted Glass  
Vidrio Matizado



Green Glass  
Vidrio Verde

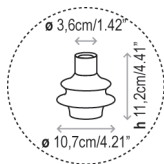


Blue Glass  
Vidrio Azul



Opal Polycarbonate  
Policarbonato Opal

Finishes Drop  
Acabados Drop



Transparent Glass  
Vidrio Transparente



Frosted Glass  
Vidrio Matizado



Green Glass  
Vidrio Verde



Blue Glass  
Vidrio Azul

Family  
Familia

PF/05L



123

PF/07L



124

PF/09L



124

S/05L



278

S/07L



277

S/09L



278



# Elipse

*Design by*  
Alex Fernández Camps / Gonzalo Milà | 2011

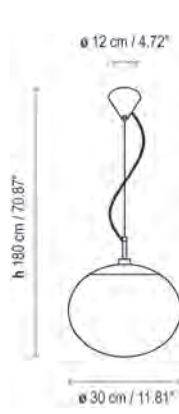




The beauty of simplicity. Its elliptical shape enriches spaces with a comfortable and generous light; either individually or by combining different sizes.

La belleza de la sencillez. Su forma elíptica enriquece los ambientes con una luz confortable y generosa a la vez; tanto de forma individual como combinando diferentes tamaños.





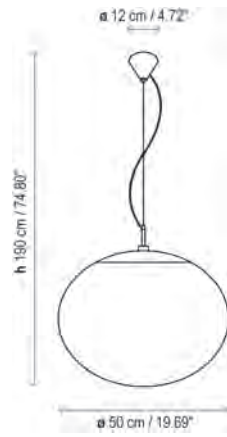
### Elipse S/30

IP-20 |  2 x MAX 15W LED E-27 A60 | 

Only for North America

### Elipse S/30

DRY |  2 x 10 W E26 LED A19



### Elipse S/50

IP-20 |  2 x MAX 15W LED E-27 A60 | 

Only for North America

### Elipse S/50

DRY |  2 x 10 W E26 LED A19

### Structure Finishes Acabados Estructura



Satin Nickel  
Niquel Satinado



White  
Blanco

### Finishes Acabados



White  
Blanco

### Familia Family



page / página

127

127

Outdoor Catalogue

Indoor / Interior

Outdoor / Exterior

# Folie

*Design by*  
Christophe Mathieu | 2021









*The Folie are part of a group of lights that can be fitted together or separately. Each lamp is made up of one or more lampshades depending on the model. They emit a filtered light through their ribbon shade.*

Las Folie forman parte de un grupo de luminarias que pueden colocarse en conjunto o por separado. Cada lámpara se compone de una o varias pantallas según cual sea el modelo. Emiten una luz tamizada a través de su pantalla de cinta.





### Folie S/60

IP-20 | 3 x MAX 15 W LED E-27 A60

Spherical polycarbonat diffuser  
Difusor esférico de policarbonato

Only for North America

### Folie S/60

DRY | 3 x MAX 16 W LED E-26 A19

Spherical polycarbonat diffuser



### Folie S/70

IP-20 | 5 x MAX 15 W LED E-27 A60

Flat polycarbonat diffuser  
Difusor plano de policarbonato

### Folie S/70

DRY | 5 x MAX 16 W LED E-26 A19

Flat polycarbonat diffuser



### Folie S/70.2

IP-20 | 5 x MAX 15 W LED E-27 A60

Flat polycarbonat diffuser  
Difusor plano de policarbonato

### Folie S/70.2

DRY | 5 x MAX 16 W LED E-26 A19

Flat polycarbonat diffuser








Finishes  
Acabados



White  
Blanco



Cream  
Crema



Brown metal ring  
Aro de metal marrón



Black Canopy  
Florón Negro

# Hardy

*Design by*  
Sergi Devesa / Òscar Devesa | 2013







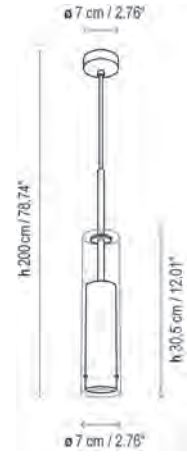
*Made of borosilicate glass, Hardy provides direct, efficient and glare-free light. The two concentric cylinders make Hardy a simple and elegant pendant with wide applications in both residential and contract projects.*

Realizadas en cristal de borosilicato, las Hardy aportan una luz directa, eficiente y sin deslumbramiento. Los dos cilindros concéntricos hacen de la Hardy un colgante simple y elegante con amplias aplicaciones tanto en proyectos residencial como contract.



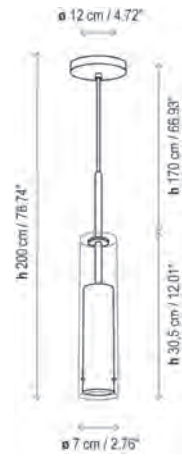


Image does not show north American canopy.



### Hardy

IP-20 | 1 x MAX 8W LED GU10




Only for North America


### Hardy

DRY | 1 x 5 W GU10 MR16 LED


### Finishes Acabados



Chrome  
Cromo



White  
Blanco



Golden  
Dorado

# Maxi

*Design by*  
Joana Bover | 2004









*S.T. OR Lighting / Israel*

WE WANT TO DEFEND AND LOOK AFTER  
OUR NATURAL ENVIRONMENT.  
WE LIKE TO OFFER TIMELESS PRODUCTS,  
THAT WILL ACCOMPANY US OVER TIME,  
WITH NO FUSS.

A BALANCE BETWEEN TIME,  
DESIGN AND QUALITY.

QUEREMOS DEFENDER Y CUIDAR  
NUESTRO ENTORNO NATURAL  
NOS GUSTA OFRECER PRODUCTOS INTIMORALES,  
QUE NOS ACOMPANEN A LO LARGO DEL TIEMPO,  
SIN ESTRIDENCIAS.  
UN EQUILIBRIO ENTRE EL TIEMPO,  
EL DISEÑO Y LA CALIDAD.

JOANA BOVER

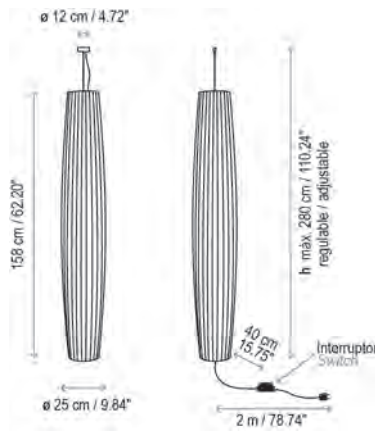




*Maxi meet our essence in one single product. Its smooth shapes, its warm light, and the different available options in which it is presented, has turned it a non-temporal product, adapting itself without shrillness over time maintaining its contemporary aspect.*

Las Maxi reúnen nuestra en un solo producto. Sus formas suaves, su cálida luz y las diversas opciones con que se presenta, la han convertido en un producto intemporal, que se adapta sin estridencias al paso del tiempo conservando su acento contemporáneo.





### Maxi S/01

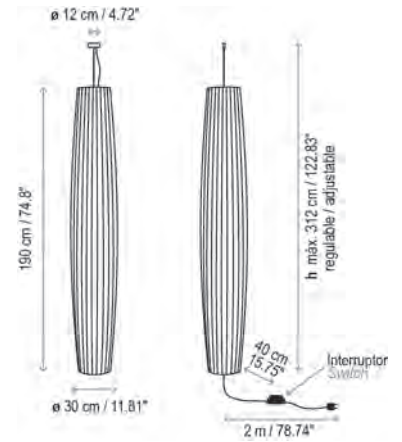
IP-20 |  4 x 9 W LED A60 E-27

Only for North America

### Maxi S/01

DRY |  4 x 60 W E26 A15 INC

DRY |  4 x 5 W E26 A15 LED



### Maxi S/02

IP-20 |  4 x MAX 15W LED A60 E-27

Only for North America

### Maxi S/02

DRY |  4 x 60 W E26 A15 INC

DRY |  4 x 5 W E26 A15 LED

## Structure Finishes Acabados Estructura



Satin Nickel  
Niquel Satinado

## Finishes Acabados

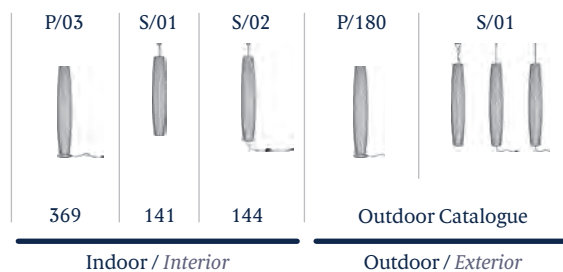


White Ribbon  
Cinta Blanca



Cream Ribbon  
Cinta Crema

## Familia Family



page / página

Indoor / Interior

Outdoor / Exterior

# Mediterrània

*Design by*  
Alex Fernández Camps | 2019









*The Mediterrània lamp is an ode to the light, the Mediterranean breeze and smell. A soft wave of ribbon that pays homage to our Mediterranean light, so heterogeneous throughout the day; that light that always combines bright flashes with very warm beams, especially in the sunrise and sunset.*

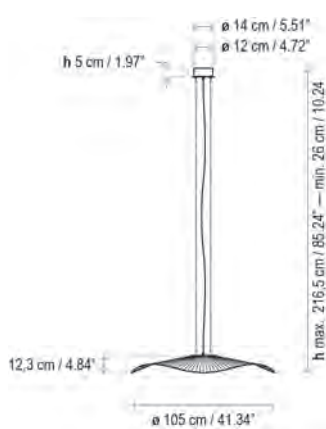
*La lámpara Mediterrània es una oda a la luz, la brisa y el olor mediterràneos. Una suave ola de cinta que homenajea nuestra luz mediterrànea, tan heterogènea a lo largo del día; esa luz que siempre combina destellos brillantes con rayos muy cálidos, especialmente en los amaneceres y atardeceres.*











### Mediterrània S/105

IP-20 | TRIAC | 17,1 W LED / CRI: 90 / 2700 K  
2064 lm light source / fuente de luz

Only for North America

### Mediterrània S/105

DRY | TRIAC | 17,1 W LED / CRI: 90 / 2700 K  
2064 lm light source

DRY | 0-10V | 17,1 W LED / CRI: 90 / 2700 K  
2064 lm light source



### Mediterrània S/105.2

IP-20 | TRIAC | 17,1 W LED / CRI: 90 / 2700 K  
2064 lm light source / fuente de luz

Only for North America

### Mediterrània S/105.2

DRY | TRIAC | 17,1 W LED / CRI: 90 / 2700 K  
2064 lm light source

DRY | 0-10V | 17,1 W LED / CRI: 90 / 2700 K  
2064 lm light source

## Canopy Finishes Acabados Florón



Matte White  
Blanco Mate

## Finishes Acabados



White Ribbon  
Cinta Blanca



Cream Ribbon  
Cinta Crema

## Familia Family

|                   |       |         |                    |       |
|-------------------|-------|---------|--------------------|-------|
| PF/105            | S/105 | S/105.2 | PF/105             | S/105 |
|                   |       |         |                    |       |
| 281               | 147   | 147     | Outdoor Catalogue  |       |
| Indoor / Interior |       |         | Outdoor / Exterior |       |

# Mei

*Design by*  
Joana Bover | 2004









Danone / Barcelona



*Heather Dubbeldam Architects  
Custom product*

*Mei is a pendant family  
composed of different shapes  
and lines but with a common  
denominator: the ribbon.  
They are a great solution to  
create pleasant environments  
where a warm light is required.*

La colección Mei es una familia de lámparas de suspensión de distintas líneas y formatos, pero con un denominador común: la Cinta. Resultan una solución ideal para crear ambientes amables en los que se requiere una luz cálida.







WE WORK IN A CIRCULAR MANNER  
WITH NEARBY LOCAL WORKSHOPS  
WHO KNOW THE TRADES AND PREVENT  
THE IMPACT OF TRANSPORT.

TRABAJAMOS DE FORMA CIRCULAR  
Y CERCANA CON TALLERES DE PROXIMIDAD,  
QUE CONOCEN LOS OFICIOS Y NO EVITAN  
EL IMPACTO DEL TRANSPORTE.

JOANA BOVER



JUAN LINARES

Only for North America



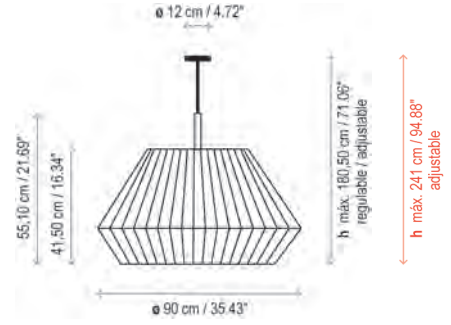
h máx. 220 cm / 86.6" adjustable

Only for North America



h máx. 232 cm / 91.3" adjustable

Only for North America



h máx. 241 cm / 94.88" adjustable

## Mei 38

IP-20 | 1 x MAX 15W LED A60 E-27

Only for North America

## Mei 38

DRY | 1 x 60 W E26 A15 INC

DRY | 1 x 5 W E26 A15 LED

## Mei 60

IP-20 | 1 x MAX 15W LED A60 E-27

Only for North America

## Mei 60

DRY | 1 x 60 W E26 A15 INC

DRY | 1 x 5 W E26 A15 LED

## Mei 90

IP-20 | 3 x MAX 15W LED A60 E-27

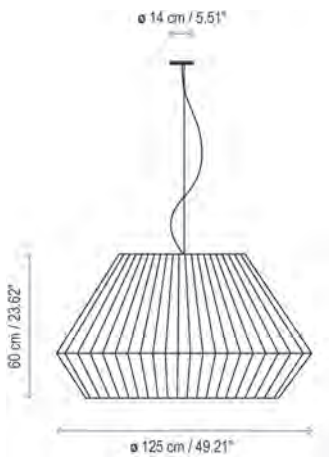
Only for North America

## Mei 90

DRY | 3 x 100 W E26 A19 INC

DRY | 3 x 10 W E26 A19 LED

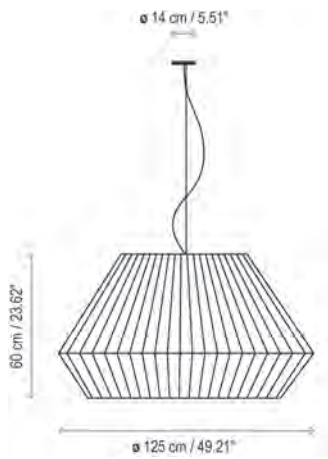
Only for North America



h máx. 2,5 mt / 98.43" regulable / adjustable

h máx. 2,5 mt / 98.43" regulable / adjustable

Only for North America



h máx. 2,5 mt / 98.43" regulable / adjustable

h máx. 2,5 mt / 98.43" regulable / adjustable

## Mei 125

IP-20 | 5 x MAX 15W LED A60 E-27

Only for North America

## Mei 125

DRY | 5 x 60 W E26 A19 INC

DRY | 5 x 10 W E26 A19 LED

## Mei 150

IP-20 | 6 x MAX 15W LED A60 E-27

Only for North America

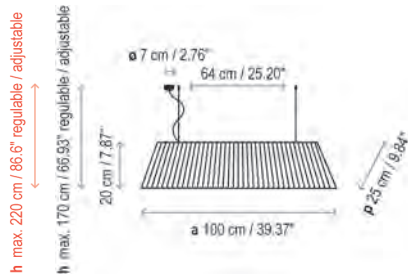
## Mei 150

DRY | 6 x 100 W E26 A19 INC

DRY | 6 w x 10 W E26 A19 LED



Only for  
North  
America



### Mei 100

IP-20 | 3 x MAX 9W LED P45 E-27 |

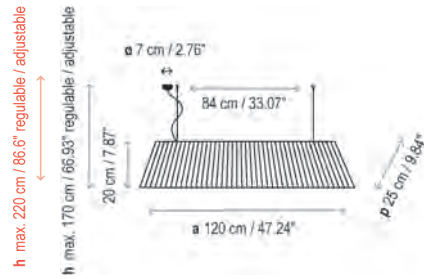
Only for North America

### Mei 100

DRY | 3 x 60 W E26 A15 INC

DRY | 3 x 5 W E26 A15 LED

Only for  
North  
America



### Mei 120

IP-20 | 5 x MAX 9W LED P45 E-27 |

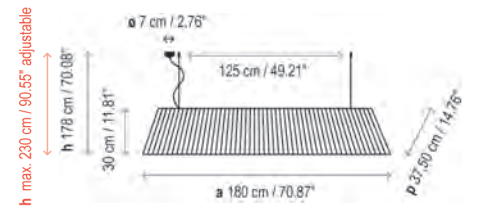
Only for North America

### Mei 120

DRY | 5 x 60 W E26 A15 INC

DRY | 5 x 5 W E26 A15 LED

Only for  
North  
America



### Mei 180

IP-20 | 6 x MAX 9W LED P45 E-27 |

Only for North America

### Mei 120

DRY | 6 x 60 W E26 A15 INC

DRY | 6 x 5 W E26 A15 LED

## Structure Finishes Acabados Estructura



Satin Nickel  
Niquel Satinado

## Finishes Acabados



White Ribbon  
Cinta Blanca



Cream Ribbon  
Cinta Crema



Cotton  
Cotonet

# Mod

*Design by*  
Lázaro Rosa-Violán | 2019















### Mod S/73/3L

IP-20 | TRIAC | 9 W LED / CRI: 90 / 2700 K  
1035 lm light source / fuente de luz

Only for North America

### Mod S/73/3L

DRY | TRIAC | 9 W LED / CRI: 90 / 2700 K  
1035 lm light source



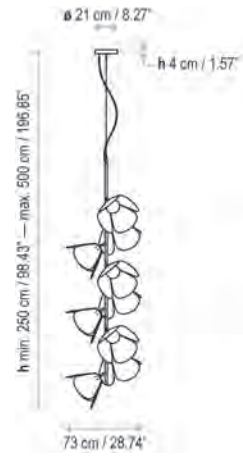
### Mod S/73/6L

IP-20 | TRIAC | 18 W LED / CRI: 90 / 2700 K  
2070 lm light source / fuente de luz

Only for North America

### Mod S/73/6L

DRY | TRIAC | 18 W LED / CRI: 90 / 2700 K  
2070 lm light source



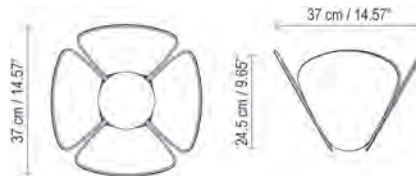
### Mod S/73/9L

IP-20 | TRIAC | 27 W LED / CRI: 90 / 2700 K  
3105 lm light source / fuente de luz


Only for North America

### Mod S/73/9L

DRY | TRIAC | 27 W LED / CRI: 90 / 2700 K  
3105 lm light source









Perforated Antique Brass Finish  
*Acabado metal perforado latón envejecido*

---

**Structure Finishes**  
*Acabados Estructura*




White Metal  
*Metal Blanco*



Pearl Beige  
*Beige perlado*

---

**Finishes**  
*Acabados*



White Metal  
*Metal Blanco*



Perforated White Metal  
*Metal Blanco Perforado*



Perforated Antique Brass  
*Latón Envejecido Perforado*

---

**Familia**  
*Family*

| PF/73/3L | PF/73/6L | PF/73/9L | S/73/3L | S/73/6L | S/73/9L |
|----------|----------|----------|---------|---------|---------|
|          |          |          |         |         |         |
| 289      | 285      | 287      | 164     | 161     | 163     |

page / página

# MOS

*Design by*  
Joana Bover | 2008







*Lamps in big format, warm light, big circular shape that fill the space and become high decorative elements with high light comfort.*

Lámparas de gran formato, fuentes de luz cálida, grandes formas circulares que llenan el espacio y se convierten en elementos altamente decorativos que nos aportan una iluminación confortable.



The Forest Restaurant, Almaty (Kazajistán)  
S&T Architects - Artem Trigubchak





Jaleo Restaurant Disney Springs, Orlando FL (US)  
Capella García Arquitectura - Think Food Group

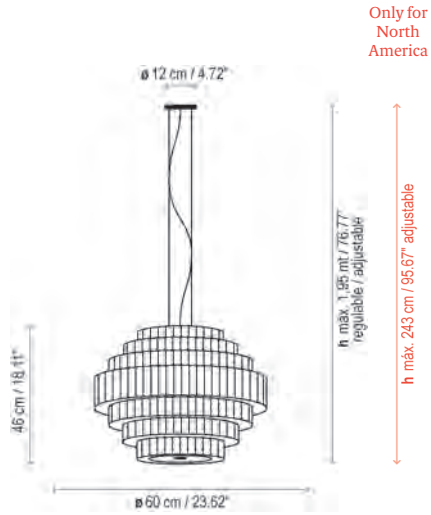


*Mos is a generous rhomboidal structure made of handmade ribbon shades. Its timelessness and great versatility allow it to be installed in all types of environments; both residential and commercial.*

Mos es una generosa estructura romboidal compuesta por pantallas de cinta hechas a mano. Su intemporalidad y gran versatilidad permiten instalarla en todo tipo ambientes; tanto residenciales como contract.







Only for North America

### Mos 01

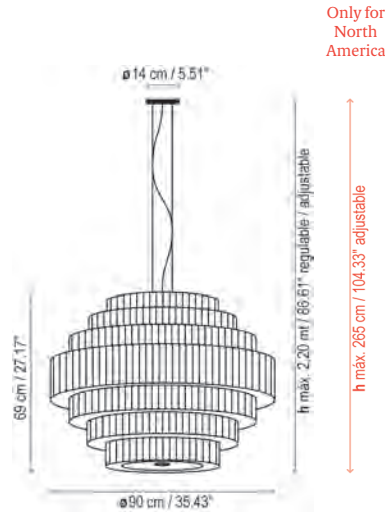
IP-20 | 3 x MAX 15W LED A60 E-27

Only for North America

### Mos 01

DRY | 3 x 60 W E26 A15 INC

DRY | 3 x 5 W E26 A15 LED



Only for North America

### Mos 02

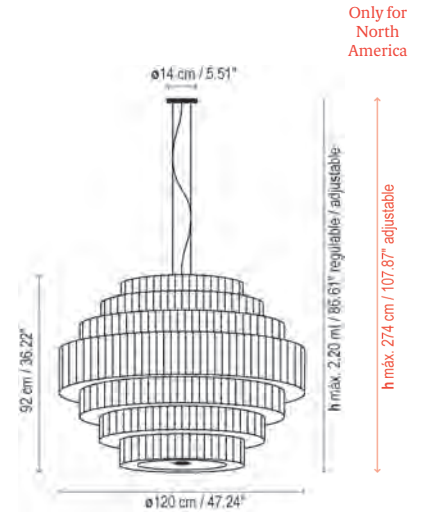
IP-20 | 5 x MAX 15W LED A60 E-27

Only for North America

### Mos 02

DRY | 5 x 60 W E26 A15 INC

DRY | 5 x 5 W E26 A15 LED



Only for North America

### Mos 03

IP-20 | 6 x MAX 15W LED A60 E-27

Only for North America

### Mos 03

DRY | 6 x 60 W E26 A19 INC

DRY | 6 x 10 W E26 A19 LED

## Structure Finishes Acabados Estructura



Satin Nickel  
Niquel Satinado

## Finishes Acabados



White Ribbon  
Cinta Blanca



Cream Ribbon  
Cinta Crema

# Nans

*Design by*  
Joana Bover | 2021





**CHIP**  
STIR IN:  
4 CUPS flour  
2 Tbsp. BAKING SODA  
1 Tsp. SALT  
4 cups SEMI-SWEET  
chocolate  
chips  
BAKE  
350° F  
15 min.







*Nans is an extensive collection of luminaires that pay homage to a hidden and discreet place on the Costa Brava. With Nans we wanted to highlight the craftsmanship of the lampshades and to look for a different way of weaving by combining different colours and formats to create a true Mediterranean style.*

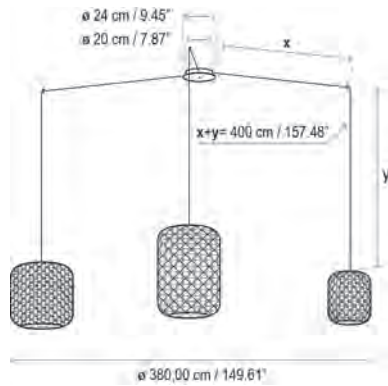
**Nans es una extensa colección de luminarias que rinden homenaje a un lugar escondido y discreto de la Costa Brava. Con las Nans, hemos querido poner de relieve el trabajo artesanal de sus pantallas, buscar un modo distinto de urdir la trama, combinarla con distintos colores y formatos dando vida a un estilo esencialmente mediterráneo.**

Familia  
Family

page / página

| S/3L | M/21/R |
|------|--------|
|      |        |
| 172  | 339    |

Indoor / Interior



### Nans S/3L

IP 20 TRIAC 3 x 9,5 W LED / CRI: 90 / 2700K  
3 x 1450 lm fuente de luz / light source

Only for North America

### Nans S/3L


DRY TRIAC 0-10V 3 x 9,5 W LED / CRI: 90 / 2700 K  
3 x 1450 lm light source

### Canopy finishes Acabados florón




Graphite Brown  
Marrón Grafito


### Finishes only for Nans 31 shades Acabados sólo para pantallas Nans 31



Red  
Roja




Brown  
Marrón




Beige  
Beige


### Finishes Acabados



Red  
Roja



Brown  
Marrón



Beige  
Beige

### Familia Family



# Nón Lá

*Design by*  
Jorge Pensi Design Studio | 2015





*One of the most distinctive signs from Vietnam is the hat used by women in the countryside to protect themselves from the sun and the rain and as a basket to carry food. Nón Lá is the name used to describe this Vietnamese hat and it is also the name we selected for this lamp.*

Uno de los distintivos más característicos del Vietnam son los sombreros que suelen utilizar las mujeres en los entornos rurales para protegerse del sol, la lluvia o como cesta para transportar frutas. Nón Lá es el nombre con el que se conoce este sombrero vietnamita y es el nombre que hemos decidido otorgarle a nuestra lámpara.



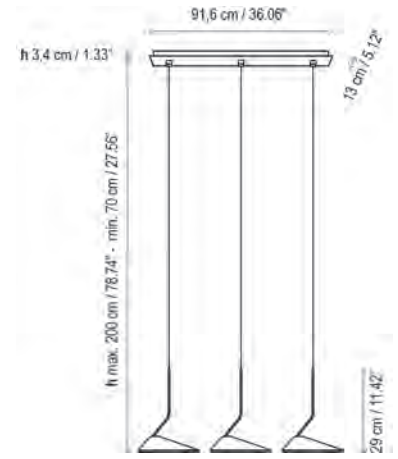
Not available for North American Market



Not available for North American Market







### Nón Lá S

IP-20 | TRIAC | 10,5 W LED / CRI: 90 / 2700 K  
1200 lm light source / fuente de luz

### Nón Lá Set 3/Rectangular


IP-20 | TRIAC | 31,5 W LED / CRI: 90 / 2700 K  
3600 lm light source / fuente de luz

Product not available for North American Market

### Finishes Acabados



White Lacquer  
Lacado Blanco



Chrome  
Cromo



Satin copper  
Cobre Brillante

### Family Familia



Not available for  
North American  
Market



# Noren

*Design by*  
Estudi Manel Molina | 2022











*Noren take their name from the pieces of fabric that were traditionally used as curtains in Japanese homes to divide different areas, replacing walls, doors or windows.*

*Inspired by this Japanese tradition, Noren are decorative light structures with sound-absorbing panels which, when combined together, help to coordinate the space by integrating sound and light.*

Las Noren toman su nombre de los trozos de tela que tradicionalmente se utilizaban en los hogares japoneses a modo de cortinas para diferenciar espacios substituyendo paredes, puertas o ventanas.

Inspiradas en esta tradición japonesa, las Noren son estructuras de luz decorativas con paneles fonoabsorbentes tapizados que, combinados entre sí, ayudan a articular el espacio cuidando del sonido y la luz.

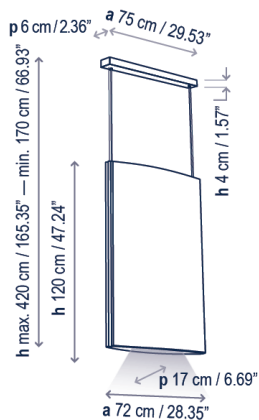












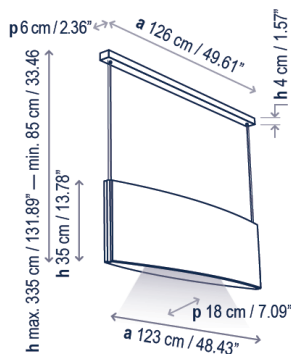
### Noren S/72

IP 20 14,4 W LED / CRI: 95 / 3000 K  
2160 lm light source / fuente de luz

Only for North America

### Noren S/72

DRY 14,4 W LED / CRI: 95 / 3000 K  
2160 lm light source

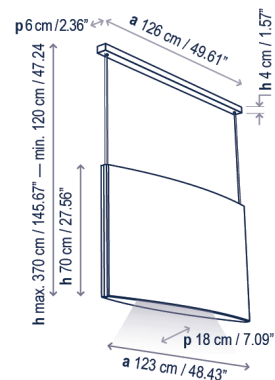


### Noren S/123

IP 20 15,3 W LED / CRI: 95 / 3000 K  
2295 lm light source / fuente de luz

### Noren S/123

DRY 15,3 W LED / CRI: 95 / 3000 K  
2295 lm light source

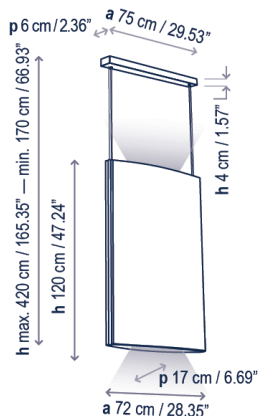


### Noren S/123.2

IP 20 15,3 W LED / CRI: 95 / 3000 K  
2295 lm light source / fuente de luz

### Noren S/123.2

DRY 15,3 W LED / CRI: 95 / 3000 K  
2295 lm light source



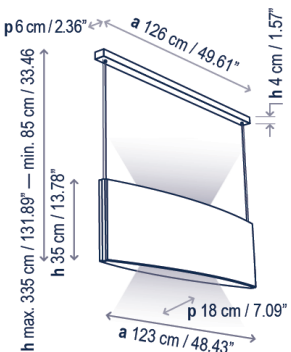
### Noren S/72

IP 20 7 W LED / CRI: 95 / 3000 K  
1040 lm light source / fuente de luz  
 14,4 W LED / CRI: 95 / 3000 K  
2160 lm light source / fuente de luz

Only for North America

### Noren S/72

DRY 7 W LED / CRI: 95 / 3000 K  
1040 lm light source  
 14,4 W LED / CRI: 95 / 3000 K  
2160 lm light source

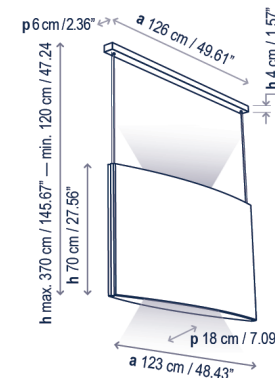


### Noren S/123

IP 20 7 W LED / CRI: 95 / 3000 K  
1040 lm light source / fuente de luz  
 15,3 W LED / CRI: 95 / 3000 K  
2295 lm light source / fuente de luz

### Noren S/123

DRY 7 W LED / CRI: 95 / 3000 K  
1040 lm light source  
 15,3 W LED / CRI: 95 / 3000 K  
2295 lm light source




### Noren S/123.2

IP 20 7 W LED / CRI: 95 / 3000 K  
1040 lm light source / fuente de luz  
 15,3 W LED / CRI: 95 / 3000 K  
2295 lm light source / fuente de luz


### Noren S/123.2

DRY 7 W LED / CRI: 95 / 3000 K  
1040 lm light source  
 15,3 W LED / CRI: 95 / 3000 K  
2295 lm light source


## Finishes Acabados



Black-Terracota  
Negro-Teja



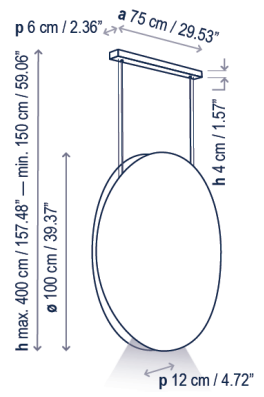
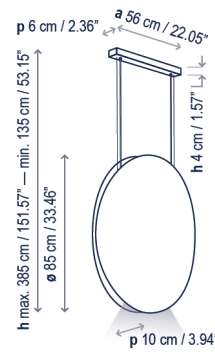
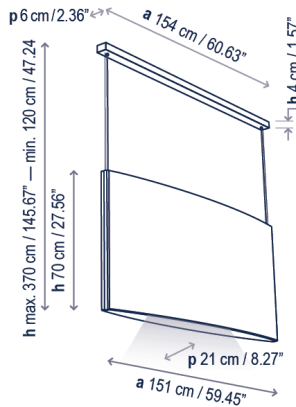
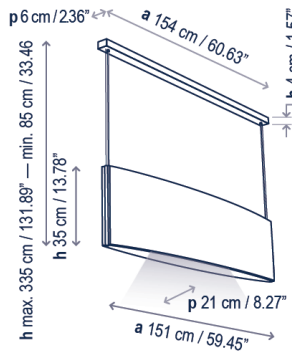
Black-Dark Grey  
Negro-Gris oscuro



Black-Light Grey  
Negro-Gris claro

Acoustic absorption class: aw A  
Clase de absorcion acustica: aw A





### Noren S/151

IP 20 | DALI | 20,5 W LED / CRI: 95 / 3000 K / 3000 lm light source / fuente de luz

### Noren S/151.2

IP 20 | DALI | 20,5 W LED / CRI: 95 / 3000 K / 3000 lm light source / fuente de luz

### Noren S/85

IP 20 | DALI | 14,4 W LED / CRI: 95 / 3000 K / 2160 lm light source / fuente de luz

### Noren S/100

IP 20 | DALI | 14,4 W LED / CRI: 95 / 3000 K / 2160 lm light source / fuente de luz

Only for North America

### Noren S/151

DRY | 0-10V | 20,5 W LED / CRI: 95 / 3000 K / 3000 lm light source

### Noren S/151.2

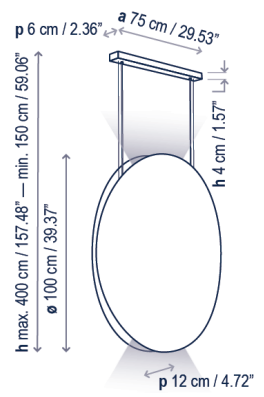
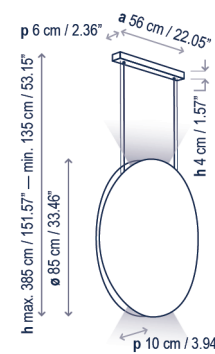
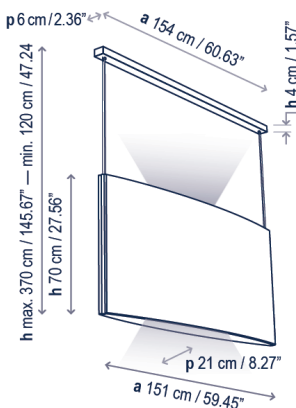
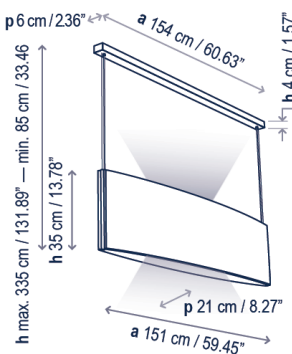
DRY | 0-10V | 20,5 W LED / CRI: 95 / 3000 K / 3000 lm light source

### Noren S/85

DRY | 0-10V | 14,4 W LED / CRI: 95 / 3000 K / 2160 lm light source

### Noren S/100

DRY | 0-10V | 14,4 W LED / CRI: 95 / 3000 K / 2160 lm light source



### Noren S/151

IP 20 | DALI | 7 W LED / CRI: 95 / 3000 K 1040 lm light source / fuente de luz  
20,5 W LED / CRI: 95 / 3000 K 3000 lm light source / fuente de luz

### Noren S/151.2

IP 20 | DALI | 7 W LED / CRI: 95 / 3000 K 1040 lm light source / fuente de luz  
20,5 W LED / CRI: 95 / 3000 K 3000 lm light source / fuente de luz

### Noren S/85

IP 20 | DALI | 7 W LED / CRI: 95 / 3000 K 1040 lm light source / fuente de luz  
14,4 W LED / CRI: 95 / 3000 K 2160 lm light source / fuente de luz

### Noren S/100

IP 20 | DALI | 7 W LED / CRI: 95 / 3000 K 1040 lm light source / fuente de luz  
14,4 W LED / CRI: 95 / 3000 K 2160 lm light source / fuente de luz

Only for North America

### Noren S/151

DRY | 0-10V | 7 W LED / CRI: 95 / 3000 K 1040 lm light source  
20,5 W LED / CRI: 95 / 3000 K 3000 lm light source

### Noren S/151.2

DRY | 0-10V | 7 W LED / CRI: 95 / 3000 K 1040 lm light source  
20,5 W LED / CRI: 95 / 3000 K 3000 lm light source

### Noren S/85

DRY | 0-10V | 7 W LED / CRI: 95 / 3000 K 1040 lm light source  
14,4 W LED / CRI: 95 / 3000 K 2160 lm light source

### Noren S/100

DRY | 0-10V | 7 W LED / CRI: 95 / 3000 K 1040 lm light source  
14,4 W LED / CRI: 95 / 3000 K 2160 lm light source

## Family Familia



# Nut

*Design by*  
Estudi Manel Molina | 2021









Only for North America

### Nut S/10 | Indoor

IP 20 TRIAC 6,3 W LED / CRI: 90 / 2700 K  
950 lm fuente de luz / light source

### Nut S/10 | Indoor

DRY TRIAC 6,3 W LED / CRI: 90 / 2700 K  
950 lm light source

### Finishes Acabados



Black  
Negro



White  
Blanco



Light grey  
Gris claro



Terracotta  
Teja

### Familia Family

|      |      |       |                   |      |         |
|------|------|-------|-------------------|------|---------|
| S/10 | A/01 | PF/10 | B/60              | B/90 | B/90/2L |
|      |      |       |                   |      |         |
| 192  | 47   | 291   | Outdoor Catalogue |      |         |

page / página

Indoor  
Interior

Outdoor / Exterior

# Platet

*Design by*  
Christophe Mathieu | 2020







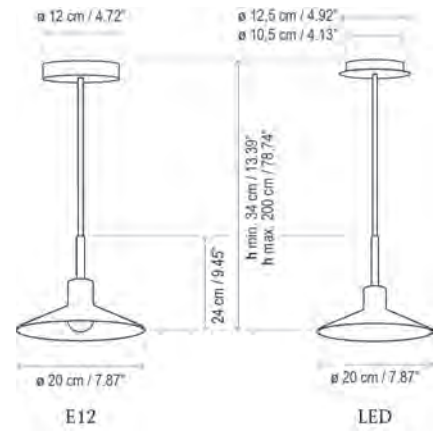
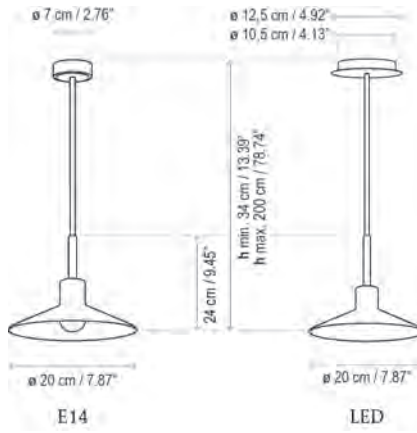










*Platet is a luminaire that recovers the idea and structure of the classic industrial-looking wall lamps, giving it a new concept, to adapt it to current times and needs in terms of technology and design.*

Platet es una luminaria que recupera la idea y estructura de las clásicas lámparas de pared de aspecto industrial, dándole un nuevo concepto, para adaptarla a los tiempos y necesidades actuales en cuanto a tecnología y diseño.








### Platet S/20

- IP20 |  1 x MAX 9W E-14  
LED P45 / light source | 
- IP20 |   4,2 W LED / CRI: 90 / 2700 K  
504 lm fuente de luz / light source
- IP20 |   4,2 W LED / CRI: 90 / 2700 K  
504 lm fuente de luz / light source


Only for North America

### Platet S/20

- DRY |  1 x 5W E-12  
LED A15
- DRY |   4,2 W LED / CRI: 90 / 2700 K  
504 lm light source



\*Skybell profile  
\*Perfil Skybell



Recessed / Empotrable

Bover Skybell System or 48VDC Track  
Bover Sistema Skybell o Carril 48VDC

### Platet S/20

IP20 | TRIAC | 4,2 W LED / CRI: 90 / 2700 K  
504 lm fuente de luz / light source

IP20 | 0-10V | 4,2 W LED / CRI: 90 / 2700 K  
504 lm fuente de luz / light source

Product not available for North American market.

### Platet S/20

IP20 | 3,2 W LED / CRI: 90 / 2700K  
250 lm light source / fuente de luz

Only for North America

### Platet S/20

DRY | 3,2 W LED / CRI: 90 / 2700K  
250 lm light source

## Structure Finishes Acabados Estructura



Ebony Black  
Negro ébano

## Finishes Acabados




Antique Brass  
Patiné



Terracota  
Teja



Olive grey  
Gris Oliva



Light grey  
Gris claro

## Family Familia

page / página

|                   |      |      |      |                                   |                   |
|-------------------|------|------|------|-----------------------------------|-------------------|
| A/02              | A/05 | A/06 | S/20 | Skybell System<br>Sistema Skybell | A/01              |
|                   |      |      |      |                                   |                   |
| 52                | 58   | 54   | 195  | 199                               | Outdoor Catalogue |
| Indoor / Interior |      |      |      |                                   | Outdoor Exterior  |

# Roda

*Design by*  
Joana Bover | 2022















Structure Finishes  
*Acabados Estructura*



Graphite Brown  
*Marrón Grafito*

Finishes  
*Acabados*



White Ribbon  
*Cinta Blanca*



Cream Ribbon  
*Cinta Crema*

Family  
*Familia*

|               | S/120 | S/150 | S/200 | S/120/V | S/150/V | S/200/V | PF/120 | PF/150 | PF/200 |
|---------------|-------|-------|-------|---------|---------|---------|--------|--------|--------|
|               |       |       |       |         |         |         |        |        |        |
| page / página | 202   | 202   | 202   | 201     | 201     | 204     | 61/299 | 61/299 | 61/299 |



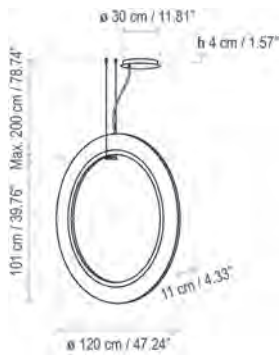
### Roda S/120

IP-20 50,8 W LED / CRI: 90 / 2700 K  
6600 lm fuente de luz / light source

Only for North America

### Roda S/120

DRY 50,8 W LED / CRI: 90 / 2700 K  
6600 lm light source



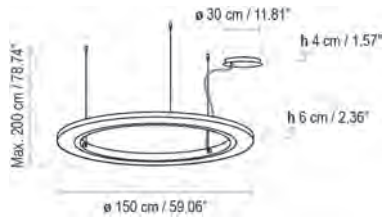
### Roda S/120/V

IP-20 50,8 W LED / CRI: 90 / 2700 K  
6600 lm fuente de luz / light source

Only for North America

### Roda S/120

DRY 50,8 W LED / CRI: 90 / 2700 K  
6600 lm light source



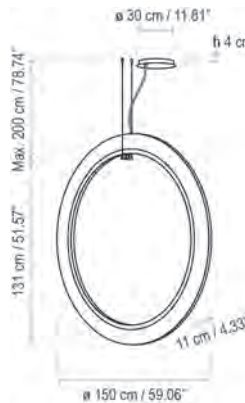
### Roda S/150

IP-20 65,5 W LED / CRI: 90 / 2700 K  
8500 lm fuente de luz / light source

Only for North America

### Roda S/150

DRY 65,5 W LED / CRI: 90 / 2700 K  
8500 lm light source



### Roda S/150/V

IP-20 65,5 W LED / CRI: 90 / 2700 K  
8500 lm fuente de luz / light source

Only for North America

### Roda S/150

DRY 65,5 W LED / CRI: 90 / 2700 K  
8500 lm light source



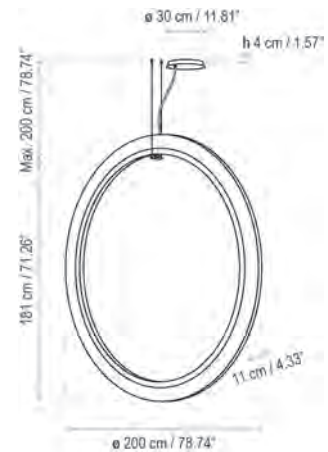
### Roda S/200

IP-20 85,7 W LED / CRI: 90 / 2700 K  
11100 lm fuente de luz / light source

Only for North America

### Roda S/200

DRY 85,7 W LED / CRI: 90 / 2700 K  
11100 lm light source



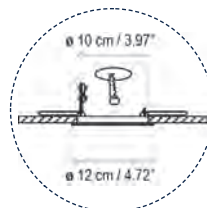
### Roda S/200/V

IP-20 85,7 W LED / CRI: 90 / 2700 K  
11100 lm fuente de luz / light source

Only for North America

### Roda S/200

DRY 85,7 W LED / CRI: 90 / 2700 K  
11100 lm light source



This canopy is only for the remote device option  
Este florón se utiliza en la opción con equipo remoto

# Skybell

*Design by*  
Estudi Manel Molina | 2019



Skybell Configurator

























*Skybell is an extensive system of light structures, designed to adapt to any type of application. Their main characteristic is the image they give off, they are subtle and cheerful. They breathe a point of fantasy and freedom in their applications because they can be combined in variations, mixing their 4 sizes, until they achieve a more personal and dynamic lamp concept or they can keep all the 'bells' in the same length, achieving a more traditional image.*

Las Skybell son un amplio sistema de estructuras de luz, pensadas para adaptarse a cualquier tipo de aplicación. Su principal característica es la imagen que desprenden, son sutiles y alegres. Respiran un punto de fantasía y de libertad en sus aplicaciones porque pueden combinarse entre ellas, mezclando sus 4 tamaños, hasta conseguir un concepto de lámpara más personal y dinámica o pueden mantener todas las Campanitas a una misma longitud consiguiendo una imagen más tradicional.



















Custom product










Skybell Catenary – Instalación en pared  
*Skybell Catenary – Wall installation*



Skybell Catenary - Instalación en techo  
*Skybell Catenary - Ceiling installation*



Skybell Catenary – Instalación en techo o pared  
*Skybell Catenary – Wall and ceiling installation*



Skybell Linear - Instalación en techo  
*Skybell Linear – Ceiling Installation*

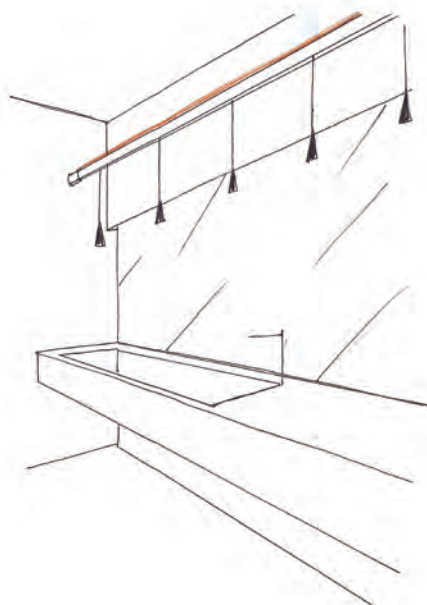
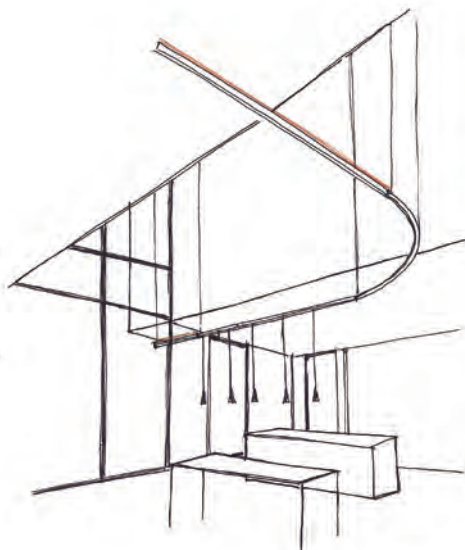











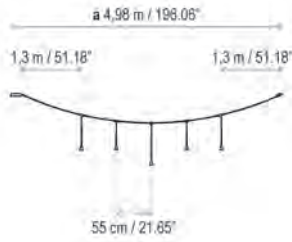
# Skybell Linear



# Skybell Catenary







Luces / Lights  
 1 x 65 cm / 25.59"  
 2 x 55 cm / 21.65"  
 2 x 45 cm / 17.72"

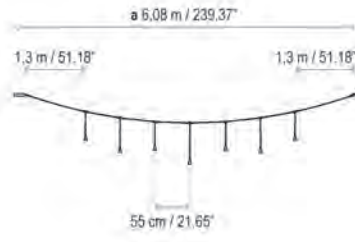
### Skybell Catenary S/5L/10

IP 20 | 0/1-10V / DALI / PUSH | 16 W LED / CRI: 90 / 2700 K  
 1860 lm light source / fuente de luz

Only for North America

### Skybell Catenary S/5L/10

DRY | 0/1-10V / PUSH | 16 W LED / CRI: 90 / 2700 K  
 1860 lm light source



Luces / Lights  
 1 x 65 cm / 25.59"  
 2 x 55 cm / 21.65"  
 4 x 45 cm / 17.72"

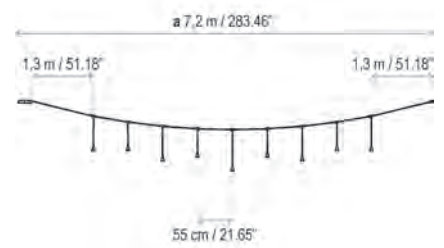
### Skybell Catenary S/7L/10

IP 20 | 0/1-10V / DALI / PUSH | 22,4 W LED / CRI: 90 / 2700 K  
 2604 lm light source / fuente de luz

Only for North America

### Skybell Catenary S/7L/10

DRY | 0/1-10V / PUSH | 22,4 W LED / CRI: 90 / 2700 K  
 2604 lm light source



Luces / Lights  
 1 x 65 cm / 25.59"  
 4 x 55 cm / 21.65"  
 4 x 45 cm / 17.72"

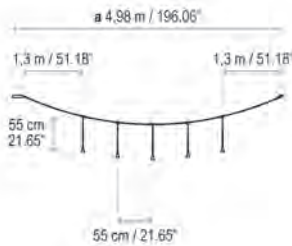
### Skybell Catenary S/9L/10

IP 20 | 0/1-10V / DALI / PUSH | 28,8 W LED / CRI: 90 / 2700 K  
 3348 lm light source / fuente de luz

Only for North America

### Skybell Catenary S/9L/10

DRY | 0/1-10V / PUSH | 28,8 W LED / CRI: 90 / 2700 K  
 3348 lm light source



Luces / Lights  
 5 x 55 cm / 21.65"

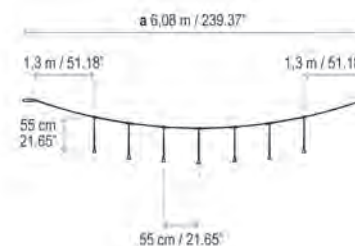
### Skybell Catenary S/5L/11

IP 20 | 0/1-10V / DALI / PUSH | 16 W LED / CRI: 90 / 2700 K  
 1860 lm light source / fuente de luz

Only for North America

### Skybell Catenary S/5L/11

DRY | 0/1-10V / PUSH | 16 W LED / CRI: 90 / 2700 K  
 1860 lm light source



Luces / Lights  
 7 x 55 cm / 21.65"

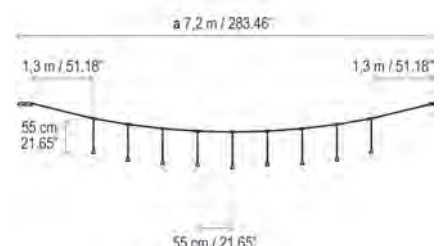
### Skybell Catenary S/7L/11

IP 20 | 0/1-10V / DALI / PUSH | 22,4 W LED / CRI: 90 / 2700 K  
 2604 lm light source / fuente de luz

Only for North America

### Skybell Catenary S/7L/11

DRY | 0/1-10V / PUSH | 22,4 W LED / CRI: 90 / 2700 K  
 2604 lm light source



Luces / Lights  
 9 x 55 cm / 21.65"

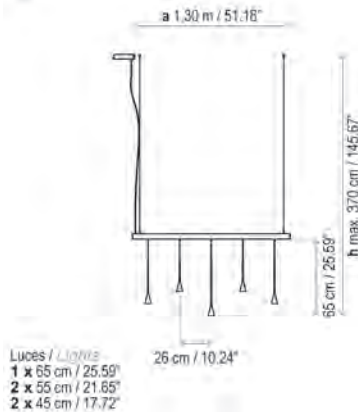
### Skybell Catenary S/9L/11

IP 20 | 0/1-10V / DALI / PUSH | 28,8 W LED / CRI: 90 / 2700 K  
 3348 lm light source / fuente de luz

Only for North America

### Skybell Catenary S/9L/11

DRY | 0/1-10V / PUSH | 28,8 W LED / CRI: 90 / 2700 K  
 3348 lm light source



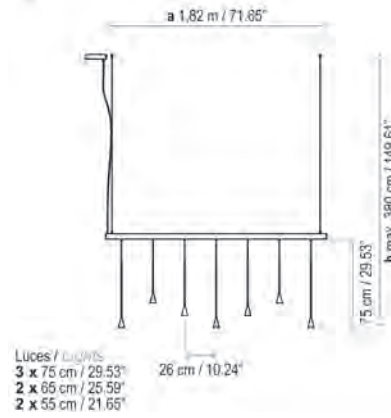
### Skybell Linear S/5L/20

IP 20 | 0/1-10V / DALI / PUSH | 16 W LED / CRI: 90 / 2700 K  
 1860 lm light source / fuente de luz

Only for North America

### Skybell Linear S/5L/20

DRY | 0/1-10V / PUSH | 16 W LED / CRI: 90 / 2700 K  
 1860 lm light source



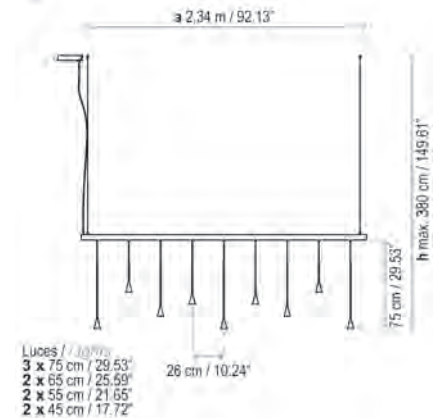
### Skybell Linear S/7L/20

IP 20 | 0/1-10V / DALI / PUSH | 22,4 W LED / CRI: 90 / 2700 K  
 2604 lm light source / fuente de luz

Only for North America

### Skybell Linear S/7L/20

DRY | 0/1-10V / PUSH | 22,4 W LED / CRI: 90 / 2700 K  
 2604 lm light source



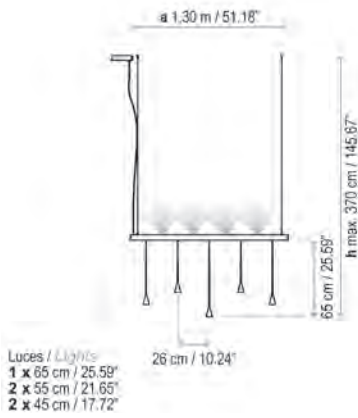
### Skybell Linear S/9L/20

IP 20 | 0/1-10V / DALI / PUSH | 28,8 W LED / CRI: 90 / 2700 K  
 3348 lm light source / fuente de luz

Only for North America

### Skybell Linear S/9L/20

DRY | 0/1-10V / PUSH | 28,8 W LED / CRI: 90 / 2700 K  
 3348 lm light source



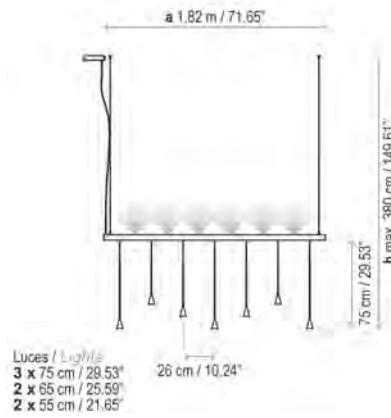
### Skybell Linear S/5L/22

IP 20 | 0/1-10V / DALI / PUSH | 13,4 W LED / CRI: 90 / 2700K  
 1440 lm fuente luz superior  
 upper light source  
 16 W LED / CRI: 90 / 2700K  
 1860 lm fuente luz inferior  
 lower light source

Only for North America

### Skybell Linear S/5L/22

DRY | 0/1-10V / PUSH | 13,4 W LED / CRI: 90 / 2700K  
 1440 lm fuente luz superior  
 upper light source  
 16 W LED / CRI: 90 / 2700K  
 1860 lm fuente luz inferior  
 lower light source



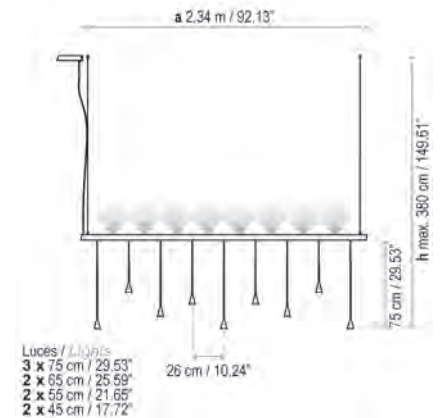
### Skybell Linear S/7L/22

IP 20 | 0/1-10V / DALI / PUSH | 20 W LED / CRI: 90 / 2700K  
 2160 lm fuente luz superior  
 upper light source  
 22,4 W LED / CRI: 90 / 2700K  
 2604 lm fuente luz inferior  
 lower light source

Only for North America

### Skybell Linear S/5L/22

DRY | 0/1-10V / PUSH | 20 W LED / CRI: 90 / 2700K  
 2160 lm fuente luz superior  
 upper light source  
 22,4 W LED / CRI: 90 / 2700K  
 2604 lm fuente luz inferior  
 lower light source



### Skybell Linear S/9L/22

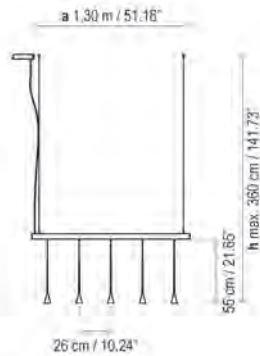
IP 20 | 0/1-10V / DALI / PUSH | 26,7 W LED / CRI: 90 / 2700K  
 2880 lm fuente luz superior  
 upper light source  
 28,8 W LED / CRI: 90 / 2700K  
 3348 lm fuente luz inferior  
 lower light source

Only for North America

### Skybell Linear S/5L/22

DRY | 0/1-10V / PUSH | 26,7 W LED / CRI: 90 / 2700K  
 2880 lm fuente luz superior  
 upper light source  
 28,8 W LED / CRI: 90 / 2700K  
 3348 lm fuente luz inferior  
 lower light source





Luces / Lights  
5 x 55 cm / 21.65"

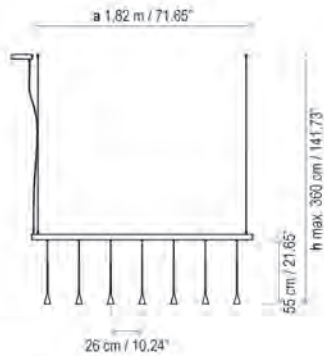
### Skybell Linear S/5L/21

IP 20 | 0/1-10V / DALI / PUSH | 16 W LED / CRI: 90 / 2700 K  
1860 lm light source / fuente de luz

Only for North America

### Skybell Linear S/5L/21

DRY | 0/1-10V / PUSH | 16 W LED / CRI: 90 / 2700 K  
1860 lm light source



Luces / Lights  
7 x 55 cm / 21.65"

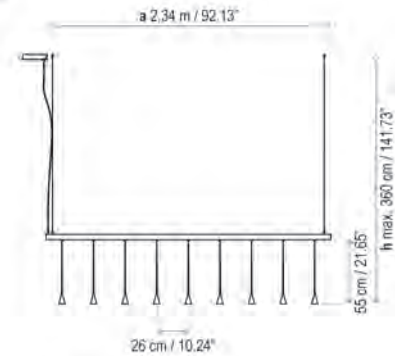
### Skybell Linear S/7L/21

IP 20 | 0/1-10V / DALI / PUSH | 22,4 W LED / CRI: 90 / 2700 K  
2604 lm light source / fuente de luz

Only for North America

### Skybell Linear S/7L/21

DRY | 0/1-10V / PUSH | 22,4 W LED / CRI: 90 / 2700 K  
2604 lm light source



Luces / Lights  
9 x 55 cm / 21.65"

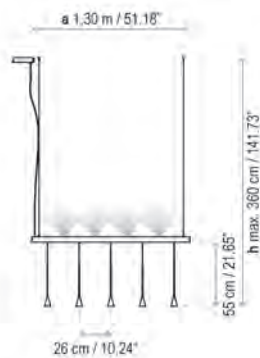
### Skybell Linear S/9L/21

IP 20 | 0/1-10V / DALI / PUSH | 28,8 W LED / CRI: 90 / 2700 K  
3348 lm light source / fuente de luz

Only for North America

### Skybell Linear S/9L/21

DRY | 0/1-10V / PUSH | 28,8 W LED / CRI: 90 / 2700 K  
3348 lm light source



Luces / Lights  
5 x 55 cm / 21.65"

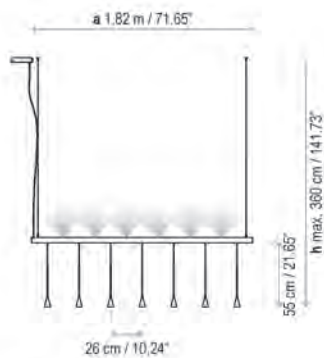
### Skybell Linear S/5L/23

IP 20 | 0/1-10V / DALI / PUSH | 13,4 W LED / CRI: 90 / 2700K  
1440 lm fuente luz superior  
upper light source  
16 W LED / CRI: 90 / 2700K  
1860 lm fuente luz inferior  
lower light source

Only for North America

### Skybell Linear S/5L/23

DRY | 0/1-10V / PUSH | 13,4 W LED / CRI: 90 / 2700K  
1440 lm fuente luz superior  
upper light source  
16 W LED / CRI: 90 / 2700K  
1860 lm fuente luz inferior  
lower light source



Luces / Lights  
7 x 55 cm / 21.65"

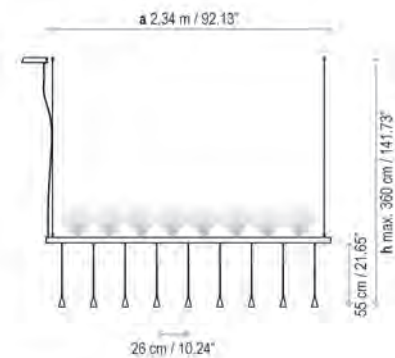
### Skybell Linear S/7L/23

IP 20 | 0/1-10V / DALI / PUSH | 20 W LED / CRI: 90 / 2700K  
2160 lm fuente luz superior  
upper light source  
22,4 W LED / CRI: 90 / 2700K  
2604 lm fuente luz inferior  
lower light source

Only for North America

### Skybell Linear S/7L/23

DRY | 0/1-10V / PUSH | 20 W LED / CRI: 90 / 2700K  
2160 lm fuente luz superior  
upper light source  
22,4 W LED / CRI: 90 / 2700K  
2604 lm fuente luz inferior  
lower light source



Luces / Lights  
9 x 55 cm / 21.65"

### Skybell Linear S/9L/23

IP 20 | 0/1-10V / DALI / PUSH | 26,7 W LED / CRI: 90 / 2700K  
2880 lm fuente luz superior  
upper light source  
28,8 W LED / CRI: 90 / 2700K  
3348 lm fuente luz inferior  
lower light source

Only for North America

### Skybell Linear S/9L/23

DRY | 0/1-10V / PUSH | 26,7 W LED / CRI: 90 / 2700K  
2880 lm fuente luz superior  
upper light source  
28,8 W LED / CRI: 90 / 2700K  
3348 lm fuente luz inferior  
lower light source



Luces / Lights  
 3 x 65 cm / 25.59"  
 6 x 55 cm / 21.65"  
 3 x 45 cm / 17.72"

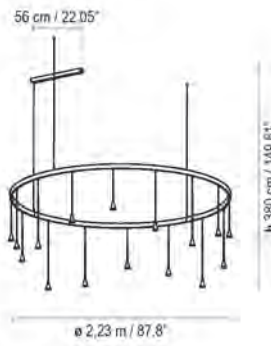
### Skybell Circle S/12L/40

IP 20 | 0/1-10V / DALI / PUSH | 38,4 W LED / CRI: 90 / 2700 K  
 4464 lm light source / fuente de luz

Only for North America

### Skybell Circle S/12L/40

DRY | 0/1-10V / PUSH | 38,4 W LED / CRI: 90 / 2700 K  
 4464 lm light source



Luces / Lights  
 4 x 65 cm / 25.59"  
 8 x 55 cm / 21.65"  
 4 x 45 cm / 17.72"

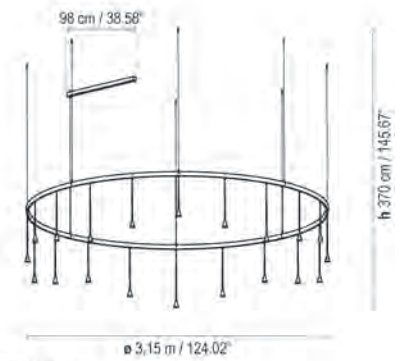
### Skybell Circle S/16L/40

IP 20 | 0/1-10V / DALI / PUSH | 51,2 W LED / CRI: 90 / 2700 K  
 5952 lm light source / fuente de luz

Only for North America

### Skybell Circle S/16L/40

DRY | 0/1-10V / PUSH | 51,2 W LED / CRI: 90 / 2700 K  
 5952 lm light source



Luces / Lights  
 5 x 65 cm / 25.59"  
 10 x 55 cm / 21.65"  
 5 x 45 cm / 17.72"

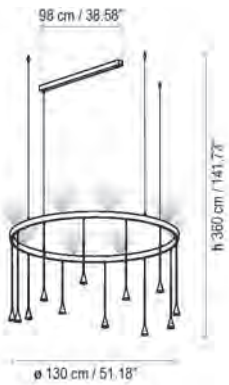
### Skybell Circle S/20L/40

IP 20 | 0/1-10V / DALI / PUSH | 64 W LED / CRI: 90 / 2700 K  
 7440 lm light source / fuente de luz

Only for North America

### Skybell Circle S/20L/40

DRY | 0/1-10V / PUSH | 64 W LED / CRI: 90 / 2700 K  
 7440 lm light source



Luces / Lights  
 3 x 65 cm / 25.59"  
 6 x 55 cm / 21.65"  
 3 x 45 cm / 17.72"

### Skybell Circle S/12L/42

IP 20 | 0/1-10V / DALI / PUSH | 26,7 W LED / CRI: 90 / 2700K  
 2880 lm fuente luz superior  
 upper light source  
 38,4 W LED / CRI: 90 / 2700K  
 4464 lm fuente luz inferior  
 lower light source

Only for North America

### Skybell Circle S/12L/42

DRY | 0/1-10V / PUSH | 26,7 W LED / CRI: 90 / 2700K  
 2880 lm fuente luz superior  
 upper light source  
 38,4 W LED / CRI: 90 / 2700K  
 4464 lm fuente luz inferior  
 lower light source



Luces / Lights  
 4 x 65 cm / 25.59"  
 8 x 55 cm / 21.65"  
 4 x 45 cm / 17.72"

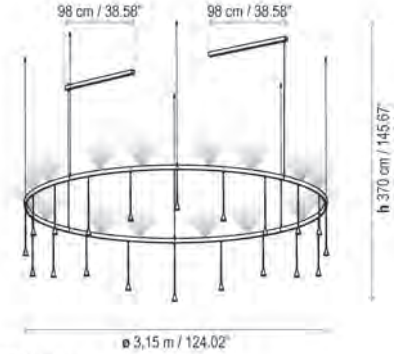
### Skybell Circle S/16L/42

IP 20 | 0/1-10V / DALI / PUSH | 40,1 W LED / CRI: 90 / 2700K  
 4320 lm fuente luz superior  
 upper light source  
 51,2 W LED / CRI: 90 / 2700K  
 5952 lm fuente luz inferior  
 lower light source

Only for North America

### Skybell Circle S/16L/42

DRY | 0/1-10V / PUSH | 40,1 W LED / CRI: 90 / 2700K  
 4320 lm fuente luz superior  
 upper light source  
 51,2 W LED / CRI: 90 / 2700K  
 5952 lm fuente luz inferior  
 lower light source



Luces / Lights  
 5 x 65 cm / 25.59"  
 10 x 55 cm / 21.65"  
 5 x 45 cm / 17.72"

### Skybell Circle S/20L/42

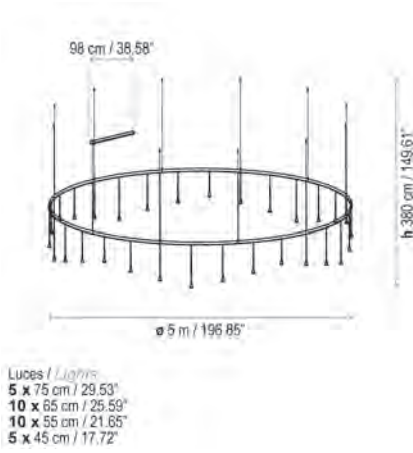
IP 20 | 0/1-10V / DALI / PUSH | 53,4 W LED / CRI: 90 / 2700K  
 5760 lm fuente luz superior  
 upper light source  
 64 W LED / CRI: 90 / 2700K  
 7440 lm fuente luz inferior  
 lower light source

Only for North America

### Skybell Circle S/20L/42

DRY | 0/1-10V / PUSH | 53,4 W LED / CRI: 90 / 2700K  
 5760 lm fuente luz superior  
 upper light source  
 64 W LED / CRI: 90 / 2700K  
 7440 lm fuente luz inferior  
 lower light source





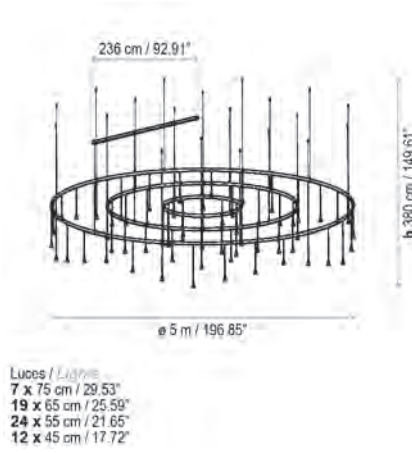
### Skybell Circle S/30L/40

IP 20 | 0/1-10V / DALI / PUSH | 96 W LED / CRI: 90 / 2700 K  
 11160 lm light source / fuente de luz

Only for North America

### Skybell Circle S/12L/40

DRY | 0/1-10V / PUSH | 96 W LED / CRI: 90 / 2700 K  
 11160 lm light source



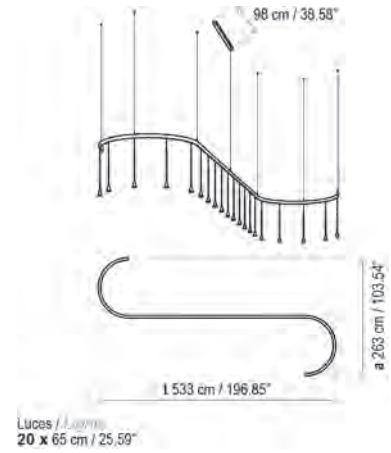
### Skybell Circle S/62L/40

IP 20 | 0/1-10V / DALI / PUSH | 198,4 W LED / CRI: 90 / 2700 K  
 23064 lm light source / fuente de luz

Only for North America

### Skybell Circle S/16L/40

DRY | 0/1-10V / PUSH | 198,4 W LED / CRI: 90 / 2700 K  
 23064 lm light source



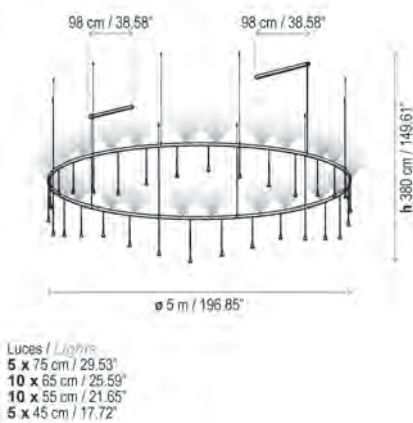
### Skybell Modular S/20L/40

IP 20 | 0/1-10V / DALI / PUSH | 64 W LED / CRI: 90 / 2700 K  
 7440 lm light source / fuente de luz

Only for North America

### Skybell Modular S/20L/40

DRY | 0/1-10V / PUSH | 64 W LED / CRI: 90 / 2700 K  
 7440 lm light source



### Skybell Circle S/30L/42

IP 20 | 0/1-10V / DALI / PUSH | 80,2 W LED / CRI: 90 / 2700K  
 8640 lm fuente luz superior  
 upper light source

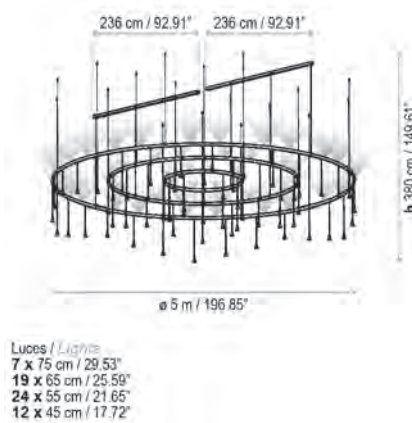
96 W LED / CRI: 90 / 2700K  
 11160 lm fuente luz inferior  
 lower light source

Only for North America

### Skybell Circle S/12L/42

DRY | 0/1-10V / PUSH | 26,7 W LED / CRI: 90 / 2700K  
 2880 lm fuente luz superior  
 upper light source

28,8 W LED / CRI: 90 / 2700K  
 3348 lm fuente luz inferior  
 lower light source



### Skybell Circle S/62L/42

IP 20 | 0/1-10V / DALI / PUSH | 160,3 W LED / CRI: 90 / 2700K  
 17280 lm fuente luz superior  
 upper light source

198,4 W LED / CRI: 90 / 2700K  
 23064 lm fuente luz inferior  
 lower light source

Only for North America

### Skybell Circle S/16L/42

DRY | 0/1-10V / PUSH | 40,1 W LED / CRI: 90 / 2700K  
 4320 lm fuente luz superior  
 upper light source

51,2 W LED / CRI: 90 / 2700K  
 5952 lm fuente luz inferior  
 lower light source



Finishes  
Acabados



Ebony Black  
Negro ébano

Skybell Catenary

Familia  
Family

|               | S/5L/10 | S/5L/11 | S/7L/10 | S/7L/11 | S/9L/10 | S/9L/11 |
|---------------|---------|---------|---------|---------|---------|---------|
|               |         |         |         |         |         |         |
| page / página | 226     | 226     | 226     | 226     | 216     | 226     |

Skybell Linear

Familia  
Family

|               | S/5L/20<br>S/5L/22 | S/7L/20<br>S/7L/22 | S/9L/20<br>S/9L/22 | S/5L/21<br>S/5L/23 | S/7L/21<br>S/7L/23 | S/9L/21<br>S/9L/23 |
|---------------|--------------------|--------------------|--------------------|--------------------|--------------------|--------------------|
|               |                    |                    |                    |                    |                    |                    |
| page / página | 217                | 215                | 227                | 228                | 228                | 228                |

Skybell Circle

Familia  
Family

|               | S/12L/40<br>S/12L/42 | S/16L/40<br>S/16L/42 | S/20L/40<br>S/20L/42 | S/30L/40<br>S/30L/42 | S/62L/40<br>S/62L/42 |
|---------------|----------------------|----------------------|----------------------|----------------------|----------------------|
|               |                      |                      |                      |                      |                      |
| page / página | 208                  | 229                  | 210                  | 230                  | 207                  |



# Skybell Plus

*Design by*  
Estudi Manel Molina | 2019









*Quedarse con lo esencial,  
resumen breve y fundamental.  
Reducción a lo indispensable.  
Así se podría definir esta  
lámpara. Un ejercicio de diseño  
sintético y preciso, dónde la  
función determina la forma con  
un resultado elegante y discreto.*

**Maintain the essential, short  
synthesis and fundamental.  
Reduction to the essential. This  
is how it could be defined this  
lamp. An example of synthetic  
and accurate design, where  
the function defines the shape  
with an elegant and discreet  
result.**





Empotrable\*  
Recessed\*



## Skybell Plus S/1L

IP20 | TRIAC | 4.2 W LED / CRI: 93 / 2700 K  
500 lm light source/fuente de luz

IP20 | 0-10V | 4.2 W LED / CRI: 93 / 2700 K  
500 lm light source/fuente de luz

### Recessed / Empotrable

IP20 | TRIAC | 4.2 W LED / CRI: 93 / 2700 K  
500 lm light source/fuente de luz

IP20 | 0-10V | 4.2 W LED / CRI: 93 / 2700 K  
500 lm light source/fuente de luz

IP20 | DALI | 4.2 W LED / CRI: 93 / 2700 K  
500 lm light source/fuente de luz

Only for North America

## Skybell Plus S/1L

DRY | TRIAC | 4.2 W LED / CRI: 93 / 2700 K  
500 lm light source

DRY | 0-10V | 4.2 W LED / CRI: 93 / 2700 K  
500 lm light source

Carril 48VDC / 48VDC Track

## Skybell Plus S/1L

IP20 | 6 W LED / CRI: 90 / 2700 K  
750 lm light source/fuente de luz

IP20 | 0-10V | 6 W LED / CRI: 90 / 2700 K  
750 lm light source/fuente de luz

IP20 | DALI | 6 W LED / CRI: 90 / 2700 K  
750 lm light source/fuente de luz

Product not available for North American Market

## Finishes Acabados



Ebony Black  
Negro ébano

## Family Familia

A/01



65

S/1L



233

S/1L  
Track/Carril



220

page / página

# Slend

*Design by*  
Christophe Mathieu | 2014

INTERIOR  
DESIGN  
**BEST  
OF  
YEAR HONOREE  
2014**









Somni Restaurant, L.A  
Design: Juli Capella, Miquel Garcia - Capella Garcia Arquitectura  
Client: Think Food Group - José Andrés / Chef Aitor Zabala  
Photographs: Jill Paider







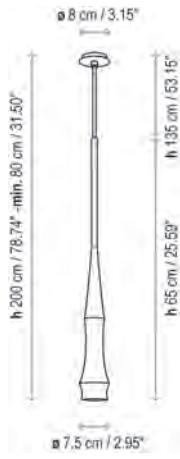
House X, Singapore  
Photographer - BetonBrut

*Slend dresses the space with different slender and subtle forms which allow us to make a great variety of combinations. Its direct light with a 100° opening makes Slend an excellent choice for spaces and objects that we want to highlight (restaurant tables, shop counters, stairwells, etc.)*

*Slend viste el espacio con distintas formas esbeltas y sutiles, que nos permitan realizar gran variedad de combinaciones. La luz directa con una apertura de 100° hace de Slend una elección excelente para espacios y objetos que queremos resaltar (mesas de restaurante, mostradores de tiendas, huecos de escalera, etc.)*

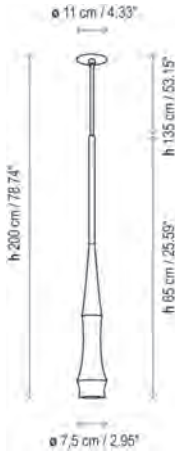






### Slend 01

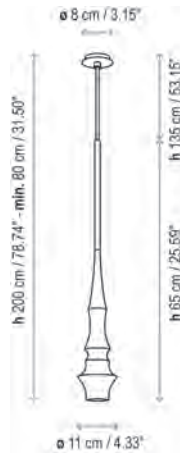
IP-20 | 1 x MAX 8W LED GU10 LED



Only for North America

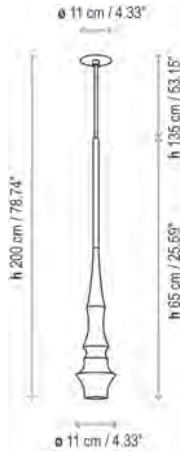
### Slend 01

DRY | 1 x 5 W GU10 MR16 LED



### Slend 02

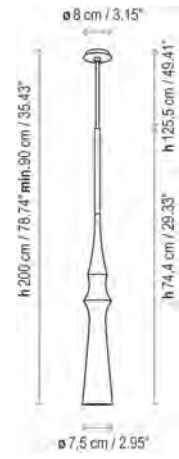
IP-20 | 1 x MAX 8W LED GU10 LED



Only for North America

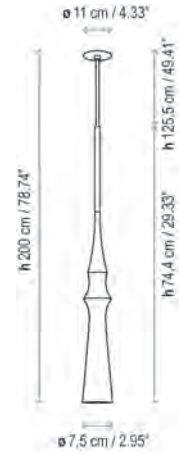
### Slend 02

DRY | 1 x 5 W GU10 MR16 LED



### Slend 03

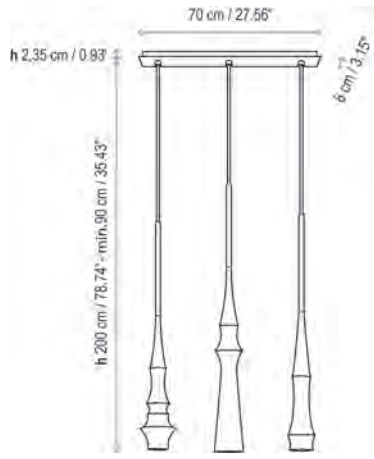
IP-20 | 1 x MAX 8W LED GU10 LED



Only for North America

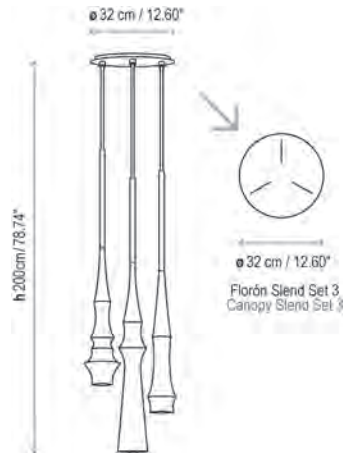
### Slend 03

DRY | 1 x 5 W GU10 MR16 LED



### Slend Set 3/Rectangular

IP-20 | 3 x MAX 8W LED GU10 LED



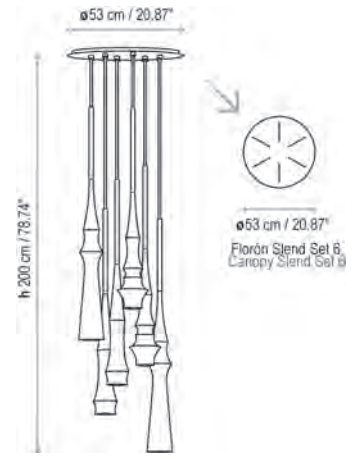
### Slend Set 3/Circular

IP-20 | 3 x MAX 8W LED GU10 LED

Only for North America

### Slend Set 3/Circular

DRY | 3 x 5 W GU10 MR16 LED



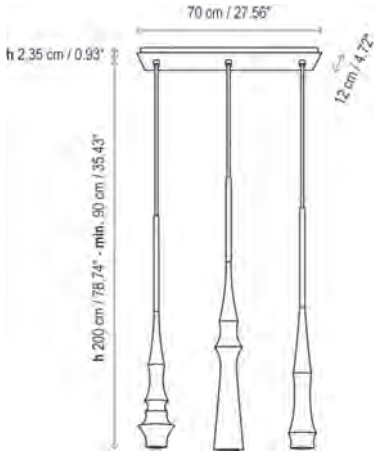
### Slend Set 6

IP-20 | 6 x MAX 8W LED GU10 LED

Only for North America

### Slend Set 6

DRY | 6 x 5 W GU10 MR16 LED




Only for North America

### Slend Set 3/Rectangular

DRY | 3 x 5 W GU10 MR16 LED

## Finishes Acabados



Matte white  
Blanco Mate



Matte black  
Negro Mate



# Soft

*Design by*  
Danos Salgados | 2022









*Soft light fixtures are light and colourist, with a fresh appearance that projects a clear, direct lower light shaded by a polycarbonate diffuser.*

*Made in silicone, the print on their shade is a reminder of classic wine glasses made of Bohemian glass.*

*Soft lights adapt to all preferences and both indoor and outdoor spaces. They can easily be disassembled for cleaning.*

Las Soft son ligeras y coloristas, con un aspecto fresh que proyectan una luz inferior clara y directa, matizada por un difusor de policarbonato. Realizadas en silicona, el grabado de su pantalla nos recuerda al de las clásicas copas de cristal de Bohemia. Las Soft son lámparas adaptables a todos los gustos y espacios Indoor y Outdoor. Son fácilmente desmontables para su lavado.





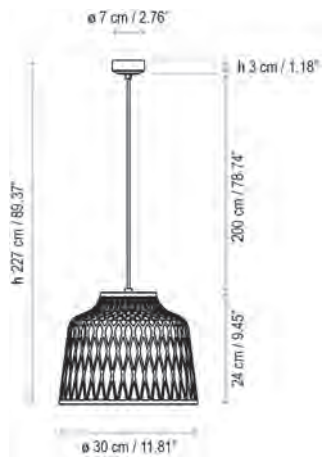
Soft S/30 | *Indoor*

Image does not show North American canopy.



Soft S/30 | *Indoor*

Image does not show North American canopy.



Only for North America

### Soft S/30 | Indoor

IP-20 |  1 x MAX 15 W LED E-27 A60 | 


Ivory fabric cable  
Cable textil color marfil

### Soft S/30 | Indoor

DRY |  1 x MAX 15 W LED E-26 A19 | 

Ivory fabric cable

### Canopy Finishes Acabados florón



White / Only indoor  
Blanco / Solo indoor


### Finishes Acabados



Light gray  
Gris claro






Ochre  
Ocre



Olive gray  
Gris oliva

### Familia Family

| S/30  | S/30 Outdoor  | PF/30 Outdoor   |
|---|---|---|
|  |  |  |
| 245   | Outdoor Catalogue   |   |
| Indoor / Interior   | Outdoor / Exterior  |   |



# Syra

*Design by*  
Alex Fernández Camps / Gonzalo Milà | 2014





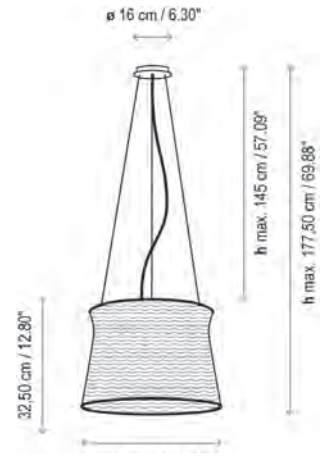
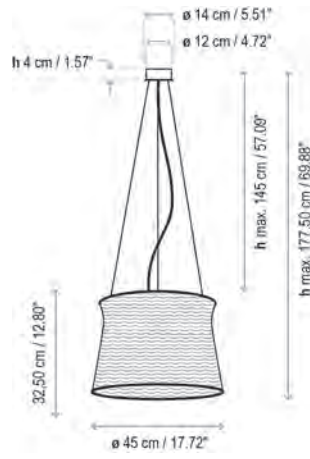


*Syra are ideal products for covered terraces and porches that need warm light and gentle elements that offer good comfort. These features are achieved thanks to the synthetic fiber used for the shade's craftwork.*

Las Syra son productos ideales para terrazas y porches cubiertos que necesiten luz cálida y elementos amables que ofrezcan buenas dosis de confort. Estas prestaciones se consiguen gracias a la fibra sintética utilizada para la confección artesanal de su gran pantalla.







Only for North America

## Syra 45 | Indoor

- IP20 | 20 W LED / CRI: 90 / 2700 K  
2640 lm light source / fuente de luz
- IP20 | 20 W LED / CRI: 90 / 2700 K  
2640 lm light source / fuente de luz

## Syra 45

- DRY | 20 W LED / CRI: 90 / 2700 K  
2640 lm light source
- DRY | 20 W LED / CRI: 90 / 2700 K  
2640 lm light source

## Structure Finishes Acabados Estructura




Natural White  
Blanco Roto



Graphite Brown  
Marrón Grafito

## Finishes Acabados



Ivory White  
Blanco Marfil



Brown  
Marrón

## Familia Family

45



251

45 Outdoor



60 Outdoor



90 Outdoor



page / página

Indoor / Interior

Outdoor Catalogue

Outdoor / Exterior

# Tanit

*Design by*  
Gonzalo Milà | 2020









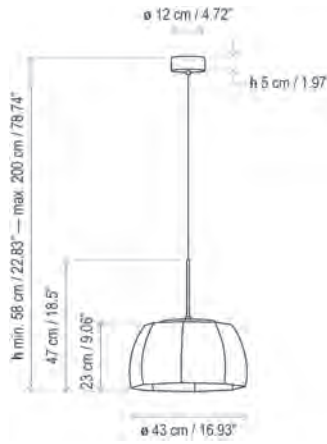


*The Tanit pendant version has a light and subtle appearance. The handwoven shade, with a thin waxed cotton cord, creates a horizontal light sieve in which the different angles generated by its eight faces intertwine to create a moiré effect.*

Las Tanit de suspensión tienen un aspecto ligero y sutil. Su pantalla tejida a mano, con un cordel fino de algodón encerado, crea un tamiz de luz horizontal en la que los diferentes ángulos que generan sus ocho caras se entrecruzan creando un efecto moaré.







### Tanit S/43

IP 20 | TRIAC | 14 W LED / CRI: 90 / 2700 K  
1400 lm fuente de luz / light source

Only for North America

### Tanit S/43

DRY | TRIAC | 0-10V | 14 W LED/CRI: 90/2700 K  
1400 lm light source



### Tanit S/61

IP 20 | TRIAC | 24 W LED / CRI: 90 / 2700 K  
2400 lm fuente de luz / light source

Only for North America

### Tanit S/61

DRY | TRIAC | 0-10V | 24 W LED/CRI: 90/2700 K  
2400 lm light source

## Structure Finishes Acabados Estructura



Matte black  
Negro Mate

## Finishes Acabados



Beige Thread  
Hilo Beige

## Familia Family

| S/43 | S/61 | M/29/R |
|------|------|--------|
|      |      |        |
| 255  | 256  | 347    |

page / página

# Tibeta

*Design by*  
Christophe Mathieu | 2015







*Tibeta is a family of pendant lights made of a spun aluminum body available in three different sizes and shapes which can be used either individually or in groups of three or more units according to customer's needs.*

Tibeta es una familia de luminarias de suspensión realizadas a partir de un cuerpo de aluminio torneado. Está formada por tres volúmenes de distintas dimensiones y formas, que pueden utilizarse individualmente o en conjuntos de tres o más, según las necesidades del cliente.

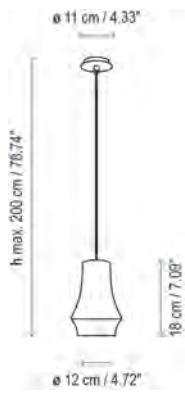






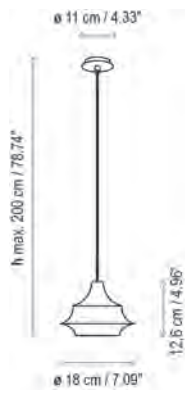






### Tibeta 01

IP 20 | TRIAC | 8,7 W LED / CRI: 80 / 2900 - 3200 K  
610 lm fuente de luz / *light source*



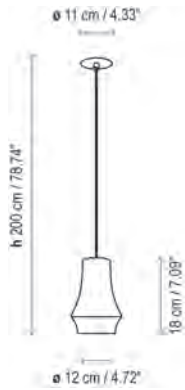
### Tibeta 02

IP 20 | TRIAC | 8,7 W LED / CRI: 80 / 2900 - 3200 K  
610 lm fuente de luz / *light source*



### Tibeta 03

IP 20 | TRIAC | 13 W LED / CRI: 80 / 2900 - 3200 K  
935 lm fuente de luz / *light source*



Only for North America

### Tibeta 01

DRY | TRIAC | 8,7 W LED / CRI: 80 / 2900 - 3200 K  
610 lm light source



Only for North America

### Tibeta 02

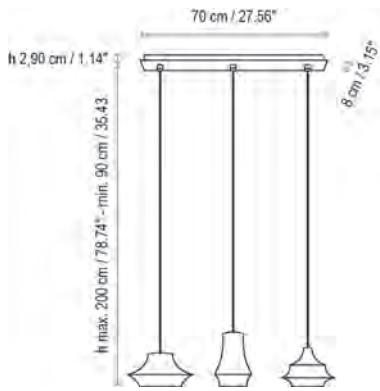
DRY | TRIAC | 8,7 W LED / CRI: 80 / 2900 - 3200 K  
610 lm light source



Only for North America

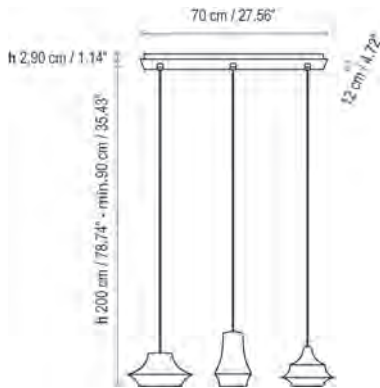
### Tibeta 03

DRY | TRIAC | 13 W LED / CRI: 80 / 2900 - 3200 K  
935 lm light source



### Tibeta Set3

IP 20 TRIAC 30,4 W LED / CRI: 80 / 2900-3200 K  
 2155 lm fuente de luz / light source



Only for North America


### Tibeta Set3

DRY TRIAC 30,4 W LED/CRI: 80/2900-3200 K  
 2155 lm light source


### Finishes Acabados



Black Chrome  
 Cromo Negro



Brilliant Copper  
 Cobre Brillante



Antique Brass  
 Latón Envejecido



# Valentina

*Design by*  
Alex Fernández Camps | 2020



Image does not show North American canopy.



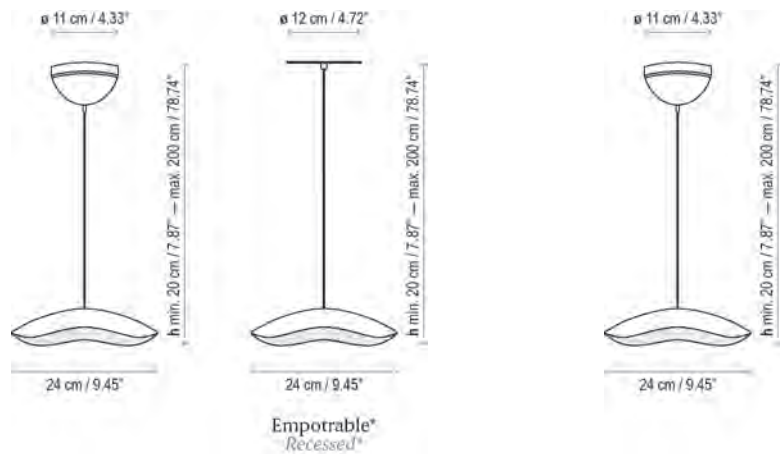
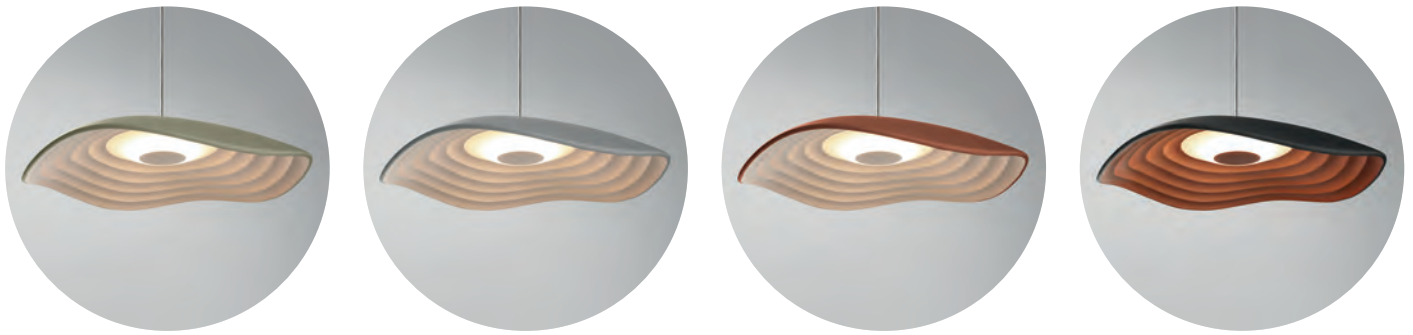




Image does not show North American canopy.







Only for North America

### Valentina S/24


IP 20 TRIAC 6,5 W LED / CRI: 90 / 2700 K  
715 lm fuente de luz / light source

### Valentina S/24


DRY TRIAC 6,5 W LED/CRI:90/2700 K  
715 lm light source

DRY 0-10V 6,5 W LED/CRI:90/2700 K  
715 lm light source


### Finishes Acabados




Olive Grey - White  
Gris Oliva - Blanco



Grey - White  
Gris - Blanco



Terracotta - White  
Teja - Blanco



Black - Copper  
Negro - Cobre

### Familia Family

S/24



269

M/29



351

page / página



QUALITY IS PART OF OUR DNA.  
IT HELPS US EXTEND OUR PRODUCTS' LIFETIME.

LA CALIDAD FORMA PARTE DE NUESTRO ADN.  
NOS AYUDA A ALARGAR LA VIDA DE NUESTROS  
PRODUCTOS.





LIGHT FIXTURES SHOULDN'T BE A FAST-MOVING  
CONSUMER PRODUCT.  
THEY ARE MORE THAN LIGHT FITTINGS,  
THEY ARE OBJECTS THAT ARE PART OF  
OUR SURROUNDINGS. YOU CAN REPAIR  
THEM WHEN THEY GET OLDER AND  
EXTEND THEIR LIFESPAN.

LAS LÁMPARAS NO DEBEN SER UN PRODUCTO  
DE CONSUMO RÁPIDO. SON MÁS QUE LUMINARIAS,  
SON OBJETOS QUE FORMAN PARTE DE NUESTRO  
ENTORNO. PUEDES REPARARLAS CUANDO  
ENVEJECEN Y ALARGAR SU VIDA.

JOANA BOVER

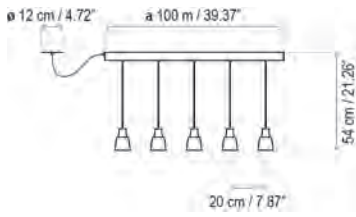


# Drip/Drop Linear

*Design by*  
Christophe Mathieu | 2017







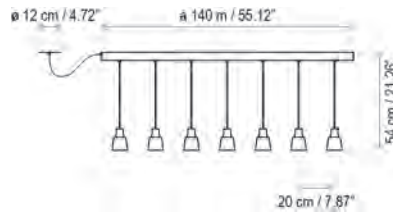
### Drip/Drop Linear PF/05L

IP 20 | 0/1-10V / DALI / PUSH | 16 W LED / CRI: 90 / 2700 K  
1860 lm light source / fuente de luz

Only for North America

### Drip/Drop Linear PF/05L

DRY | 0/1-10V / PUSH | 16 W LED / CRI: 90 / 2700 K  
1860 lm light source



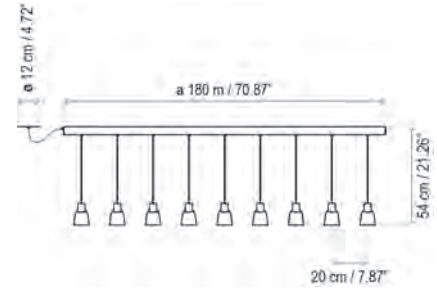
### Drip/Drop Linear PF/07L

IP 20 | 0/1-10V / DALI / PUSH | 22,4 W LED / CRI: 90 / 2700 K  
2604 lm light source / fuente de luz

Only for North America

### Drip/Drop Linear PF/07L

DRY | 0/1-10V / PUSH | 22,4 W LED / CRI: 90 / 2700 K  
2604 lm light source



### Drip/Drop Linear PF/09L

IP 20 | 0/1-10V / DALI / PUSH | 28,8 W LED / CRI: 90 / 2700 K  
3348 lm light source / fuente de luz

Only for North America

### Drip/Drop Linear PF/09L

DRY | 0/1-10V / PUSH | 28,8 W LED / CRI: 90 / 2700 K  
3348 lm light source

Structure Finishes  
Acabados Estructura



Ebony Black  
Negro ébano

Finishes Drip  
Acabados Drip




Transparent Glass  
Vidrio Transparente



Frosted Glass  
Vidrio Matizado



Green Glass  
Vidrio Verde



Blue Glass  
Vidrio Azul



Opal Polycarbonate  
Policarbonato Opal

Finishes Drop  
Acabados Drip



Transparent Glass  
Vidrio Transparente



Frosted Glass  
Vidrio Matizado



Green Glass  
Vidrio Verde



Blue Glass  
Vidrio Azul

Family  
Familia

PF/05L



123

PF/07L



124

PF/09L



124

S/05L



278

S/07L



277

S/09L



278



# Mediterrània

*Design by*  
Alex Fernández Camps | 2019

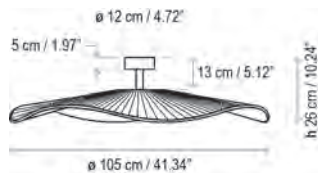






Pantalla doble, consultar / *Double shade, please consult.*





## Mediterrània PF/105

IP-20 | TRIAC | 17,1 W LED / CRI: 90 / 2700 K  
2064 lm light source / fuente de luz

Only for North America

## Mediterrània PF/105

DRY | TRIAC | 17,1 W LED / CRI: 90 / 2700 K  
2064 lm light source

DRY | 0-10V | 17,1 W LED / CRI: 90 / 2700 K  
2064 lm light source

## Canopy Finishes Acabados Florón



Matte White  
Blanco Mate

## Finishes Acabados








White Ribbon  
Cinta Blanca



Cream Ribbon  
Cinta Crema

## Familia Family

|   |  |  |   |  |
|---|--|--|---|--|
| PF/105<br> | S/105<br> | S/105.2<br> | PF/105<br> | S/105<br> |
| 281   | 147  | 147  | Outdoor Catalogue   |  |
| Indoor / Interior   |  |  | Outdoor / Exterior  |  |

page / página

# Mod

*Design by*  
Lázaro Rosa-Violán | 2019







*The Mod seeks its inspiration in the flora kingdom, as it can be grouped to form a garden of possibilities through the finishes of the clusters of flowers. The petals of its flowers are customizable, being able to adapt to almost all types of materials; Plates smooth, perforated, deployed or drawn and laser cut according to the agenda you want to use. They also accept natural materials, such as wood or raffia, and if we let our imagination fly, we can even crochet them with colored thread.*

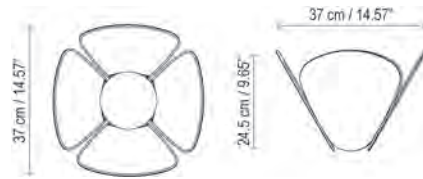
Las Mod buscan su inspiración en el mundo vegetal, porque pueden agruparse y formar un jardín de posibilidades a través de los acabados de sus racimos de flores. Los pétalos de sus flores son personalizables, pudiendo adaptarse a casi todo tipo de materiales; chapas lisas, perforadas, desplegadas o dibujadas y cortadas a láser según sea el temario que se quiera utilizar. También aceptan materiales naturales, como la madera o la rafia, y si dejamos volar nuestra imaginación, podemos tejerlas a ganchillo con hilos de colores.

Perforated White Metal  
*Metal perforado blanco*





Perforated Antique Brass  
*Metal perforado latón envejecido*





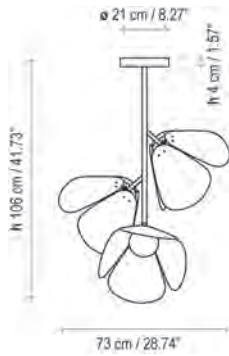
LIGHTS, SHADES AND SHADOWS.  
WE KNOW WE AREN'T PERFECT.  
THE MEDITERRANEAN IS  
THE BASIS OF OUR CULTURE  
AND WE'RE NOT ABLE TO  
PREVENT ITS DETERIORATION.

LUCES, MaticES Y SOMBRAS.  
SABEMOS QUE NO SOMOS PERFECTOS.  
EL MEDITERRÁNEO ES LA BASE  
DE NUESTRA CULTURA  
Y NO SOMOS CAPACES DE EVITAR  
SU DETERIORO.

JOANA BOVER







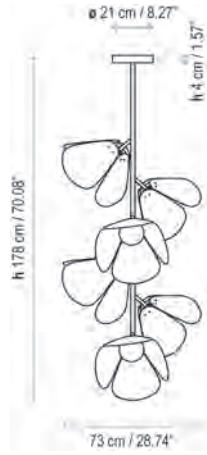
### Mod PF/73/3L

IP-20 9 W LED / CRI: 90 / 2700 K  
1035 lm light source / fuente de luz

Only for North America

### Mod S/73/3L

DRY 9 W LED / CRI: 90 / 2700 K  
1035 lm light source



### Mod PF/73/6L

IP-20 18 W LED / CRI: 90 / 2700 K  
2070 lm light source / fuente de luz

Only for North America

### Mod S/73/6L

DRY 18 W LED / CRI: 90 / 2700 K  
2070 lm light source



### Mod PF/73/9L


IP-20 27 W LED / CRI: 90 / 2700 K  
3105 lm light source / fuente de luz

Only for North America


### Mod S/73/9L

DRY 27 W LED / CRI: 90 / 2700 K  
3105 lm light source

## Structure Finishes Acabados Estructura




White Metal  
Metal Blanco




Pearl Beige  
Beige perlado

## Finishes Acabados



White Metal  
Metal Blanco



Perforated White  
Metal  
Metal Blanco  
Perforado



Perforated  
Antique Brass  
Latón Envejecido  
Perforado

## Familia Family

| PF/73/3L | PF/73/6L | PF/73/9L | S/73/3L | S/73/6L | S/73/9L |
|----------|----------|----------|---------|---------|---------|
|          |          |          |         |         |         |
| 289      | 285      | 287      | 164     | 161     | 163     |

page / página

# Nut

*Design by*  
Estudi Manel Molina | 2021



Image does not show North American canopy / backplate.



OUR MISSION IS TO ILLUMINATE  
IN A MEANINGFUL WAY AND WITHOUT EXCESS,  
HIGHLIGHTING THE  
NATURAL LIGHT  
OF THE MEDITERRANEAN.

NUESTRA MISIÓN ES ILUMINAR  
CON SENTIDO Y SIN EXCESOS,  
PONIENDO EN VALOR,  
LA LUZ NATURAL DEL MEDITERRÁNEO.

JOANA BOVER





Image does not show north American canopy



### Nut PF/10 | Outdoor

IP 54 TRIAC 6,3 W LED / CRI: 90 / 2700 K  
950 lm fuente de luz / light source

Only for North America

### Nut PF/10 | Outdoor

WET 0-10V 6,3 W LED / CRI: 90 / 2700 K  
950 lm light source

WET TRIAC 6,3 W LED / CRI: 90 / 2700 K  
950 lm light source

### Finishes Acabados



Black  
Negro



White  
Blanco



Light grey  
Gris claro



Terracotta  
Teja

### Familia Family

|      |      |       |                   |      |         |
|------|------|-------|-------------------|------|---------|
| S/10 | A/01 | PF/10 | B/60              | B/90 | B/90/2L |
|      |      |       |                   |      |         |
| 192  | 47   | 291   | Outdoor Catalogue |      |         |

page / página

Indoor  
Interior

Outdoor / Exterior

# Plafonet

*Design by*  
Joana Bover | 2005



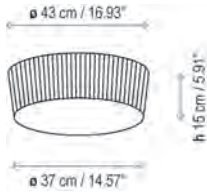




*Elegant with its shape,  
harmonious and of discrete  
proportions, this ceiling lamp  
provides light to entrances  
and corridors.*

*Elegante por su forma,  
armónico y de discretas  
proporciones, este plafón  
ha sido pensado para dar luz  
a recibidores y pasillos.*





### Plafonet 43

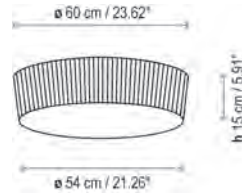
IP 20 | 2 x MAX 9W LED P45 E-27

Only for North America

### Plafonet 43

DRY | 2 x 60 W E26 A15 INC

DRY | 2 x 5 W E26 A15 LED



### Plafonet 60

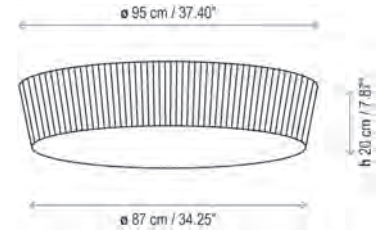
IP 20 | 4 x MAX 9W LED P45 E-27

Only for North America

### Plafonet 60

DRY | 4 x 60 W E26 A15 INC

DRY | 4 x 5 W E26 A15 LED



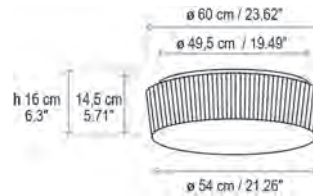
### Plafonet 95

IP 20 | 6 x MAX 15W LED P45 E-27

Only for North America

### Plafonet 95

DRY | 6 x 10 W E26 A19 LED



### Plafonet 60 LED

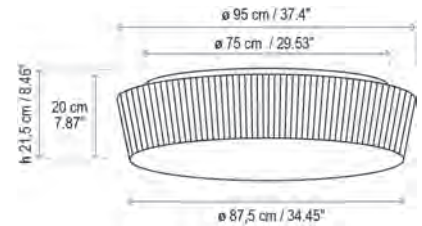
IP 20 | 39 W LED / CRI: 90 / 2700 K  
5400 lm fuente de luz / light source

Only for North America

### Plafonet 60 LED

DRY | 39 W LED / CRI: 90 / 2700 K  
5400 lm fuente de luz

DRY | 39 W LED / CRI: 90 / 2700 K  
5400 lm fuente de luz



### Plafonet 95 LED

IP 20 | 58 W LED / CRI: 90 / 2700 K  
8000 lm fuente de luz / light source

Only for North America

### Plafonet 95 LED

DRY | 58 W LED / CRI: 90 / 2700 K  
8000 lm fuente de luz

DRY | 58 W LED / CRI: 90 / 2700 K  
8000 lm fuente de luz


## Finishes Acabados



White Ribbon  
Cinta Blanca



Cream Ribbon  
Cinta Crema



White Cotton  
Cotonet Blanco



# Roda

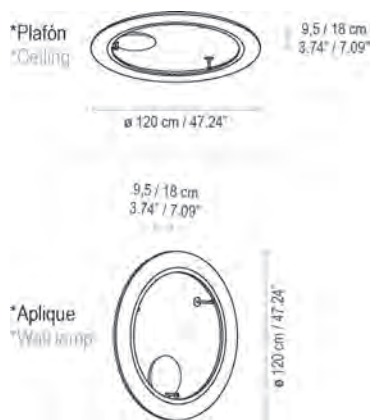
*Design by*  
Joana Bover | 2022











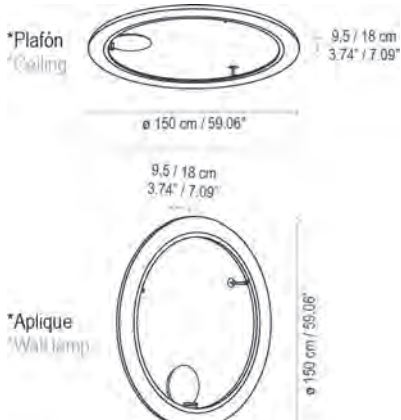
### Roda PF/120

IP-20 50,8 W LED / CRI: 90 / 2700 K  
6600 lm fuente de luz / light source

Only for North America

### Roda PF/120

DRY 50,8 W LED / CRI: 90 / 2700 K  
6600 lm light source



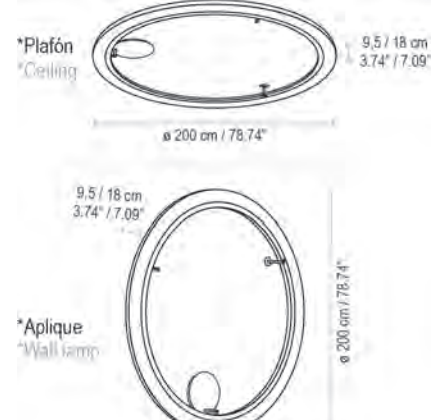
### Roda PF/150

IP-20 65,5 W LED / CRI: 90 / 2700 K  
8500 lm fuente de luz / light source

Only for North America

### Roda PF/150

DRY 65,5 W LED / CRI: 90 / 2700 K  
8500 lm light source



### Roda PF/200

IP-20 85,7 W LED / CRI: 90 / 2700 K  
11100 lm fuente de luz / light source

Only for North America

### Roda PF/200

DRY 85,7 W LED / CRI: 90 / 2700 K  
11100 lm light source

## Structure Finishes Acabados Estructura



Graphite Brown  
Marrón Grafito

## Finishes Acabados



White Ribbon  
Cinta Blanca



Cream Ribbon  
Cinta Crema

## Family Familia

| S/120 | S/150 | S/200 | S/120/V | S/150/V | S/200/V | PF/120 | PF/150 | PF/200 |
|-------|-------|-------|---------|---------|---------|--------|--------|--------|
|       |       |       |         |         |         |        |        |        |
| 202   | 202   | 202   | 201     | 201     | 204     | 61/299 | 61/299 | 61/299 |

page / página

# Siam

*Design by*  
Joana Bover | 2010







*Siam breaths a certain oriental air. A luminaire that allow to create different individual or group compositions, superposing shades partially, and creating a perfect mural for any space.*

**Siam respira un cierto aire oriental. Una luminaria que nos permite realizar distintas composiciones individuales o en grupos, sobreponiendo las pantallas parcialmente, creando un mural adecuado a cada espacio y necesidad.**





OBSERVING THE LIFE  
AROUND US IS A CONSTANT  
SOURCE FOR LEARNING.  
THE LANDSCAPE OF OUR  
CHILDHOOD ACCOMPANIES  
US AND MANIFESTS IN THE  
SHAPES AND COLOURS  
OF OUR ARCHITECTURE.

CONTEMPLAR LA VIDA QUE  
NOS RODEA ES UN  
APRENDIZAJE CONSTANTE.  
EL PAISAJE DE NUESTRA  
NIÑEZ NOS ACOMPAÑA  
Y SE MANIFIESTA EN LAS  
FORMAS Y LOS COLORES  
DE NUESTRA  
ARQUITECTURA.

JOANA BOVER









---

Structure Finishes  
*Acabados Estructura*



Satin Nickel  
*Níquel Satinado*

---

Finishes  
*Acabados*



White Ribbon  
*Cinta Blanca*



Cream Ribbon  
*Cinta Crema*



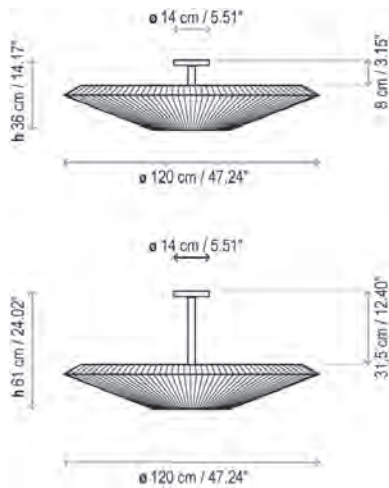
## Siam 80

IP-20 | 3 x MAX 9W LED P45 E-27 |

Only for North America

## Siam 80

DRY | 3 x 10 W E26 A19 LED



## Siam 120

Small Structure / Estructura Pequeña

IP-20 | 6 x MAX 15W LED A60 E-27 |

Big Structure / Estructura Grande

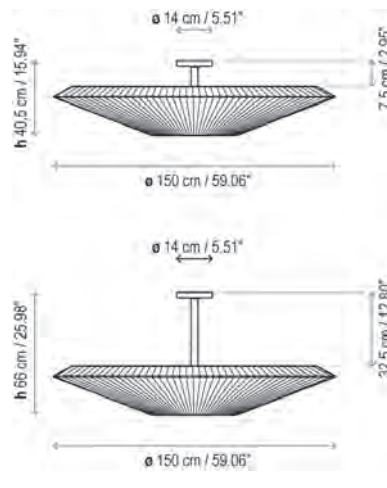
IP-20 | 6 x MAX 15W LED A60 E-27 |

Only for North America

## Siam 120

DRY | 6 x 60 W E26 A15 INC

DRY | 6 x 10 W E26 A19 LED



## Siam 150

Small Structure / Estructura Pequeña

IP-20 | 6 x MAX 15W LED A60 E-27 |

Big Structure / Estructura Grande

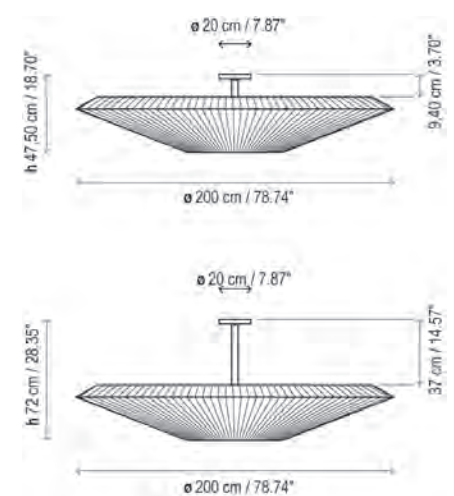
IP-20 | 6 x MAX 15W LED A60 E-27 |

Only for North America

## Siam 150

DRY | 6 x 60 W E26 A15 INC

DRY | 6 x 10 W E26 A19 LED



## Siam 200

Small Structure / Estructura Pequeña

IP-20 | 8 x MAX 15W LED A60 E-27 |

Big Structure / Estructura Grande

IP-20 | 8 x MAX 15W LED A60 E-27 |

Only for North America

## Siam 200

DRY | 8 x 60 W E26 A15 INC

DRY | 8 x 10 W E26 A19 LED



# Urban

*Design by*  
Joana Bover | 2011









YOU ALWAYS GO BACK TO THE OLD  
PLACES WHERE YOU LOVED LIFE

CHAVELA VARGAS

UNO SIEMPRE VUELVE  
A LOS SITIOS DONDE  
AMÓ LA VIDA.

CHAVELA VARGAS



JUAN LINARES



*The Urban collection offers ambient light through its handmade ribbon shade, bringing warmth and timelessness to both residential and commercial environments.*

La colección Urban ofrece luz de ambiente a través de la pantalla de cinta hecha a mano, aportando calidez e intemporalidad tanto a ambientes residenciales como contract.



### Urban PF/60

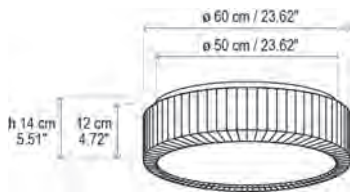
IP-20 | 4 x MAX 9W LED P45 E-27 |

Only for North America

### Urban PF/60

DRY | 4 x 60 W E26 A15 INC

DRY | 4 x 5 W E26 A19 LED



### Urban PF/60

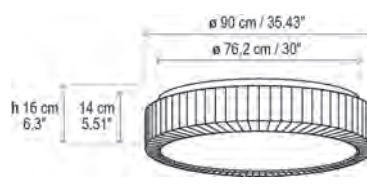
IP 20 | 39 W LED / CRI: 90 / 2700 K  
5400 lm fuente de luz / light source

Only for North America

### Urban PF/60

DRY | 39 W LED / CRI: 90 / 2700 K  
5400 lm fuente de luz

DRY | 39 W LED / CRI: 90 / 2700 K  
5400 lm fuente de luz



### Urban PF/90

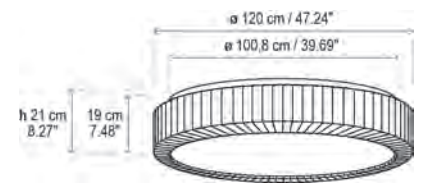
IP 20 | 58 W LED / CRI: 90 / 2700 K  
8000 lm fuente de luz / light source

Only for North America

### Urban PF/90

DRY | 58 W LED / CRI: 90 / 2700 K  
8000 lm fuente de luz

DRY | 58 W LED / CRI: 90 / 2700 K  
8000 lm fuente de luz



### Urban PF/120

IP 20 | 86 W LED / CRI: 90 / 2700 K  
12200 lm fuente de luz / light source


Only for North America

### Urban PF/120

DRY | 86 W LED / CRI: 90 / 2700 K  
12200 lm fuente de luz

DRY | 86 W LED / CRI: 90 / 2700 K  
12200 lm fuente de luz

## Finishes Acabados



Brilliant Chrome  
Cromo Brillante



White Ribbon  
Cinta Blanca



Cream Ribbon  
Cinta Crema





J. VAN LINDT



THE IDEAL WORKSPACE IS THE PLACE WHERE  
YOU CAN BRING OUT YOUR VERY BEST IN  
THE SHORTEST TIME POSSIBLE.

EL ESPACIO IDEAL DE TRABAJO.  
ES AQUEL LUGAR DONDE PUEDES SACAR  
LO MEJOR DE TI EN EL MENOR TIEMPO.

JOANA BOVER

# Bol

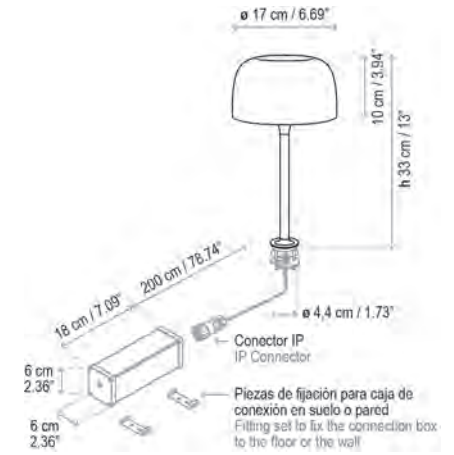
*Design by*  
Estudi Manel Molina | 2022











### Bol M/30

IP-20   8.4 W LED / CRI: 90 / 2700 K  
1200 lm light source / fuente de luz

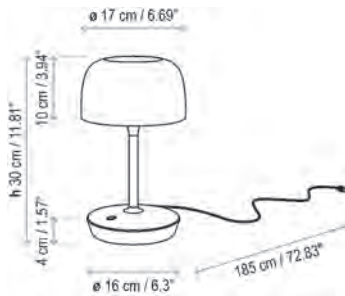
### Bol M/33

IP-20   8.4 W LED / CRI: 90 / 2700 K  
1200 lm light source / fuente de luz

Only for North America



### Bol M/33

DRY   8.4 W LED / CRI: 90 / 2700 K  
1200 lm light source



Only for North America

### Bol M/30

DRY   8.4 W LED / CRI: 90 / 2700 K  
1200 lm light source







## Finishes Acabados



Ebony Black  
Negro ébano

## Family Familia

page / página

| A/01  | S/4L  | S/6L  | M/30   | M/33  | P/130   |
|---|---|---|--|---|---|
|  |  |  |  |  |  |
| 13  | 87  | 81  | 319  | 320   | 357   |



# Danona

*Design by*  
Joana Bover | 2002

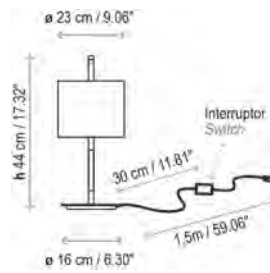






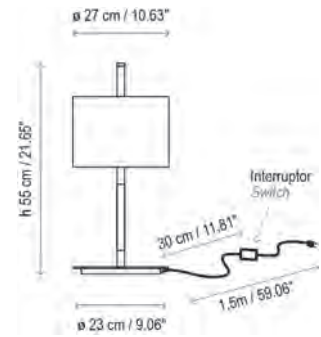






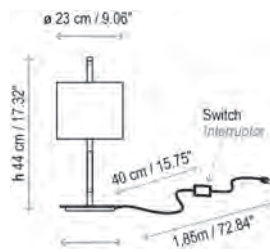
### Danona Mini

IP-20 | 1 x MAX 6W LED P45 E-27



### Danona T

IP-20 | 1 x MAX 6W LED P45 E-27

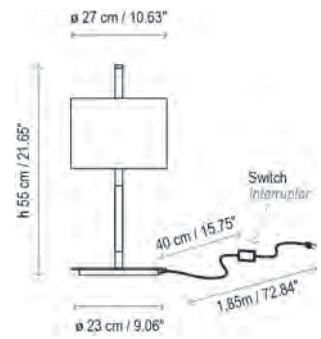


Only for North America

### Danona Mini

DRY | 1 x 60 W E26 A15 INC

DRY | 1 x 5 W E26 A15 LED



Only for North America

### Danona T


DRY | 1 x 60 W E26 A15 INC

DRY | 1 x 5 W E26 A15 LED

### Structure Finishes Acabados Estructura



Satin Nickel  
Níquel Satinado



Satin Nickel + Dark Leather  
Níquel Satinado + Piel Oscura

### Finishes Acabados



White Ribbon  
Cinta Blanca



Cream Ribbon  
Cinta Crema



Cotton  
Blanco

### Familia Family

|  | Mini | T   | P   |
|--|------|-----|-----|
|  |      |     |     |
|  | 324  | 323 | 361 |

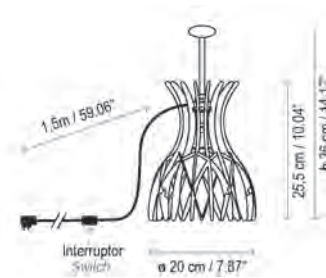
# Domita

*Design by*  
Benedetta Tagliabue / Joana Bover | 2019









## Domita M/36

IP-20 |  1 x MAX 8 W LED GU5.3

Only for North America

## Domita M/36


DRY |  1 x 8 W LED GU5.3

### Structure Finishes *Acabados Estructura*




Graphite Brown  
*Marrón Grafito*

### Finishes *Acabados*



Natural Wood  
*Madera Natural*

### Family *Familia*

| S/20  | S/20/3L   | S/20/4L   | S/20/7L  | S/20/13L  | S/20/19L  | M/36  |
|---|---|---|--|---|---|---|
|  |  |  |  |  |  |  |
| 101   | 106   | 108   | 109  | 109   | 107   | 327   |

page / página

# Drip/Drop

*Design by*  
Christophe Mathieu | 2017







*All Drip & Drop models pay special attention to detail, to the quality of light, its brightness, color and contrast but especially to the specific needs they meet.*

Todos los modelos de Drip & Drop prestan especial atención al detalle, a la calidad de la luz, sus brillos, colores y contrastes, pero sobre todo a la necesidad específica que han de cubrir.

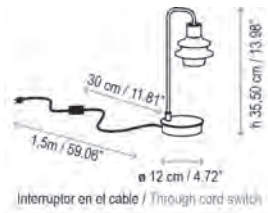












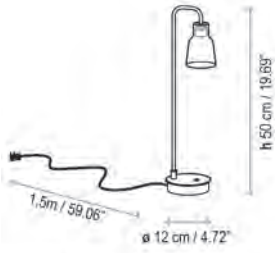
Interrupcion en el cable / Through cord switch



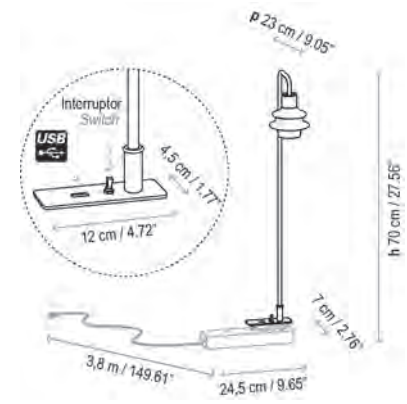
\*Interrupcion Proxy Dimmer / Proxy Dimmer Switch



Interrupcion en el cable / Through cord switch



\*Interrupcion Proxy Dimmer / Proxy Dimmer Switch



### Drip/Drop M/36

IP-20 | 3 W LED / CRI: 90 / 2700 K  
345 lm light source/fuente de luz

Only for North America

### Drip/Drop M/36

DRY | 3 W LED / CRI: 90 / 2700 K  
345 lm light source

### Drip/Drop M/50

IP-20 | 3 W LED / CRI: 90 / 2700 K  
345 lm light source/fuente de luz

Only for North America

### Drip/Drop M/50

DRY | 3 W LED / CRI: 90 / 2700 K  
345 lm light source

### Drip/Drop M/70

IP-20 | 3 W LED / CRI: 90 / 2700 K  
345 lm light source/fuente de luz

Only for North America  
DRY

### Drip/Drop M/70

3 W LED / CRI: 90 / 2700 K  
345 lm light source



Structure Finishes  
Acabados Estructura



Ebony Black  
Negro ébano

Finishes Drip  
Acabados Drip




Transparent Glass  
Vidrio Transparente



Frosted Glass  
Vidrio Matizado



Green Glass  
Vidrio Verde



Blue Glass  
Vidrio Azul



Opal Polycarbonate  
Policarbonato Opal

Finishes Drop  
Acabados Drip



Transparent Glass  
Vidrio Transparente



Frosted Glass  
Vidrio Matizado



Green Glass  
Vidrio Verde



Blue Glass  
Vidrio Azul

Family  
Familia

| A/01 | A/02 | A/03 | S/01 | S/03 | S/07 | S/12 | S/24 | S/36 | S/48 | M/36 | M/50 | M/70 | P/131 |
|------|------|------|------|------|------|------|------|------|------|------|------|------|-------|
|      |      |      |      |      |      |      |      |      |      |      |      |      |       |
| 25   | 23   | 26   | 111  | 111  | 111  | 111  | 111  | 111  | 111  | 331  | 331  | 333  | 365   |

# Nans Portable

*Design by*  
Joana Bover | 2021











### Nans Portable M/21/R | Indoor

IP-20 | 3 W LED / CRI: 90 / 2700 K  
460 lm light source / fuente de luz  
5Vdc 1,5A

Only for North America

### Nans M/21/R | Indoor


DRY | 3 W LED / CRI: 90 / 2700 K  
460 lm light source  
5Vdc 1,5A

### Structure Finishes Acabados Estructura




Graphite Brown  
Marrón Grafito


### Finishes Acabados



Red  
Roja



Brown  
Marrón



Beige  
Beige

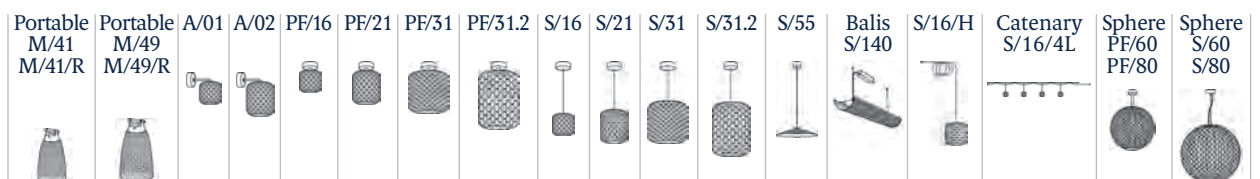
### Familia Family



page / página

Indoor / Interior

### Familia Family



page / página

Outdoor Catalogue

Outdoor / Exterior

# Nón Lá

*Design by*  
Jorge Pensi Design Studio | 2015





ROBERT CAPA FOTOGRAFIAS  
plethorpe  
Germano Celant



BARCELONA IS A  
DYNAMIC CITY  
WHERE CULTURAL  
DIVERSITY LIVES  
HAPPILY WITH ITS  
LIGHT AND COLOUR.  
ROUNDED AND  
SINOUS SHAPES THAT  
ARE INSPIRED BY  
THE DESIGN,  
ARCHITECTURE AND  
ART ENVELOPED  
IN ITS STREETS.

BARCELONA ES UNA  
CIUDAD DINÁMICA DONDE  
LA DIVERSIDAD CULTURAL  
CONVIVE FELIZMENTE  
CON SU LUZ Y COLOR.  
FORMAS REDONDEADAS  
Y SINOSAS QUE SE  
INSPIRAN EN EL DISEÑO,  
LA ARQUITECTURA Y  
EL ARTE QUE ENVUELVE  
SUS CALLES.

JOANA BOVER







### Nón Lá T

IP-20 |   10,5 W LED / CRI: 90 / 2700 K  
1200 lm light source / fuente de luz

Only for North America

### Nón Lá T

DRY |   10,5 W LED / CRI: 90 / 2700 K  
1200 lm light source

Structure Finishes A/03, A/04  
Acabados Estructura A/03, A/04




Graphite Brown  
Marrón Grafito

Finishes  
Acabados



White Lacquer  
Lacado Blanco











Chrome  
Cromo



Satin copper  
Cobre Brillante

Family  
Familia

|   |   |   |   |  |   |   |   |   |
|---|---|---|---|--|---|---|---|---|
| A/01  | A/03  | A/04  | S   | Set 3<br>Rectangular   | T   | Not available for<br>North American<br>Market | S   | Set 3<br>Rectangular  |
|  |  |  |  |  |  |   |  |  |
| 43  | 42  | 41  | 177   | 179  | 343   |   |   |   |

page / página



# Tanit

*Design by*  
Gonzalo Milà | 2019





*Tanit is a portable and rechargeable table lamp, with soft light diffused through a screen woven by hand with cotton thread. Due to its lightness, size and autonomy, Tanit lamp can have different applications both in the domestic area as well as on terraces of restaurants and hotels. Its portability allows us to take a few steps further and transform the outdoor spaces into cozy areas of tranquility and light quality.*

*Tanit es una lámpara de sobremesa portátil y recargable, de luz suave y tamizada por una pantalla tejida de forma artesanal con hilo de algodón. Por su ligereza, tamaño y autonomía, las lámparas Tanit pueden tener distintas aplicaciones tanto en el ámbito doméstico como en terrazas de restaurantes y hoteles. Su portabilidad nos permite dar unos pasos más allá y transformar los espacios de exterior en acogedoras zonas de tranquilidad y calidad lumínica.*







### Tanit M/29/R | Indoor


IP20 | 1,5 W LED / CRI: 80 / 2700 K  
 54 lm fuente de luz / light source  
 5Vdc — 1,5A

Only for North America

### Tanit M/29/R | Indoor

DRY | 1,5 W LED/CRI: 80/2700 K  
 54 lm light source  
 5Vdc — 1,5A

### Handle Finishes Acabados Asa



Silicone Terracota  
 Silicona Terracota



Silicone Brown  
 Silicona Marrón

### Finishes Acabados



Beige Thread  
 Hilo Beige

### Familia Family

| S/43 | S/61 | M/29/R |
|------|------|--------|
|      |      |        |
| 255  | 256  | 347    |

page / página

# Valentina

*Design by*  
Alex Fernández Camps | 2020



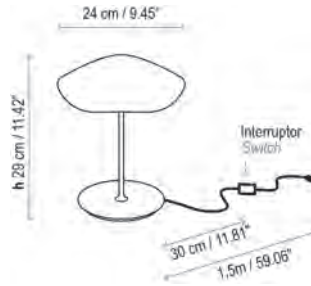
Melina Torres - LOS TROPICOS DEL AMOR  
ANDREW NAGAI - GASTRONOMIA  
Gael García Bernal - Los secretos de la vida  
FRANCO GIORDANO - LA SEGURIDAD DE LOS NUMEROS PRIMOS  
EL MUNDO DE ANTON  
YASMINA KHADRA - Los secretos de la vida  
MIRNA VALLEJO - EL INFINITO EN UN PUNTO





*The concept of this lamp is based on a smooth head which draws a wavy shape on its perimeter, the clear contrast with the lamp inner part, that reminds us of the gentle and small oscillations that marine currents form on the Mediterranean coast.*

El concepto de la luminaria parte de un cabezal liso que dibuja en su perímetro un contorno ondulado, en claro contraste con el cuerpo interior de la luminaria, que nos recuerda, las suaves y pequeñas oscilaciones que las corrientes marinas forman a orillas del Mediterráneo.



### Valentina M/29


IP20 |  6,5 W LED / CRI: 90 / 2700 K  
715 lm fuente de luz / light source

Only for North America


### Valentina M/29

DRY |  6,5 W LED / CRI: 90 / 2700 K  
715 lm light source


### Finishes Acabados




Olive Grey - White  
*Gris Oliva - Blanco*



Grey - White  
*Gris - Blanco*



Terracotta - White  
*Teja - Blanco*



Black - Copper  
*Negro - Cobre*

### Familia Family

S/24



269

M/29



351

page / página









REFLECTING  
ON THE BEAUTY  
OF TRADITION  
AND THE IMPORTANCE  
OF KNOWING HOW  
TO CHOOSE  
GOOD ROUTINES  
TO ACCOMPANY US  
IN OUR  
DAILY LIFE.

REFLEXIONAR SOBRE  
LA BELLEZA  
DE LA TRADICIÓN  
Y LA IMPORTANCIA  
DE SABER ELEGIR  
BUENAS RUTINAS  
QUE NOS ACOMPAÑEN  
EN NUESTRO  
DÍA A DÍA.

JOANA BOVER

JUAN LINARES

# Bol

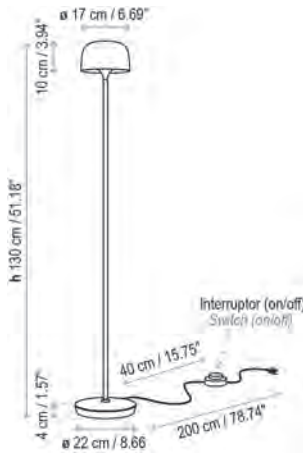
*Design by*  
Estudi Manel Molina | 2022












## Bol P/130

IP-20 |  8.4 W LED / CRI: 90 / 2700 K  
1200 lm light source / fuente de luz



Only for North America

## Bol P/130

DRY |  8.4 W LED / CRI: 90 / 2700 K  
1200 lm light source









## Finishes Acabados



Ebony Black  
Negro ébano

## Family Familia

page / página

| A/01  | S/4L  | S/6L  | M/30   | M/33  | P/130   |
|---|---|---|--|---|---|
|  |  |  |  |  |  |
| 13  | 87  | 81  | 319  | 320   | 357   |

# Danona

*Design by*  
Joana Bover | 2002

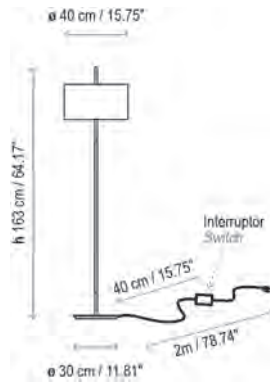




*Danona is a good example of contemporaneous and timeless product adaptable to any environment. Both leather along with the ribbon shades contribute to its warmth.*

Danona es un claro ejemplo de un producto contemporáneo e intemporal que se adapta a cualquier ambiente o aplicación. Tanto la piel como las pantallas le aportan calidez.





## Danona P

IP-20 |  2 x MAX 6W LED P45 E-27 | 

Only for North America

## Danona P

DRY |  2 x 60 W E26 A15 INC

DRY |  2 x 5 W E26 A15 LED

### Structure Finishes Acabados Estructura



Satin Nickel  
Níquel Satinado



Satin Nickel + Dark Leather  
Níquel Satinado + Piel Oscura

### Finishes Acabados



White Ribbon  
Cinta Blanca



Cream Ribbon  
Cinta Crema



Cotton  
Blanco

### Familia Family

Mini



324

T



323

P



361

page / página



# Drip/Drop

*Design by*  
Christophe Mathieu | 2017




Marie  
Curie





*Drip and Drop floor version includes a tray and a USB connection, ideal for charging your phone in the reception area of a hotel or a bar while we chat.*

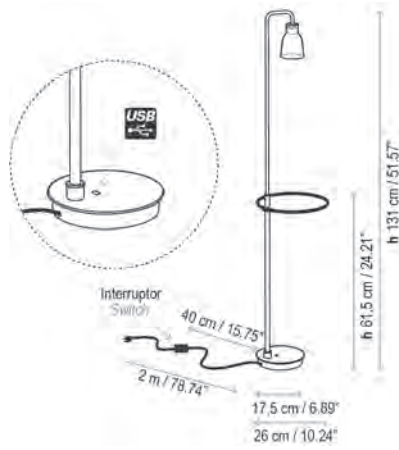
La versión de pie de Drip & Drop dispone de bandeja y conexión USB, ideal para cargar el móvil en la recepción de un hotel o en un bar mientras charlamos.



Family  
Familia

|               | A/01 | A/02 | A/03 | S/01 | S/03 | S/07 | S/12 | S/24 | S/36 | S/48 | M/36 | M/50 | M/70 | P/131 |
|---------------|------|------|------|------|------|------|------|------|------|------|------|------|------|-------|
|               |      |      |      |      |      |      |      |      |      |      |      |      |      |       |
| page / página | 25   | 23   | 26   | 111  | 111  | 111  | 111  | 111  | 111  | 111  | 331  | 331  | 333  | 365   |





### Drip/Drop P/131

IP-20 | 3 W LED / CRI: 90 / 2700 K  
345 lm light source / fuente de luz

Only for North America

### Drip/Drop P/131

DRY | 3 W LED / CRI: 90 / 2700 K  
345 lm light source

### Structure Finishes Acabados Estructura



Ebony Black  
Negro ébano

### Finishes Drip Acabados Drip




Transparent Glass  
Vidrio Transparente



Frosted Glass  
Vidrio Matizado



Green Glass  
Vidrio Verde



Blue Glass  
Vidrio Azul



Opal Polycarbonate  
Policarbonato Opal

### Finishes Drop Acabados Drop



Transparent Glass  
Vidrio Transparente



Frosted Glass  
Vidrio Matizado



Green Glass  
Vidrio Verde



Blue Glass  
Vidrio Azul

# Maxi

*Design by*  
Joana Bover | 2004

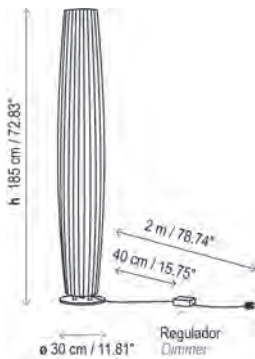




*Elegant, subtle and imposing;  
Maxi provides warm lighting  
and timeless design, which  
gracefully adapts to the passage  
of time without losing its  
contemporary feel.*

**Elegante, sutil e imponente;  
Maxi aporta iluminación cálida  
y diseño intemporal, que se  
adapta sin estridencias al paso  
del tiempo sin perder su acento  
contemporáneo.**





### Maxi P/03

IP-20 |  4 x 15 W LED A60 E-27

Only for North America

### Maxi P/03

DRY |  4 x 60 W E26 A15 INC

### Structure Finishes Acabados Estructura



Satin Nickel  
Níquel Satinado

### Finishes Acabados




White Ribbon  
Cinta Blanca



Cream Ribbon  
Cinta Crema

### Familia Family



page / página

Indoor / Interior

Outdoor / Exterior

*Diseño Gráfico / Graphic Designer*  
Miquel Llach

*Ilustraciones / Illustrations*  
Juan Linares

*Fotografías / Photographers*  
Jordi Solé / J.E. Estudi Disseny

*Agradecimientos / Special Thanks*  
Mireia Sust / Hoteles Vincci  
Hoteles Meliá / Mallorca  
Hostal Empúries / L'Escala  
Maison Diez Company / México  
Moss Floristas / Madrid  
Hotel Arrey / Alella  
Granja El Melindro / Cardedeu  
Xavi Arimont / Hotel Mas Salvi

*Depósito Legal / Legal Deposit:* 18084-09

Diciembre 2022

Avda. Catalunya 173  
Polígon Ind. Sud  
08440 Cardedeu  
Barcelona, Spain  
T. +34 938 713 152  
F. +34 938 462 089  
info@bover.es  
www.bover.es

1231 Collier Road,  
Suite C  
Atlanta, GA 30318  
United States  
T. +1 (404) 924 2342  
info@boverusa.com  
www.boverusa.com





