

a·emotional light

INDEX ÍNDICE

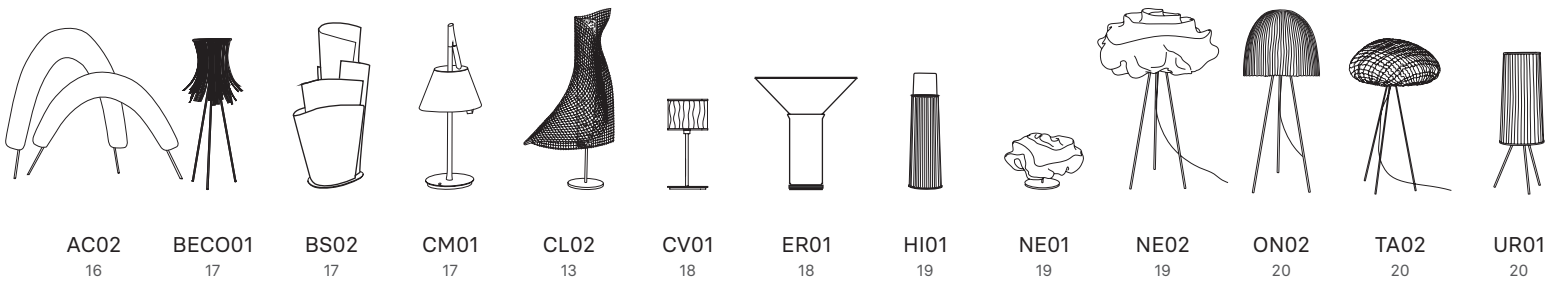
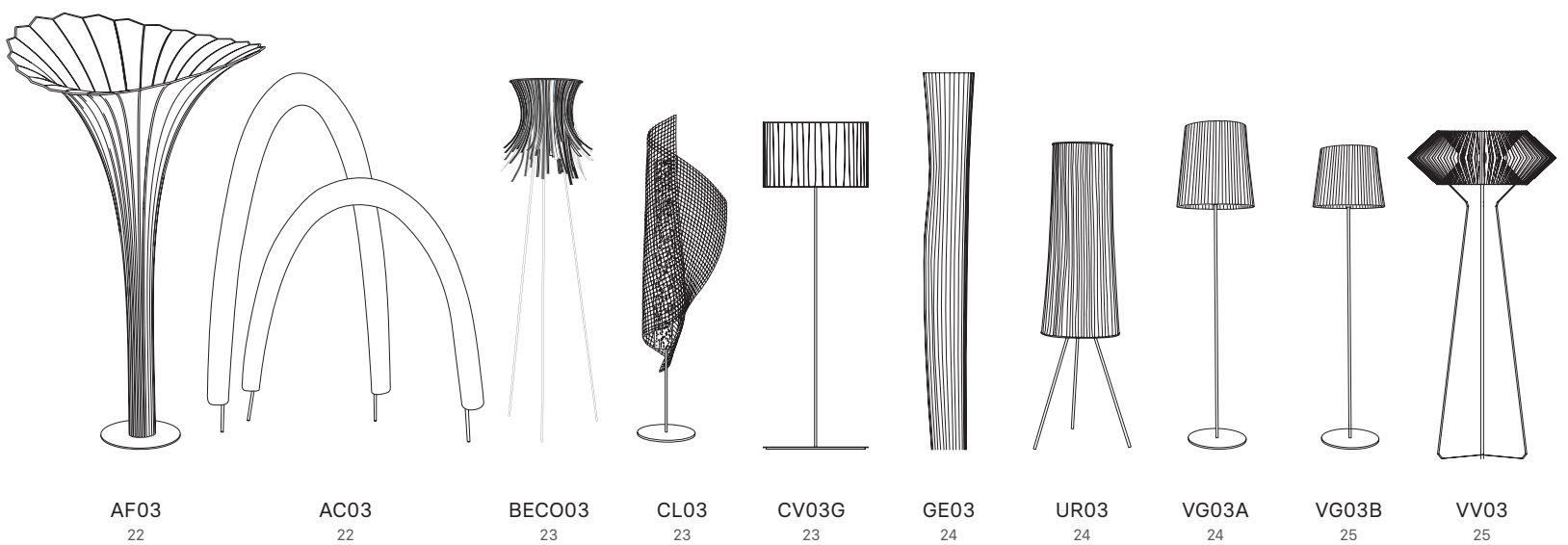


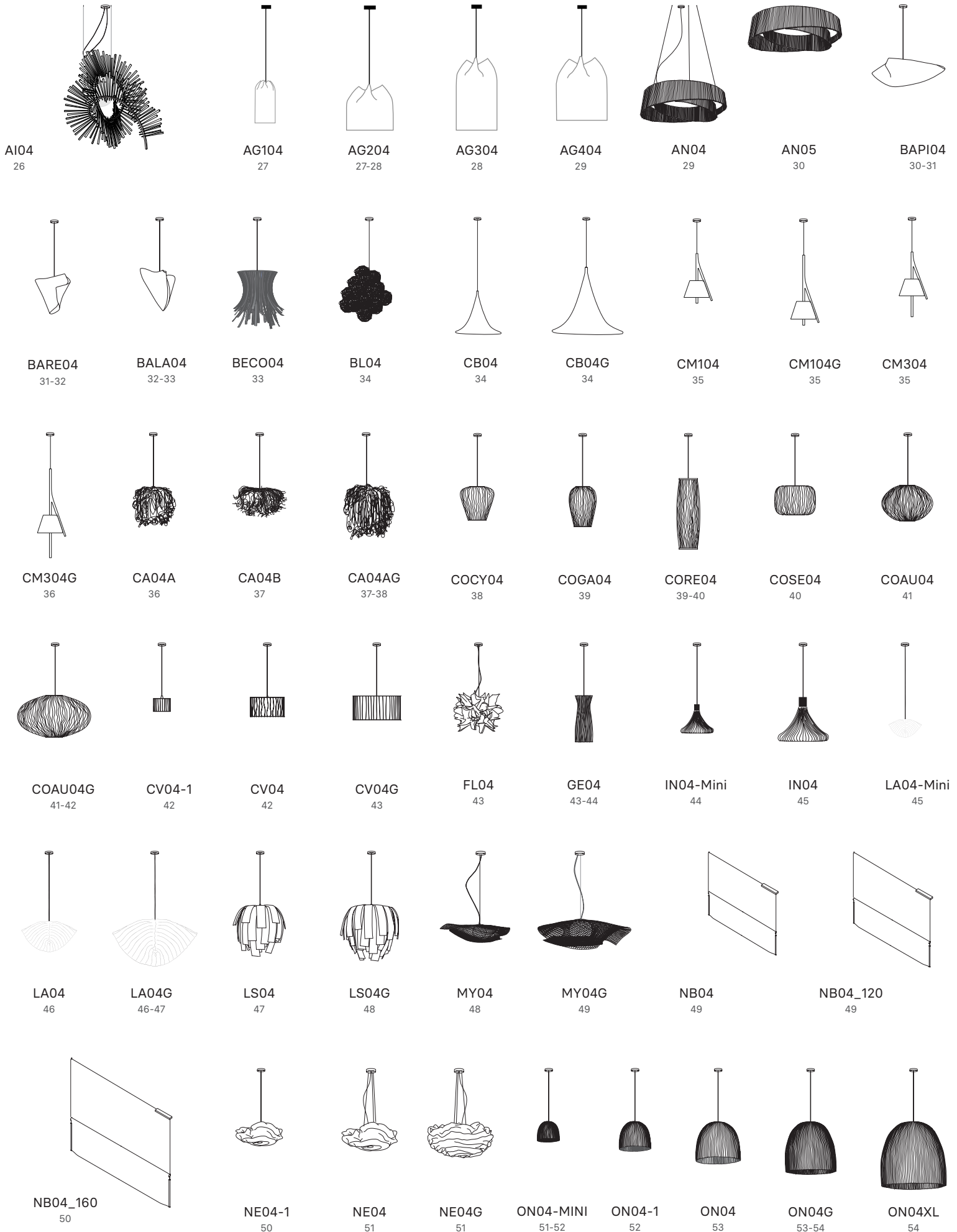
TABLE LAMPS | LÁMPARAS DE MESA
16 - 20



FLOOR LAMPS | LÁMPARAS DE PIE
22 - 25

PENDANT LAMPS | LÁMPARAS COLGANTES

26 - 66





PA104
55



PA204
55



PA304
55



PL04-MINI
56



PL04
56



TA04-1
56-57



TA04
57



TA04G
57



TEAN04
58



TEVI04-Mini
59



TEVI04
59-60



TEVI04G
60-61



UR104
61



UR204
62



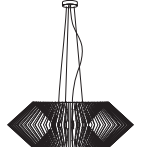
UR304
62-63



VG04A
63-64



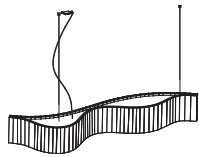
VG04B
64-65



VV04
65



VV04G
65



VN04-LD
66



WD04
66

OUTDOOR LAMPS | LÁMPARAS DE EXTERIOR



HI01
19



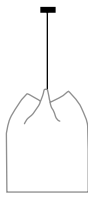
AG104-EXT
21



AG204-EXT
28



AG304-EXT
28



AG404-EXT
29



BAPI04-EXT
31



BARE04-EXT
32



BALA04-EXT
33



GE04-EXT
44



TEAN04-EXT
58



TEVI04-EXT
60

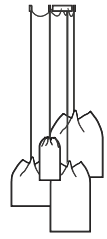


VG04A-EXT
64

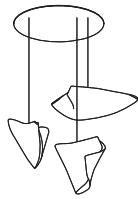


VG04B-EXT
65

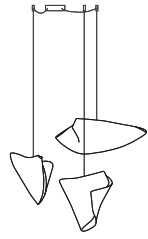
COMPOSITIONS | COMPOSICIONES
68 - 74



AG04-4-P
68



BA04-3
68



BA04-3-P
68



CO04-3
69




CO04-3-P
69



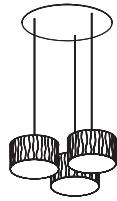
CO04-5
69




CO04-5-P
70



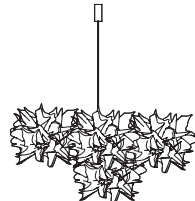
CO04-10
70



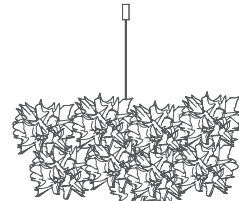
CV04C-3
70



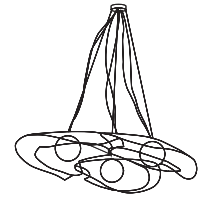
CV04-7
71



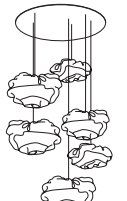
FL04-4
71



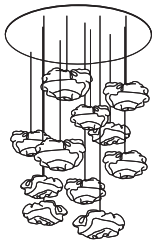
FL04-16
71



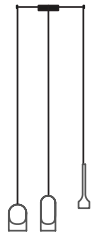
MY04-3
72



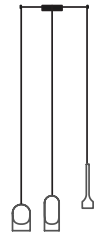
NE04-6
72



NE04-11
72



PA04-3-L
73



PA04-3-R
73



TA04-3
73



TA04-5
74



TA04-10
74



UR04-3
74

WALL & CEILING LAMPS | APLIQUES Y PLAFONES
75 - 85



BA06
75



BL06
76



CR06
76



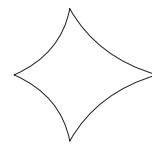
CV06
77



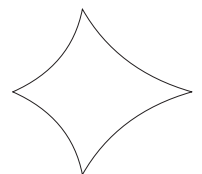
GE06
77



KL06
78




KT06-LD
78



KT06G-LD
79



LI06
79



LI06G
79




MY06
80



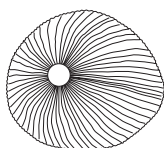
NE06P
80-81




NE06
81




ON06
82



ON06G
82



PM06R-LD
83



PM06PR-LD
83



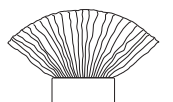
TA06
83-84



TA06P
84



TA06G
85



VE06
85

MATERIALS
MATERIALES

1 Painted stainless steel mesh Malla de acero inoxidable pintada

The stainless steel mesh is a cold industrial material that through manual techniques is converted into lamps. The physical characteristics of these materials allows through methods developed by our team, they can be folded, molded and cut resulting in creative freedom designs. The paint finish adds to this resistant and compact material a greater durability and facilitates its maintenance and cleaning.

Colors & codes: White (BL), beige (BE), grey (G), taupe (T), Black (N).
NCS / RAL Code: White (RAL 9003), beige (S 3020-Y30R), grey (S 2500-N), taupe (S 3005-Y80R), black (RAL 9004).

Collections: Africa, Agasallo, Anel, Ballet, Blossom, Coral, Cors, Gea, Hipatia, Inn, Kala, Kite, Lea, Luisa, Nebra, Nevo, Onn, Planum, Tati, Tempo, Ura, Virginia, Venus.

Clara and Mytilus only available in white.

Cambo only available in black or white.

La malla de acero inoxidable es un material frío de carácter industrial que a través de técnicas manuales se convierte en lámparas. Las características físicas de este material permite que a través de métodos desarrollados por nuestro equipo, se pueda plegar, moldear y cortar consiguiendo libertad creativa en los diseños. El acabado de pintura suma a este material resistente y compacto una mayor durabilidad y facilita su mantenimiento y limpieza.

Colores y códigos: Blanco (BL), beige (BE), gris (G), topo (T), negro (N).

Código NCS / RAL: Blanco RAL 9003), beige (S 3020-Y30R), gris (S 2500-N), topo (S 3005-Y80R), negro (RAL 9004).

Colecciones: Africa, Agasallo, Anel, Ballet, Blossom, Coral, Cors, Gea, Hipatia, Inn, Kala, Kite, Lea, Luisa, Nebra, Nevo, Onn, Planum, Tati, Tempo, Ura, Virginia, Venus.

Clara y Mytilus solo disponibles en blanco.

Cambo solo disponible en negro o blanco.

2 Cellulose cord Cordón de celulosa

The pressed cellulose cord is a pleasant texture material and has a wide range of colors. This medium flammability component is obtained from pressed cellulose and is molded using its own techniques. Due to its physical characteristics it is not recommended to wet the material for cleaning.

Colors & codes: White (42), grey (43), red (46), brown (47), gold yellow (48), medium brown (49), beige (50),

green (51), blue (52).

Collection: Caos.

Arc only available in white.

El cordón de celulosa prensada es un material de agradable textura y que presenta una amplia gama de colores. Este componente de flammabilidad media se obtiene de celulosa prensada y a través de técnicas propias, se moldea. Debido a sus características físicas no se recomienda mojar el material para su limpieza.

Colores y códigos: Blanco (42), gris (43), rojo (46), marrón (47), amarillo oro (48), marrón medio (49), beige (50),

verde (51), azul (52).

Colección: Caos.

Arc solo disponible en blanco.

3 Painted stainless steel thread Hilo de acero inoxidable

The stainless steel thread interlaced and embroidered on itself, creates random, light, seemingly fragile volumes, but durable thanks to the sturdiness that paint finish brings.

Colors & codes: White (B).

Collections: Blum, Pili.

El hilo de acero inoxidable entrelazado y embrollado sobre sí mismo, crea volúmenes aleatorios, ligeros, aparentemente frágiles, pero resistentes gracias

a la dureza que le aporta la pintura.

Colores y códigos: Blanco (B).

Colecciones: Blum, Pili.

4 Galvanized steel mesh Malla de acero galvanizado

The application of galvanized steel mesh is another example of a different use of the material. The malleability of this material and its hollow light allows it, through painting processes, to become a material with a delicate appearance but of high quality and durability.

Color & code: White (B).

Collection: Fluo.

La utilización de la malla de acero galvanizado es otro ejemplo de descontextualización de un material. La maleabilidad de este material y su hueco de luz permite que, a través de procesos de pintado, se convierta en un material con apariencia delicada pero de alta calidad y durabilidad.

Color y código: Blanco (B).

Colección: Fluo.

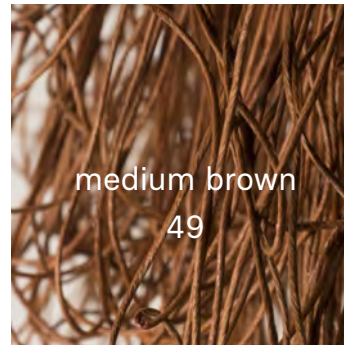

1










2



3



4



5 Glass

Vidrio

Our semi-handmade glass presents irregular watermarks that gives personality to this material. This opalescent glass comes in a wide range of bright colors.

Colors & codes:

White (02), sand (87), dark amber (89), brown (90), beige (95).

El color beige (95) solo está disponible para la combinación con marrón (90) en la colección Vento.

Collections: Curvas, Vento.

El carácter semiartesanal de nuestro vidrio presenta irregularidades en forma de aguas que dota de personalidad este material. Este vidrio opalescente se presenta en una amplia gama de colores brillantes.

Colores y códigos:

Blanco (02), arena (87), ámbar oscuro (89), marrón (90), beige (95).

The beige color (95) is only available in combination with brown (90) for the Vento collection.

Colecciones: Curvas, Vento.

8 Birch wood

Abedul

A material of high durability and easy maintenance. The birch wood is characterized by its light color and low contrast, allowing easy manual processing. The light that escapes between the wooden slats turns this material into a warm and elegant wood.

Collection: Woods.

Un material de alta durabilidad y fácil mantenimiento. La madera de abedul caracterizada por su color claro y su bajo contraste, permite un fácil procesado manual. La luz que escapa entre los listones de madera convierte este material en una madera cálida y elegante.

Colección: Woods.

6 Pressed cellulose

Celulosa prensada

The pressed cellulose, through a suitable refining process, is a highly flexible and moldable material. Resistant and high durable, it comes in a wide range of colors. Due to its physical characteristics it is not recommended to wet the material.

Colors & codes:

White (42), grey (43), red (46), brown (47), gold yellow (48), medium brown (49), beige (50), green (51), blue (52).

Collections: Bety Eco, Li

La celulosa prensada, a través de un proceso de refinado adecuado, es un material altamente flexible y moldeable. Resistente y de alta durabilidad, se presenta en una amplia gama de colores. Por sus características físicas no se recomienda mojar el material.

Colores y códigos:

Blanco (42), gris (43), rojo (46), marrón (47), amarillo oro (48), marrón medio (49), beige (50), verde (51), azul (52).

Colecciones: Bety Eco, Li.

9 Ash wood

Fresno

Ash wood is polyvalent and especially flexible. Its resistance make it a high quality material that, through manual processes, allows curved and durable finishes.

Collection: Aimei.

El fresno es una madera polivalente y especialmente flexible. Su resistencia lo convierte en un material de alta calidad que, a través de procesos manuales, permite acabados curvos y duraderos.

Colección: Aimei.

7 Beech wood

Haya

Beech wood is hard and characteristic for its clear and natural shades. This material is easy to work with and the varnishing makes it a very durable and easy to maintain material.

Collection: Cambo.

La madera de haya es dura y característica por sus tonalidades claras y naturales. Este material es fácil de trabajar y el barnizado lo convierte en un material muy duradero y de fácil mantenimiento.

Colección: Cambo.

10 Polycarbonate

Policarbonato

Through plastic injection technology, this material is consistently made and is available in two colors. The personalized shape of each piece allows the realization of luminaires of large dimensions and easy maintenance

Colors & codes:

White (B), black (N), terracotta (TE).

Collection: V.

Mediante la tecnología de inyección de plástico, se elabora este material consistente y disponible en dos colores. La rigidez y forma personalizada de cada pieza permite la realización de luminarias de grandes dimensiones y de fácil mantenimiento.

Colores:

Blanco (B), negro (N), terracota (TE).

Colección: V.

5



white
02

6




white
42



medium brown
49


8




sand
87




grey
43




beige
50




9




dark amber
89



red
46




green
51




white
B

10



brown
90



brown
47



blue
52




black
N

7



gold yellow
48



terracotta
TE

11 Hand-crafted glass Vidrio artesanal

Our hand-crafted glass is a material that is obtained through different manual techniques, including blowing and lamination. The surface finish is done manually by using very fine sand, avoiding the use of chemical agents.

Colors & codes: Yellow (19), white (25) Collections: Era

Nuestro cristal artesanal es un material que se obtiene mediante diferentes técnicas manuales, entre ellas el soplado y el laminado. El acabado superficial está realizado manualmente mediante el uso de arena muy fina, evitando la utilización de agentes químicos.

Colores y códigos:
Amarillo (19), Blanco (25)
Colecciones: Era

12 Granite Granito

Galician granite is a natural and sustainable material that is easy to maintain. With a light greyish tone, fine-grained and with black speckles, this material used in Parga is compact and comes from discards. Granite is a material that is highly resistant to heat and wear.

Collection: Parga.

El granito gallego es un material de origen natural y sostenible de fácil mantenimiento.

De tono grisáceo claro, de grano fino y con motas negras, este material empleado en Parga es compacto y proviene de descartes. El granito es un material de alta resistencia al calor y al desgaste.

Colección: Parga.

13 3D Knit Punto 3D

The 3D knit allows us to generate volumes and produce our lampshade without waste of material and without seams.

It can be made with 100% recyclable materials.

Colors & codes: Beige (BG), orange (NA)
Collections: Cabana

El punto 3D permite generar volúmenes y producir nuestras pantallas sin desperdicio de material y sin costuras.

Se puede fabricar con materiales 100% reciclables.

Colores y códigos: Beige (BG), naranja (NA)
Colecciones: Cabana.

11



yellow
19


13



beige
BG



white
25



orange
NA

12



AUTHENTICITY GUARANTEE | GARANTÍA DE AUTENTICIDAD

All lamps are labelled with an identification code and serial number. This fixture is an exclusive and authentic design of the company a-emotional light.

It is entirely handmade in Spain and passes strict quality controls before its entrance into the market.

All our lamps are totally handmade. The differences found in our luminaires and in the different materials used make them unique.

Small differences between lamps are not a defect, it is a value because each one is a unique object. The indicated lampshade dimensions are only approximate, never exact.

Some dimensions and/or electrical data may vary, consult your sales advisor.

Todas las lámparas salen con etiquetas que reflejan la referencia y número de serie. Esta lámpara es un diseño exclusivo y auténtico de la empresa

a emotional light. Está producida y hecha totalmente a mano en España. Pasa estrictos controles de calidad antes de su salida al mercado.

Todas nuestras lámparas están hechas a mano. Las diferencias entre ellas y en los distintos materiales empleados convierten a cada lámpara en única. Pequeñas diferencias entre lámparas de una misma referencia no son un defecto, sino un valor, cada una es un objeto único. Las dimensiones de las tulipas indicadas son sólo aproximadas y nunca exactas.

Algunas dimensiones y/o datos eléctricos pueden variar, consulte con su asesor comercial.

SYMBOL INDEX | ÍNDICE DE SÍMBOLOS



The luminaires made of painted stainless steel mesh can be chosen by RAL or NCS code (see conditions).

Las luminarias realizadas en malla de acero inoxidable pintada podrán elegirse el color mediante código RAL o NCS (ver condiciones).



Awarded by Interior Design Magazine, New York
Premio otorgado por la revista Interior Design de New York



As awarded by the International Interior Design Association (IIDA) and Hospitality Design magazine
Premio otorgado por International Interior Design Association (IIDA) y la revista Hospitality Design



As awarded by the Chicago Athenaeum Museum of Architecture and Design
Premio otorgado por Chicago Athenaeum Museo de Arquitectura y Diseño



Fitting is legally approved and comply with the European Mark CE

Luminaria homologada, cumple con la normativa CE



For North America, these items comply with the UL standard for luminaires under the UL file of a-emotional light

Para América del Norte, estos artículos cumplen con el estándar UL para luminarias bajo el archivo UL de a-emotional light



Only for the USA, these items comply with the UL standard for luminaires under the UL file of a-emotional light

Solo para EE.UU., estos artículos cumplen con el estándar UL para luminarias bajo el archivo UL de a-emotional light



Product marking used for products being placed on the market in Great Britain (England, Scotland and Wales).

Marcado de producto utilizada para los productos que se comercializan en Gran Bretaña (Inglaterra, Escocia y Gales).



Double insulation and/or reinforced insulation in every part and without ground devices

Doble aislamiento y/o aislamiento en cada parte y sin toma de tierra



With ground devices
Con toma de tierra



Luminaire to use with tungsten halogen bulbs with own protection shield

Luminaria diseñada para usar lámparas halógenas de wolframio con pantalla de protección propia



The device is not suitable for installation on normally inflammable surface

Aparato no adaptado para la instalación en superficies normalmente inflamables



According to Americans with Disabilities Act

De acuerdo con la ley de discapacidades de los estadounidenses



Available with LED built-in technology

Disponibile con tecnología LED integrada



Available for outdoor IP64
Disponibile para exterior IP64

DALI/Switch DIM
Digital Addressable Lighting Interface

Professional standard bidirectional regulation interface for lighting equipment control
Interfaz profesional estándar de regulación bidireccional para control de equipos de iluminación

PHASE CUT
Trailing&Leading

Regulation for small installations without adding additional control wiring.
Regulación para instalaciones pequeñas sin necesidad de añadir cableado adicional de control.
PHASE CUT - 230V

0-10V & PCO
PHASE CONTROL only for 120Vac

Regulation of luminous flux between 0 and 10V (1-100%) through an analog signal.
Compatible with TRIAC (forward-phase or leading-edge), ELV (reverse-phase or trailing edge) - only at 120Vac.
Regulación de flujo lumínico entre 0 y 10V (1-100%) a través de una señal analógica.
Compatible con TRIAC (fase directa o borde de ataque), ELV (fase inversa o borde de salida).

TECHNICAL CATALOGUE
CATÁLOGO TÉCNICO

TABLE LAMPS

LÁMPARAS DE MESA

LED

Arc ref. AC02

LAMPSHADE TULIPA
Cord
Cordón

One color: white
Un color: blanco




42

SUPPORT SOPORTE
Stainless steel
Acero inoxidable

CABLE
Transparent
Transparente
L 200cm | 78,7in

LIGHT SOURCE BUILT-IN
FUENTE DE LUZ INCLUIDA

230V - 50Hz

STRIP 28W 3000K 2897lm 

120V - 60Hz

STRIP 28W 3000K 2897lm

NET WEIGHT
PESO NETO

8kg | 17,6lb



71x71x43 cm
28x28x17 in

10kg | 22lb



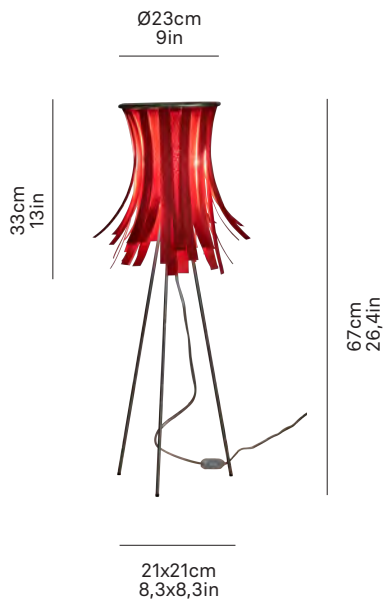
Certifications:



35cm
13,7in

85cm
33,5in

70cm
27,5in



Bety Eco ref. BECO01

LAMPSHADE TULIPA
Pressed Cellulose
Celulosa prensada

One color to choose
Un color a elegir



*pictured color: 46
*color de la fotografía: 46

SUPPORT
SOPORTE
Stainless steel
Acero inoxidable

CABLE
Transparent
Transparente
L 200cm | 78,7in

RECOMMENDED BULBS
BOMBILLAS RECOMENDADAS
230V - 50Hz

E14 LED Vintage- Max. 1x7 W

120V - 60Hz

E12 LED - Max. 1x7 W

NET WEIGHT
PESO NETO
1,5kg | 3,3lb



65x32x23 cm
25,6x12,6x9,1 in

3kg | 6,6lb



Certifications:



Blossom ref. BS02

LAMPSHADE TULIPA
Painted stainless steel
Acero inoxidable pintado

One color to choose
Un color a elegir



BL MC

Included diffuser
Incluye difusor

SUPPORT
SOPORTE
Painted steel
Acero pintado

CABLE
White
Blanco
L 200cm | 47,2in

RECOMMENDED BULBS
BOMBILLAS RECOMENDADAS
230V - 50Hz

E27 LED Vintage- Max. 1x12 W

120V - 60Hz

E26 LED - Max. 1x12 W

NET WEIGHT
PESO NETO
2,9kg | 6.6lb



32x23x65 cm
12,6x9x25,6 in

4kg | 8.8lb



Certifications:



LED

Cambo ref. CM01



LAMPSHADE TULIPA
Painted stainless steel
Acero inoxidable pintado
One color to choose
Un color a elegir



BL N

Beech wood
Madera de haya

Painted aluminum
Aluminio pintado

Built-in diffuser
Difusor incorporado

SUPPORT
SOPORTE
Steel painted in the same color as the lampshade
Acero pintado en el mismo color que la tulipa

CABLE
Black or white combined with support
(except in custom color)
Negro o blanco combinado con soporte
(excepto en custom color)

L 200cm | 47,2in

LIGHT SOURCE BUILT IN
FUENTE DE LUZ INCLUIDA
230V - 50Hz

7W 2700K 850lm built-in Dimmable

100~277V - 60Hz

7W 2700K 850lm built-in Dimmable

NET WEIGHT
PESO NETO
1,9kg | 4,3lb



84x38x28 cm
33x14,9x11 in

4,6kg | 10,1lb




Certifications:



LED

Clara ref. CL02



70cm
27,6in

82cm
32,3in

42x25cm
16,5x9,8in

LAMPSHADE TULIPA
Painted stainless steel
Acero inoxidable pintado

One color: white
Un color: blanco



BL

SUPPORT SOPORTE
Stainless steel
Acero inoxidable

CABLE
Transparent
Transparente
L 200cm | 78,7in

LIGHT SOURCE BUILT-IN
FUENTE DE LUZ INCLUIDA

230V - 50Hz

24W 2700K 2449lm built-in
upon request 3000K 2527lm



120-277V - 60Hz

24W 2700K 2449lm built-in
upon request 3000K 2527lm

NET WEIGHT
PESO NETO

4,7kg | 10,4lb



44x44x88 cm
17,3x17,3x34,6 in

10kg | 22lb



Certifications:



cULus in progress



Ø15cm
5,9in

11,5cm
4,5in

33cm
13in

Curvas ref. CV01

LAMPSHADE TULIPA
Glass
Vidrio

One color to choose
Un color a elegir



02

87



89

90

SUPPORT SOPORTE
Painted steel
and stainless steel
Acero pintado y
acero inoxidable

CABLE
Transparent or black
Transparente o
negro
L 120cm | 47,2in

RECOMMENDED BULBS
BOMBILLAS RECOMENDADAS

230V - 50Hz

E14 LED Vintage- Max. 1x7 W

120V - 60Hz

E12 LED - Max. 1x7 W

NET WEIGHT
PESO NETO

1,9kg | 4,2lb



46x24x26 cm
17,7x9,4x10,2 in

2,6kg | 5,7lb



Certifications:



UK
CA



Ø33,5cm
Ø13,2in

37cm
14,6in

Era ref. ER01

LAMPSHADE TULIPA
Hand-crafted glass
Vidrio artesanal

One color to choose
from top
Un color a elegir de
parte superior



19

25

SUPPORT SOPORTE
Steel painted in matt
black
Acero pintado en
negro mate

CABLE
Black
Negro
L 120cm | 47,2in

RECOMMENDED BULBS
BOMBILLAS RECOMENDADAS

230V - 50Hz

E27 LED Vintage- Max. 1x12 W

120V - 60Hz

E26 LED - Max. 1x12 W

NET WEIGHT
PESO NETO

5kg | 9,2lb



50x50x50 cm
20,7x20,7x20,9 in

7kg | 15,4lb



Certifications:



UK
CA

9cm
3,5in



Ø12cm
4,7in

41cm
16,1in

LED

EXT

Hipatia ref. HI01

LAMPSHADE TULIPA
Painted stainless steel
Acero inoxidable pintado

One color: white
Un color: blanco



CUSTOM COLOR

BL

Portable Portátil

Includes remote control
(reach 10m | 39,4in)
Incluye mando a distancia
(alcance 10m | 39,4in)

SUPPORT SOPORTE
Painted steel and stainless steel
Acero pintado y acero inoxidable

Functions Funciones
ON / OFF / DIMMING

Autonomy Autonomía
6h at 100%

In charge En carga
8 / 10h

CABLE

Wireless Inalámbrica
USB cable + charger included
Incluye cable USB+cargador

LIGHT SOURCE BUILT-IN
FUENTE DE LUZ INCLUIDA

230V - 50Hz



3000K 247lm built-in
Rechargeable battery
5V - 2A - 5000mAh

120V - 60Hz



3000K 247lm built-in
Rechargeable battery
5V - 2A - 5000mAh

NET WEIGHT
PESO NETO

1kg | 2,2lb



19x51x27 cm
7,4x20x10,6 in

1,4kg | 3,1lb



Certifications:



* pictured without charging base | imagen sin base de carga

17cm
6,7in




Ø 31cm
12,2in

22cm
8,7in

LAMPSHADE TULIPA
Painted stainless steel
Acero inoxidable pintado

One color to choose
Un color a elegir



BL

BE

G

T

CUSTOM COLOR

Steel gloss nickel-plated
Acero níquel-satinado

SUPPORT SOPORTE
Painted steel and stainless steel
Acero pintado y acero inoxidable

CABLE

Transparent or black
Transparente o negro
L 120cm | 47,2in

RECOMMENDED BULBS
BOMBILLAS RECOMENDADAS

230V - 50Hz

E14 LED Vintage- Max. 2x7 W

120V - 60Hz

E12 LED - Max. 2x7 W

NET WEIGHT
PESO NETO

1,6kg | 3,5lb



36x36x31 cm
14,2x14,2x12,2 in
2,5kg | 5,5lb



Certifications:



21cm
8,3in



Ø 38cm
14,9in

70cm
27,6in

LAMPSHADE TULIPA
Painted stainless steel
Acero inoxidable pintado

One color to choose
Un color a elegir



BL

BE

G

T

CUSTOM COLOR

Steel gloss nickel-plated
Acero níquel-satinado

SUPPORT SOPORTE
Stainless steel
Acero inoxidable

CABLE

Transparent or black
Transparente o negro
L 200cm | 78,7in

RECOMMENDED BULBS
BOMBILLAS RECOMENDADAS

230V - 50Hz

E14 LED Vintage- Max. 2x7 W

120V - 60Hz

E12 LED - Max. 2x7 W

NET WEIGHT
PESO NETO

2kg | 4,4lb



60x60x33 cm
23,6x23,6x13 in
4kg | 8,8lb



Certifications:





Onn ref. ON02

LAMPSHADE TULIPA
Painted stainless steel
Acero inoxidable pintado

SUPPORT SOPORTE
Stainless steel
Acero inoxidable

RECOMMENDED BULBS BOMBILLAS RECOMENDADAS
230V - 50Hz

NET WEIGHT PESO NETO
3,5kg | 7,7lb

One color to choose
Un color a elegir



CABLE
Transparent or black
Transparente o negro
L 200cm | 78,7in

E14 LED Vintage- Max. 2x7 W

120V - 60Hz

E12 LED - Max. 2x7 W



60x60x33 cm
23,6x23,6x13 in
4,5kg | 9,9lb



Certifications:



Steel gloss nickel-plated
Acero níquel-satinado

Tati ref. TA02



LAMPSHADE TULIPA
Painted stainless steel
Acero inoxidable pintado

SUPPORT SOPORTE
Stainless steel
Acero inoxidable

RECOMMENDED BULBS BOMBILLAS RECOMENDADAS
230V - 50Hz

NET WEIGHT PESO NETO
1,6kg | 3,5lb

One color to choose
Un color a elegir



CABLE
Transparent or black
Transparente o negro
L 200cm | 78,7in

E14 LED Vintage- Max. 2x7 W

120V - 60Hz

E12 LED - Max. 2x7 W



60x60x33 cm
23,6x23,6x13 in
4kg | 8,8lb

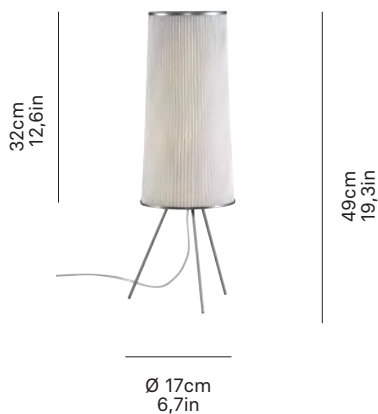


Certifications:



Steel gloss nickel-plated
Acero níquel-satinado

Ura ref. UR01



LAMPSHADE TULIPA
Painted stainless steel
Acero inoxidable pintado

SUPPORT SOPORTE
Stainless steel
Acero inoxidable

RECOMMENDED BULBS BOMBILLAS RECOMENDADAS
230V - 50Hz

NET WEIGHT PESO NETO
1kg | 2,2lb

One color to choose
Un color a elegir



CABLE
Transparent or black
Transparente o negro
L 120cm | 47,2in

E27 LED Vintage- Max. 1x12 W

120V - 60Hz

E26 LED - Max. 1x12 W



65x32x23 cm
25,5x12,6x9,1 in
1,8kg | 3,9lb



Certifications:



FLOOR LAMPS
LÁMPARAS DE PIE

Ø 143cm
56,3in



220cm
86,6in

Africa ref. AF03

LAMPSHADE TULIPA
Painted stainless steel
Acero inoxidable
pintado

RECOMMENDED BULBS
BOMBILLAS RECOMENDADAS
230V - 50Hz

NET WEIGHT
PESO NETO
60kg | 132,7lb

E27 LED Vintage- Max. 3x12 W

One color to choose
Un color a elegir



120V - 60Hz

E26 LED - Max. 3x12 W



154x153x242 cm
60,6x60,2x95,7 in
272kg | 600lb



Certifications:



SUPPORT SOPORTE
Stainless steel
and painted steel
Acero inoxidable
y acero pintado

CABLE
Transparent or black
Transparente o
negro
L 250cm | 98,4in

CUSTOM
COLOR

LED

Arc ref. AC03

LAMPSHADE TULIPA
Cord Cordon

LIGHT SOURCE BUILT-IN
FUENTE DE LUZ INCLUIDA

NET WEIGHT
PESO NETO

One color: white
Un color: blanco

230V - 50Hz

15kg | 33,1lb

STRIP 85W 3000K 6850lm
built-in



42



54x160x210 cm
21,3x63x82,7 in

100~240V - 60Hz

167kg | 368lb

STRIP 85W 3000K 6850lm built-in



SUPPORT SOPORTE
Painted steel
Acero pintado

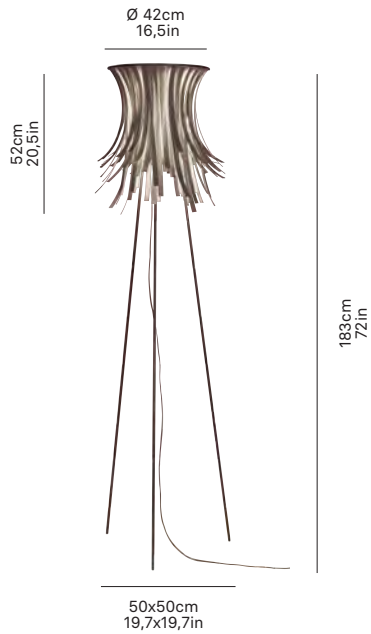
CABLE
Transparent
Transparente
L 300cm | 118,1in

Certifications:



135x60cm
53,1x23,6in

185cm
72,8in



Bety Eco ref. BECO03


LAMP SHADE TULIPA
Pressed Cellulose
Celulosa prensada

SUPPORT
SOPORTE
Stainless steel
Acero inoxidable

RECOMMENDED BULBS
BOMBILLAS RECOMENDADAS
230V - 50Hz

NET WEIGHT
PESO NETO
5,5kg | 12,1lb

One color to choose
Un color a elegir



CABLE
Transparent or black
Transparente o negro
L 250cm | 98,4in

E27 LED Vintage- Max. 1x12 W

120V - 60Hz


E26 LED - Max. 1x12 W



180x11x11 cm
70,9x4,3x4,3 in
47x47x63 cm
18,5x18,5x24,8 in
8kg | 17,6lb



Certifications:



LED Clara ref. CL03


LAMP SHADE TULIPA
Painted stainless steel
Acero inoxidable pintado

SUPPORT
SOPORTE
Painted steel and
stainless steel
Acero pintado y
acero inoxidable

LIGHT SOURCE BUILT-IN
FUENTE DE LUZ INCLUIDA

NET WEIGHT
PESO NETO
10kg | 22lb

One color: white
Un color: blanco



230V - 50Hz

35W 2700K 3367lm built-in
upon request 3000K 3474lm



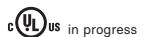
174x45x31 cm
68,5x17,7x12,2 in
15kg | 33,1lb

120-277V - 60Hz

35W 2700K 3367lm built-in
upon request 3000K 3474lm



Certifications:



Curvas ref. CV03G


LAMP SHADE TULIPA
Glass Vidrio

SUPPORT SOPORTE
Painted steel and
stainless steel
Acero pintado y
acero inoxidable

RECOMMENDED BULBS
BOMBILLAS RECOMENDADAS

NET WEIGHT
PESO NETO
12,5kg | 25,6lb

One color to choose
Un color a elegir



Dimmable
Regulable

ONLY DIMMABLE LED BULBS

230V - 50Hz

E27 LED Vintage- Max. 4x12 W



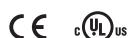
185x45x25 cm
72,8x17,7x9,8 in
47x47x63 cm
18,5x18,5x24,8 in

120V - 60Hz

E26 LED - Max. 4x12 W



Certifications:





180cm
70,9in

18x24cm | 7,1x9,4in

Ø 52cm
20,5in



100cm
39,4in

156cm
61,4in

Ø38cm
15in



40cm
15,7in



163cm
64,2in

Gea ref. GE03

LAMPSHADE TULIPA
Painted stainless steel
Acero inoxidable pintado

One color to choose
Un color a elegir



BL

BE

G

T



SUPPORT SOPORTE
Painted steel and stainless steel
Acero pintado y acero inoxidable

Dimmable
Regulable

CABLE
Transparent or black
Transparente o negro
L 350cm | 137,8in

RECOMMENDED BULBS BOMBILLAS RECOMENDADAS

ONLY DIMMABLE LED BULBS

230V - 50Hz

E27 LED Vintage- Max. 5x12 W

120V - 60Hz

E26 LED - Max. 5x12 W

NET WEIGHT PESO NETO
14,5kg | 32lb



188x44x26 cm
74x17,2x10,23 in

19kg | 41,9lb




Certifications:



Ura ref. UR03

LAMPSHADE TULIPA
Painted stainless steel
Acero inoxidable pintado

One color to choose
Un color a elegir



BL

BE

G

T



N

SUPPORT SOPORTE
Stainless steel
Acero inoxidable

Dimmable
Regulable

CABLE
Transparent or black
Transparente o negro
L 350cm | 137,8in

RECOMMENDED BULBS BOMBILLAS RECOMENDADAS

ONLY DIMMABLE LED BULBS

230V - 50Hz

E27 LED Vintage- Max. 3x12 W

120V - 60Hz

E26 LED - Max. 3x12 W

NET WEIGHT PESO NETO
7,6kg | 16,8lb



111x43x44cm
43,7x16,9x17,3 in

12,5kg | 27,6lb




Certifications:



Virginia ref. VG03A

LAMPSHADE TULIPA
Painted stainless steel
Acero inoxidable pintado

One color to choose
Un color a elegir



BL

BE

G

T



N

SUPPORT SOPORTE
Painted steel and stainless steel
Acero pintado y acero inoxidable

CABLE
Transparent
Transparente
L 250cm | 98,4in

RECOMMENDED BULBS BOMBILLAS RECOMENDADAS

230V - 50Hz

E27 LED Vintage- Max. 1x12 W

120V - 60Hz

E26 LED - Max. 1x12 W

NET WEIGHT PESO NETO
10,5kg | 23,1lb




155x11x11 cm
61x4,3x4,3 in
51x51x53 cm
20,7x20,7x20,9 in

12kg | 26,5lb



Certifications:





Virginia ref. VG03B

LAMPSHADE TULIPA
Painted stainless steel
Acero inoxidable pintado

One color to choose
Un color a elegir



SUPPORT SOPORTE
Painted steel and stainless steel
Acero pintado y acero inoxidable

CABLE
Transparent
Transparente
L 250cm | 98,4in

RECOMMENDED BULBS BOMBILLAS RECOMENDADAS
230V - 50Hz

E27 LED Vintage- Max. 1x12 W

120V - 60Hz

E26 LED - Max. 1x12 W

NET WEIGHT PESO NETO
10kg | 22lb



155x11x11 cm
61x4,3x4,3 in
44x44x40 cm
17,3x17,3x15,7 in

11,5kg | 25,3lb



Certifications:



UK CA



V ref. VV03

LAMPSHADE TULIPA
Polycarbonate
Policarbonato

One color to choose
Un color a elegir



SUPPORT SOPORTE
Painted steel
Acero pintado

CABLE
Transparent or black
Transparente o negro
L 400cm | 157,54in

RECOMMENDED BULBS BOMBILLAS RECOMENDADAS
230V - 50Hz

E27 LED Vintage- Max. 1x8 W

120V - 60Hz

E26 LED - Max. 1x8 W

NET WEIGHT PESO NETO
12kg | 26,5lb



163x42x11 cm
64,2x16,5x4,3 in
84x84x38 cm
33x33x15 in

18,8kg | 41,4lb



Certifications:



UK CA

PENDANT LAMPS

LÁMPARAS COLGANTES



80cm
31,5in

80x80cm
31,5x31,5in

LED

Aimei ref. AI04

LAMPSHADE TULIPA

Ash wood
Fresno

DIFFUSER DIFUSOR

Glass sphere
Esfera de vidrio

CANOPY FLORÓN

Steel gloss nickel-plated
Acero niquel-satinado

230V: Ø12cm | 4,7in
120V: Ø12cm | 4,7in

CABLE

Transparent
Transparente

Standard: 200cm | 78,7in
Length/largo customizable
120V: 200cm | 78,7in

LIGHT SOURCE BUILT-IN FUENTE DE LUZ INCLUIDA

230V - 50Hz

8W 2700K 960lm built-in
upon request 3000K 1067lm

Dimming system: PHASE CUT /
upon request DALI/ Switch DIM

100-277V - 60Hz

8W 2700K 960lm built-in
upon request 3000K 1067lm

Dimming system PHASE CONTROL & 0-10V
(only 120Vac TRIAC Dimmers)

NET WEIGHT PESO NETO

9,5kg | 21lb




95x95x88 cm
37,4x37,4x34,6 in
20kg | 44lb



Certifications:
CE cUL US

UK
CA




Ø 16cm
6,3in

Agasallo 1 ref. AG104

LAMPSHADE TULIPA
Painted stainless steel
Acero inoxidable pintado

One color to choose
Un color a elegir



Stainless steel painted in matt black
Acero inoxidable pintado en negro mate

CANOPY FLORÓN
Steel painted in matt black

Acero pintado en negro mate
230V: Ø8cm | 3,1in
120V: Ø12cm | 4,7in

CABLE
Black
Negro

Standard: 150cm | 59,1in
Lenght/largo customizable
120V: 200cm | 78,7in

RECOMMENDED BULBS
BOMBILLAS RECOMENDADAS

230V - 50Hz

E27 LED Vintage- Max. 1x12 W

120V - 60Hz

E26 LED - Max. 1x12 W

NET WEIGHT
PESO NETO

0,7kg | 1,5lb



46x24x25 cm
18,1x9,4x9,8 in
1,2kg | 2,6lb




Certifications:

UK
CA

EXT


Agasallo 1 ref. AG104-EXT



Ø 16cm
6,3in

LAMPSHADE TULIPA
Painted stainless steel
Acero inoxidable pintado

One color to choose
Un color a elegir



CANOPY FLORÓN
Steel and stainless steel coated with epoxy paint in black
Acero y acero inoxidable pintado en negro
Ø12cm | 4,7in

STANDARDS TESTED | NORMAS ENSAYADAS
EN 60598
EN 60529

Degree IP | Grado IP
IP64

CABLE
Black waterproof neoprene cable
H05RN-F
Cable de neopreno negro resistente al agua HR05RN-F

Standard: 150cm | 59,1in
Lenght/largo customizable

RECOMMENDED BULBS
BOMBILLAS RECOMENDADAS

220-240V ~ 50/60Hz

E27 LED Vintage - Max. 1x15 W
BULB A60 G125 G95 ST64



Only LED BULB suitable for contact with water and use in humid conditions
Solamente Bombillas LED aptas para el contacto con el agua y utilización en condiciones de humedad
not available in 120V

* Please note that for environments with a high salinity, proper maintenance of the luminaire will be necessary. We recommend cleaning it with a soft brush and remove salt, dust, or dirt deposited by moisture or wind.

*Tenga en cuenta que para ambientes con alto grado de salinidad, será necesario realizar un correcto mantenimiento de la luminaria. Recomendamos limpiar con un cepillo suave y retirar la sal, el polvo o la suciedad depositada por la humedad o el viento.

NET WEIGHT
PESO NETO

0,8kg | 1,8lb

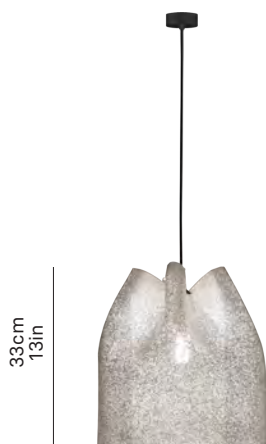


46x24x25 cm
18,1x9,4x9,8 in
1,2kg | 2,6lb



Certifications:

Agasallo 2 ref. AG204



Ø 32cm
12,6in

LAMPSHADE TULIPA
Painted stainless steel
Acero inoxidable pintado

One color to choose
Un color a elegir



Stainless steel painted in matt black
Acero inoxidable pintado en negro mate

CANOPY FLORÓN
Steel painted in matt black
Acero pintado en negro mate

230V: Ø8cm | 3,1in
120V: Ø12cm | 4,7in

CABLE
Black
Negro

Standard: 150cm | 59,1in
Lenght/largo customizable
120V: 200cm | 78,7in

RECOMMENDED BULBS
BOMBILLAS RECOMENDADAS

230V - 50Hz

E27 LED Vintage- Max. 1x12 W

120V - 60Hz

E26 LED - Max. 1x12 W

NET WEIGHT
PESO NETO

1kg | 2,2lb



44x44x40 cm
17,3x17,3x15,7 in
2,6kg | 5,7lb

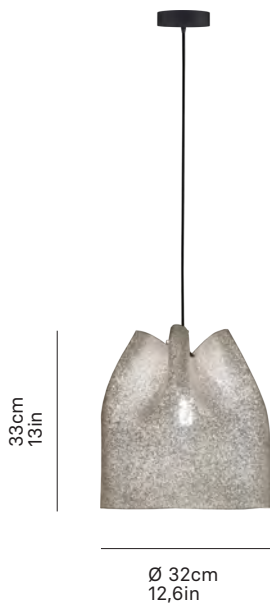


Certifications:


UK
CA

EXT

Agasallo 2 ref. AG204-EXT



LAMPSHADE TULIPA
Painted stainless steel
Acero inoxidable pintado
One color to choose
Un color a elegir



CANOPY FLORÓN
Steel and stainless steel coated with epoxy paint in black
Acero y acero inoxidable pintado en negro
Ø12cm | 4,7in

STANDARDS TESTED | NORMAS ENSAYADAS
EN 60598
EN 60529

Degree IP | Grado IP
IP64

CABLE
Black waterproof neoprene cable H05RN-F
Cable de neopreno negro resistente al agua HR05RN-F

Standard: 150cm | 59,1in
Lenght/largo customizable

RECOMMENDED BULBS BOMBILLAS RECOMENDADAS

220-240V ~ 50/60Hz

E27 LED Vintage - Max. 1x15 W
BULB A60 G125 G95 ST64

Only LED BULB suitable for contact with water and use in humid conditions
Solamente Bombillas LED aptas para el contacto con el agua y utilización en condiciones de humedad

not available in 120V
* Please note that for environments with a high salinity, proper maintenance of the luminaire will be necessary. We recommend cleaning it with a soft brush and remove salt, dust, or dirt deposited by moisture or wind.

*Tenga en cuenta que para ambientes con alto grado de salinidad, será necesario realizar un correcto mantenimiento de la luminaria. Recomendamos limpiar con un cepillo suave y retirar la sal, el polvo o la suciedad depositada por la humedad o el viento.

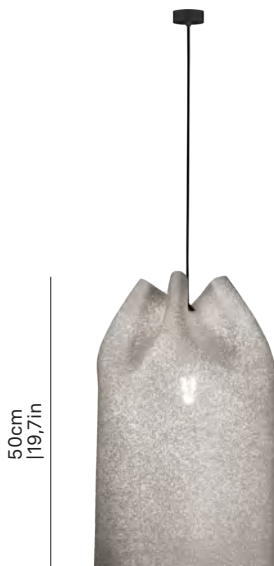
NET WEIGHT PESO NETO

1,2kg | 2,6lb


44x44x40 cm
17,3x17,3x15,7 in
2,8kg | 6,2lb

Certifications:

Agasallo 3 ref. AG304



LAMPSHADE TULIPA
Painted stainless steel
Acero inoxidable pintado
One color to choose
Un color a elegir



Stainless steel painted in matt black
Acero inoxidable pintado en negro mate

CANOPY FLORÓN
Steel painted in matt black
Acero pintado en negro mate

230V: Ø8cm | 3,1in
120V: Ø12cm | 4,7in

CABLE
Black
Negro

Standard: 150cm | 59,1in
Lenght/largo customizable
120V: 200cm | 78,7in

RECOMMENDED BULBS BOMBILLAS RECOMENDADAS

230V - 50Hz

E27 LED Vintage- Max. 1x12 W

120V - 60Hz

E26 LED - Max. 1x12 W

NET WEIGHT PESO NETO

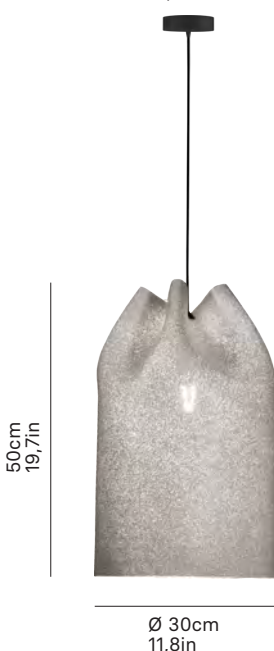
1,3kg | 2,9lb

47x47x63 cm
18,5x18,5x24,8 in
3,4kg | 7,5lb



Certifications:

EXT

Agasallo 3 ref. AG304-EXT



LAMPSHADE TULIPA
Painted stainless steel
Acero inoxidable pintado
One color to choose
Un color a elegir



CANOPY FLORÓN
Steel and stainless steel coated with epoxy paint in black
Acero y acero inoxidable pintado en negro
Ø12cm | 4,7in

STANDARDS TESTED | NORMAS ENSAYADAS
EN 60598
EN 60529

Degree IP | Grado IP
IP64

CABLE
Black waterproof neoprene cable H05RN-F
Cable de neopreno negro resistente al agua HR05RN-F

Standard: 150cm | 59,1in
Lenght/largo customizable

RECOMMENDED BULBS BOMBILLAS RECOMENDADAS

220-240V ~ 50/60Hz

E27 LED Vintage - Max. 1x15 W
BULB A60 G125 G95 ST64

Only LED BULB suitable for contact with water and use in humid conditions
Solamente Bombillas LED aptas para el contacto con el agua y utilización en condiciones de humedad

not available in 120V

* Please note that for environments with a high salinity, proper maintenance of the luminaire will be necessary. We recommend cleaning it with a soft brush and remove salt, dust, or dirt deposited by moisture or wind.

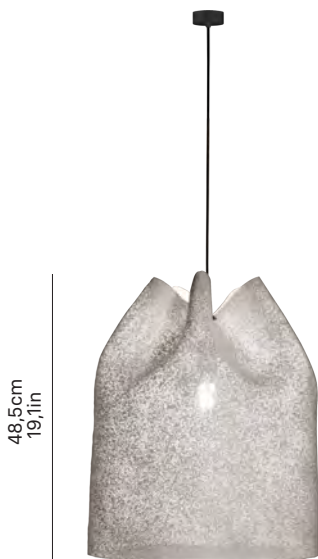
*Tenga en cuenta que para ambientes con alto grado de salinidad, será necesario realizar un correcto mantenimiento de la luminaria. Recomendamos limpiar con un cepillo suave y retirar la sal, el polvo o la suciedad depositada por la humedad o el viento.

NET WEIGHT PESO NETO

1,3kg | 3,3lb

47x47x63 cm
18,5x18,5x24,8 in
3,6kg | 7,9lb

Certifications:



Ø 40cm
15,7in

Agasallo 4 ref. AG404

LAMPSHADE TULIPA
Painted stainless steel
Acero inoxidable pintado

One color to choose
Un color a elegir



Stainless steel painted in matt black
Acero inoxidable pintado en negro mate

CANOPY FLORÓN

Steel painted in matt black
Acero pintado en negro mate
230V: Ø8cm | 3,1in
120V: Ø12cm | 4,7in

CABLE
Black
Negro

Standard: 150cm | 59,1in
Lenght/largo customizable
120V: 200cm | 78,7in

RECOMMENDED BULBS
BOMBILLAS RECOMENDADAS

230V - 50Hz

E27 LED Vintage- Max. 1x12 W

120V - 60Hz

E26 LED - Max. 1x12 W

NET WEIGHT
PESO NETO

1,5kg | 3,3lb



51x51x53 cm
20x20x20,9 in
3,7kg | 8,2lb



Certifications:




EXT

Agasallo 4 ref. AG404-EXT

LAMPSHADE TULIPA
Painted stainless steel
Acero inoxidable pintado

One color to choose
Un color a elegir



Stainless steel coated with epoxy paint in black
Acero y acero inoxidable pintado en negro
Ø12cm | 4,7in

STANDARDS

TESTED | NORMAS ENSAYADAS
EN 60598
EN 60529

Degree IP | Grado IP
IP64

CABLE
Black waterproof neoprene cable
H05RN-F
Cable de neopreno negro resistente al agua HR05RN-F

Standard: 150cm | 59,1in
Lenght/largo customizable

RECOMMENDED BULBS
BOMBILLAS RECOMENDADAS

220-240V ~ 50/60Hz

E27 LED Vintage - Max. 1x15 W
BULB A60 G125 G95 ST64

Only LED BULB suitable for contact with water and use in humid conditions
Solamente Bombillas LED aptas para el contacto con el agua y utilización en condiciones de humedad

not available in 120V

NET WEIGHT
PESO NETO

1,7kg | 3,7lb



51x51x53 cm
20x20x20,9 in
3,9kg | 8,6lb

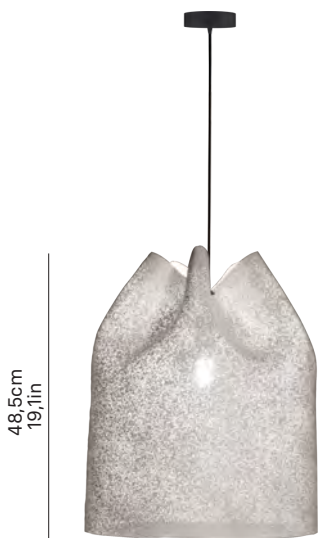


Certifications:



* Please note that for environments with a high salinity, proper maintenance of the luminaire will be necessary. We recommend cleaning it with a soft brush and remove salt, dust, or dirt deposited by moisture or wind.

*Tenga en cuenta que para ambientes con alto grado de salinidad, será necesario realizar un correcto mantenimiento de la luminaria. Recomendamos limpiar con un cepillo suave y retirar la sal, el polvo o la suciedad depositada por la humedad o el viento.



Ø 40cm
15,7in

LED

Anel ref. AN04

LAMPSHADE TULIPA
Painted stainless steel
Acero inoxidable pintado

One color | Un color



Painted steel
Acero pintado

Difusser included
Incluye difusor

20cm | 7,9in

CANOPY FLORÓN

Steel painted in matt white
Acero pintado en blanco mate
230V: Ø8cm | 3,1in
120V: Ø12cm | 4,7in

CABLE
220V: White | Blanco
110V: Transparent

Standard: 150cm | 59,1in
Lenght/largo customizable
120V: 200cm | 78,7in

LIGHT SOURCE BUILT-IN
FUENTE DE LUZ INCLUIDA

230V - 50Hz

STRIP 30W 2700K 3540lm built-in
Dimming system: PHASE CUT

100~277V - 60Hz

STRIP 30W 2700K 3540lm built-in
Dimming system 0-10V

NET WEIGHT
PESO NETO

8kg | 17,6lb




73x73x31 cm
28,7x28,7x12,1 in
11kg | 24,2lb



Certifications:



Ø 60cm
23,6in



Ø 60cm
23,6in

LED

Anel ref. AN05

LAMPSHADE TULIPA
Painted stainless steel
Acero inoxidable pintado

One color | Un color



BL

Difusser included
Incluye difusor

SUPPORT SOPORTE
Painted steel
Acero pintado

LIGHT SOURCE BUILT-IN
FUENTE DE LUZ INCLUIDA

230V - 50Hz

STRIP 30W 2700K 3540lm built-in

Dimming system: PHASE CUT

100-277V - 60Hz

STRIP 30W 2700K 3540lm built-in

Dimming system 0-10V

NET WEIGHT
PESO NETO

8 kg | 17,6lb



73x73x31 cm
28,7x28,7x12,1 in
11 kg | 24,2lb



Certifications:
CE cUL US

UK
CA

Ballet Plié ref. BAPI04




25cm
9,8in

73x60cm
28,7x23,6in

LAMPSHADE TULIPA
Painted stainless steel
Acero inoxidable pintado

One color to choose
Un color a elegir



BL

BE

G

T



Stainless steel
Acero inoxidable

CANOPY FLORÓN
Steel gloss nickel-plated
Acero niquel-satinado

230V: Ø8cm | 3,1in
120V: Ø12cm | 4,7in

CABLE
Transparent or black
Transparente o negro

Standard: 150cm |

59,1in
Lenght/largo customizable
120V: 200cm | 78,7in

RECOMMENDED BULBS
BOMBILLAS RECOMENDADAS

230V - 50Hz

E27 LED Vintage- Max. 1x12 W

120V - 60Hz

E26 LED - Max. 1x12 W

NET WEIGHT
PESO NETO

1,2kg | 2,6lb



60x60x33 cm
23,6x23,6x13 in
3,6kg | 7,2lb



Certifications:
CE cUL US

UK
CA

LED

Ballet Plié ref. BAPI04-LD LED / DIMMABLE




25cm
9,8in

73x60cm
28,7x23,6in

LAMPSHADE TULIPA
Painted stainless steel
Acero inoxidable pintado

One color to choose
Un color a elegir



BL

BE

G

T



Stainless steel
Acero inoxidable

Inside diffuser
Difusor interior

CANOPY FLORÓN
Steel gloss nickel-plated
Acero niquel-satinado

230V: Ø12cm | 4,7in
120V: Ø12cm | 4,7in

CABLE
Transparent or black
Transparente o negro

Standard: 150cm |

59,1in
Lenght/largo customizable
120V: 200cm | 78,7in

LIGHT SOURCE BUILT-IN
FUENTE DE LUZ INCLUIDA

230V - 50Hz

17W 2700K 1645lm built-in

upon request 3000K 1776lm

Dimming system: PHASE CUT /
upon request DALI/ Switch DIM

100-277V - 60Hz

17W 2700K 1645lm built-in

upon request 3000K 1776lm

Dimming system PHASE CONTROL & 0-10V
(only 120Vac TRIAC Dimmers)

NET WEIGHT
PESO NETO

2,1kg | 4,6lb



60x60x33 cm
23,6x23,6x13 in
4,3kg | 9,7lb



Certifications:
CE cUL US

UK
CA

EXT

Ballet Plié ref. BAPI04-EXT



LAMPSHADE TULIPA
Painted stainless steel
Acero inoxidable pintado
One color to choose
Un color a elegir



CUSTOM COLOR

CANOPY FLORÓN
Steel and stainless steel
coated with epoxy paint in black
Acero y acero inoxidable pintado en negro

Ø12cm | 4,7in

STANDARDS TESTED | NORMAS ENSAYADAS
EN 60598
EN 60529

Degree IP | Grado IP
IP64

CABLE
Black waterproof neoprene cable
H05RN-F
Cable de neopreno negro resistente al agua HR05RN-F

Standard: 150cm | 59,1in
Lenght/largo customizable

RECOMMENDED BULBS BOMBILLAS RECOMENDADAS
220-240V ~ 50/60Hz

E27 LED Vintage - Max. 1x15 W
BULB A60 G125 G95 ST64

Only LED BULB suitable for contact with water and use in humid conditions
Solamente Bombillas LED aptas para el contacto con el agua y utilización en condiciones de humedad
not available in 120V

* Please note that for environments with a high salinity, proper maintenance of the luminaire will be necessary. We recommend cleaning it with a soft brush and remove salt, dust, or dirt deposited by moisture or wind.

**Tenga en cuenta que para ambientes con alto grado de salinidad, será necesario realizar un correcto mantenimiento de la luminaria. Recomendamos limpiar con un cepillo suave y retirar la sal, el polvo o la suciedad depositada por la humedad o el viento.

NET WEIGHT PESO NETO
2,1kg | 4,6lb



60x60x33 cm
23,6x23,6x13 in
4,3kg | 9,7lb



Certifications:
CE UK CA

Ballet Relevé ref. BARE04



LAMPSHADE TULIPA
Painted stainless steel
Acero inoxidable pintado
One color to choose
Un color a elegir



CUSTOM COLOR

Stainless steel
Acero inoxidable

CANOPY FLORÓN
Steel gloss nickel-plated
Acero niquel-satinado

230V: Ø8cm | 3,1in
120V: Ø12cm | 4,7in

CABLE
Transparent or black
Transparente o negro
Standard: 150cm | 59,1in
Lenght/largo customizable
120V: 200cm | 78,7in

RECOMMENDED BULBS BOMBILLAS RECOMENDADAS
230V - 50Hz

E27 LED Vintage- Max. 1x12 W

120V - 60Hz

E26 LED - Max. 1x12 W

NET WEIGHT PESO NETO
1kg | 2,2lb



44x44x40 cm
17,3x17,3x15,7 in
2kg | 4,6lb



Certifications:
CE cUL us
UK CA

LED

Ballet Relevé ref. BARE04-LD LED / DIMMABLE



LAMPSHADE TULIPA
Painted stainless steel
Acero inoxidable pintado
One color to choose
Un color a elegir



CUSTOM COLOR

Stainless steel
Acero inoxidable

Bottom diffuser
Difusor inferior

CANOPY FLORÓN
Steel gloss nickel-plated
Acero niquel-satinado

230V: Ø12cm | 4,7in
120V: Ø12cm | 4,7in

CABLE
Transparent or black
Transparente o negro
Standard: 150cm | 59,1in
Lenght/largo customizable
120V: 200cm | 78,7in

LIGHT SOURCE BUILT-IN FUENTE DE LUZ INCLUIDA

230V - 50Hz

17W 2700K 1645lm built-in
upon request 3000K 1776lm
Dimming system: PHASE CUT /
upon request DALI/ Switch DIM

100~277V - 60Hz

17W 2700K 1645lm built-in
upon request 3000K 1776lm

Dimming system PHASE CONTROL & 0-10V
(only 120Vac TRIAC Dimmers)

NET WEIGHT PESO NETO
1,7kg | 3,7lb



44x44x40 cm
17,3x17,3x15,7 in
2,8kg | 6,3lb



Certifications:
CE cUL us
UK CA

EXT

Ballet Relevé ref. BARE04-EXT



LAMPSHADE TULIPA
Painted stainless steel
Acero inoxidable pintado
One color to choose
Un color a elegir



CUSTOM COLOR

CANOPY FLORÓN
Steel and stainless steel
coated with epoxy paint in black
Acero y acero inoxidable pintado en negro

Ø12cm | 4,7in

STANDARDS TESTED | NORMAS ENSAYADAS
EN 60598
EN 60529

Degree IP | Grado IP
IP64

CABLE
Black waterproof neoprene cable
H05RN-F
Cable de neopreno negro resistente al agua HR05RN-F

Standard: 150cm | 59,1in
Lenght/largo customizable

RECOMMENDED BULBS BOMBILLAS RECOMENDADAS
220-240V ~ 50/60Hz

E27 LED Vintage - Max. 1x15 W
BULB A60 G125 G95 ST64

Only LED BULB suitable for contact with water and use in humid conditions
Solamente Bombillas LED aptas para el contacto con el agua y utilización en condiciones de humedad
not available in 120V

* Please note that for environments with a high salinity proper maintenance of the luminaire will be necessary. We recommend cleaning it with a soft brush and remove salt, dust, or dirt deposited by moisture or wind.

*Tenga en cuenta que para ambientes con alto grado de salinidad, será necesario realizar un correcto mantenimiento de la luminaria. Recomendamos limpiar con un cepillo suave y retirar la sal, el polvo o la suciedad depositada por la humedad o el viento.

NET WEIGHT PESO NETO
1,7kg | 3,7lb



44x44x40 cm
17,3x17,3x15,7 in
2,8kg | 6,3lb



Certifications:

Ballet Elancé ref. BALA04



LAMPSHADE TULIPA
Painted stainless steel
Acero inoxidable pintado

One color to choose
Un color a elegir



CUSTOM COLOR

Stainless steel
Acero inoxidable

CANOPY FLORÓN
Steel gloss nickel-plated
Acero niquel-satinado

230V: Ø8cm | 3,1in
120V: Ø12cm | 4,7in

CABLE
Transparent or black
Transparente o negro
Standard: 150cm | 59,1in
Lenght/largo customizable
120V: 200cm | 78,7in

RECOMMENDED BULBS BOMBILLAS RECOMENDADAS
230V - 50Hz

E27 LED Vintage- Max. 1x12 W

120V - 60Hz

E26 LED - Max. 1x12 W

NET WEIGHT PESO NETO
1,1kg | 2,4lb



44x44x40 cm
17,3x17,3x15,7 in
2,4kg | 5,3lb



Certifications:

LED

Ballet Elancé ref. BALA04-LD LED / DIMMABLE



LAMPSHADE TULIPA
Painted stainless steel
Acero inoxidable pintado

One color to choose
Un color a elegir



CUSTOM COLOR

Stainless steel
Acero inoxidable

Inside diffuser
Difusor interior

CANOPY FLORÓN
Steel gloss nickel-plated
Acero niquel-satinado

230V: Ø12cm | 4,7in
120V: Ø12cm | 4,7in

CABLE
Transparent or black
Transparente o negro
Standard: 150cm | 59,1in
Lenght/largo customizable
120V: 200cm | 78,7in

LIGHT SOURCE BUILT-IN FUENTE DE LUZ INCLUIDA

230V - 50Hz

17W 2700K 1645lm built-in
upon request 3000K 1776lm



Dimming system: PHASE CUT
upon request DALI/ Switch DIM

100-277V - 60Hz

17W 2700K 1645lm built-in
upon request 3000K 1776lm

Dimming system PHASE CONTROL & 0-10V
(only 120Vac TRIAC Dimmers)

NET WEIGHT PESO NETO
1,9kg | 4,2lb



44x44x40 cm
17,3x17,3x15,7 in
3,2kg | 7lb




Certifications:

EXT

Ballet Elancé ref. BALA04-EXT

42cm
16,5in47x36cm
18,5x14,2in

LAMPSHADE TULIPA
Painted stainless steel
Acero inoxidable
pintado
One color to choose
Un color a elegir

CUSTOM
COLOR

CANOPY FLORÓN
Steel and stainless
steel
coated with epoxy
paint in black
Acero y acero
inoxidable
pintado en negro

Ø12cm | 4,7in

STANDARDS
TESTED | NORMAS
ENSAYADAS
EN 60598
EN 60529

Degree IP | Grado IP
IP64

CABLE
Black waterproof
neoprene cable
H05RN-F
Cable de neopreno
negro resistente al
agua HR05RN-F

Standard: 150cm | 59,1in
Lenght/largo
customizable

RECOMMENDED BULBS
BOMBILLAS RECOMENDADAS

220-240V ~ 50/60Hz

E27 LED Vintage - Max. 1x15 W
BULB A60 G125 G95 ST64

Only LED BULB suitable for contact
with water and use in humid
conditions
Solamente Bombillas LED aptas
para el contacto con el agua y
utilización en condiciones de
humedad
not available in 120V

* Please note that for environments with a high
salinity, proper maintenance of the luminaire will be
necessary. We recommend cleaning it with a soft
brush and remove salt, dust, or dirt deposited by
moisture or wind.

*Tenga en cuenta que para ambientes con alto grado
de salinidad, será necesario realizar un correcto
mantenimiento de la luminaria. Recomendamos
limpiar con un cepillo suave y retirar la sal, el polvo
o la suciedad depositada por la humedad o el viento.

NET WEIGHT
PESO NETO
1,9kg | 4,2lb

44x44x40 cm
17,3x17,3x15,7 in

3,2kg | 7lb



Certifications:

Bety Eco ref. BECO04

52cm
20,5inØ 42cm
16,5in

LAMPSHADE TULIPA
Pressed Cellulose
Celulosa prensada

One color to choose
Un color a elegir

*pictured color: 42
*color de la fotografía: 42

CANOPY FLORÓN
Steel gloss nickel-
plated
Acero niquel-satinado

230V: Ø8cm | 3,1in
120V: Ø12cm | 4,7in

CABLE
Transparent or black
Transparente o
negro
Standard: 150cm |
59,1in
Lenght/largo
customizable
120V: 200cm | 78,7in

RECOMMENDED BULBS
BOMBILLAS RECOMENDADAS

230V - 50Hz

E27 LED Vintage- Max. 1x12 W

120V - 60Hz

E26 LED - Max. 1x12 W

NET WEIGHT
PESO NETO
2,1kg | 4,6lb

47x47x63 cm
18,5x18,5x24,8 in

3kg | 6,6lb



Certifications:

UK
CA

LED

Bety Eco ref. BECO04-LD LED / DIMMABLE

52cm |
20,5inØ 42cm |
16,5in

LAMPSHADE TULIPA
Pressed Cellulose
Celulosa prensada

One color to choose
Un color a elegir

*pictured color: 42
*color de la fotografía: 42

CANOPY FLORÓN
Steel gloss nickel-
plated
Acero niquel-satinado

230V: Ø12cm | 4,7in
120V: Ø12cm | 4,7in

CABLE
Transparent or black
Transparente o
negro
Standard: 150cm |
59,1in
Lenght/largo
customizable
120V: 200cm | 78,7in

LIGHT SOURCE BUILT-IN
FUENTE DE LUZ INCLUIDA

230V - 50Hz

17W 2700K 1645lm built-in

upon request 3000K 1776lm

Dimming system: PHASE CUT

upon request DALI/ Switch DIM

100-277V - 60Hz

17W 2700K 1645lm built-in

upon request 3000K 1776lm

Dimming system PHASE CONTROL & 0-10V
(only 120Vac TRIAC Dimmers)

NET WEIGHT
PESO NETO
2,5kg | 5,5lb

47x47x63 cm
18,5x18,5x24,8 in

4kg | 8,8lb



Certifications:

UK
CA

Blum ref. BL04

LAMPSHADE TULIPA
Painted stainless steel
thread
Hilo de acero
inoxidable pintado

One color : white
Un color: blanco



B

CANOPY FLORÓN
Steel gloss nickel-
plated
Acero niquel-satinado

230V: Ø8cm | 3,1in
120V: Ø12cm | 4,7in

CABLE
Transparent or black
Transparente o
negro

Standard: 150cm |
59,1in
Lenght/largo
customizable
120V: 200cm | 78,7in

RECOMMENDED BULBS
BOMBILLAS RECOMENDADAS

230V - 50Hz

E27 LED Vintage- Max. 1x12 W

E27 LED Standard- Max. 1x12 W

120V - 60Hz

E26 LED - Max. 1x12 W

NET WEIGHT
PESO NETO

1,3kg | 2,9lb



44x44x40 cm
17,3x17,3x15,7 in
2,7kg | 5,1lb



Certifications:


**UK
CA**



Cabana ref. CB04

LAMPSHADE TULIPA
3D Knit | Punto 3D

One color to choose
Un color a elegir



Painted aluminium
Aluminio pintado

CANOPY FLORÓN
Steel painted in matt
black
Acero pintado en
negro mate

230V: Ø8cm | 3,1in
120V: Ø12cm | 4,7in

CABLE
Black
Negro
Standard: 150cm |

59,1in
Lenght/largo
customizable
120V: 200cm | 78,7in

RECOMMENDED BULBS
BOMBILLAS RECOMENDADAS

230V - 50Hz

E27 LED Opal- Max. 1x12 W
1521 lm recommended bulb

120V - 60Hz

E26 LED Opal - Max. 1x12 W
1521 lm recommended bulb

NET WEIGHT
PESO NETO

1,5kg | 3,3b



71x71x16 cm
28x28x6,3 in
2,5kg | 5,5lb



Certifications:

**UK
CA**



Cabana ref. CB04G

LAMPSHADE TULIPA
3D Knit | Punto 3D

One color to choose
Un color a elegir



Painted aluminium
Aluminio pintado

CANOPY FLORÓN
Steel painted in matt
black
Acero pintado en
negro mate

230V: Ø8cm | 3,1in
120V: Ø12cm | 4,7in

CABLE
Black
Negro
Standard: 150cm |

59,1in
Lenght/largo
customizable
120V: 200cm | 78,7in

RECOMMENDED BULBS
BOMBILLAS RECOMENDADAS

230V - 50Hz

E27 LED Opal- Max. 3x12 W
1521 lm recommended bulbs

120V - 60Hz

E26 LED Opal - Max. 3x12 W
1521 lm recommended bulbs

NET WEIGHT
PESO NETO

3,5kg | 7,7lb



102x102x17 cm
40,1x40,1x6,7 in

6,6kg | 14,5lb



Certifications:

**UK
CA**






LED

Cambo ref. CM104

LAMPSHADE TULIPA
Painted stainless steel
Acero inoxidable pintado
One color to choose
Un color a elegir



Beech wood
Madera de haya

Painted aluminum
Aluminio pintado

Built-in diffuser
Difusor incorporado

CANOPY FLORÓN
Steel painted in mat black
Acero pintado en negro mate

230V: Ø12cm | 4,7in
120V: Ø12cm | 4,7in

CABLE
Black
Negro

Standard: 150cm | 59,1in
Length/largo customizable
120V: 200cm | 78,7in

LIGHT SOURCE BUILT IN
FUENTE DE LUZ INCLUIDA
230V - 50Hz

7W 2700K 850lm built-in

Dimming system: PHASE CUT

100~277V - 60Hz

7W 2700K 850lm built-in

Dimming system: PHASE CONTROL & O-10V
(only 120Vac TRIAC Dimmers)

NET WEIGHT
PESO NETO
1,2kg | 2,1lb



64x39x28 cm
25,2x15,3x11 in
2,8kg | 6,3lb



Certifications:


UK CA



LED

Cambo ref. CM104G

LAMPSHADE TULIPA
Painted stainless steel
Acero inoxidable pintado
One color to choose
Un color a elegir



Beech wood
Madera de haya

Painted aluminum
Aluminio pintado

Built-in diffuser
Difusor incorporado

CANOPY FLORÓN
Steel painted in matt black
Acero pintado en negro mate

230V: Ø12cm | 4,7in
120V: Ø12cm | 4,7in

CABLE
Black
Negro

Standard: 150cm | 59,1in
Length/largo customizable
120V: 200cm | 78,7in

LIGHT SOURCE BUILT IN
FUENTE DE LUZ INCLUIDA
230V - 50Hz

7W 2700K 850lm built-in

Dimming system: PHASE CUT

100~277V - 60Hz

7W 2700K 850lm built-in

Dimming system: PHASE CONTROL & O-10V
(only 120Vac TRIAC Dimmers)

NET WEIGHT
PESO NETO
1,4kg | 3,1lb



84x39x28 cm
33,1x15,3x11 in
2,9kg | 6,6lb



Certifications:


UK CA



LED

Cambo ref. CM304

LAMPSHADE TULIPA
Painted stainless steel
Acero inoxidable pintado
One color to choose
Un color a elegir



Beech wood
Madera de haya

Painted aluminum
Aluminio pintado

Built-in diffuser
Difusor incorporado

CANOPY FLORÓN
Steel painted in matt black
Acero pintado en negro mate

230V: Ø12cm | 4,7in
120V: Ø12cm | 4,7in

CABLE
Black
Negro

Standard: 150cm | 59,1in
Length/largo customizable
120V: 200cm | 78,7in

LIGHT SOURCE BUILT IN
FUENTE DE LUZ INCLUIDA
230V - 50Hz

7W 2700K 850lm built-in

Dimming system: PHASE CUT

100~277V - 60Hz

7W 2700K 850lm built-in

Dimming system: PHASE CONTROL & O-10V
(only 120Vac TRIAC Dimmers)

NET WEIGHT
PESO NETO
1,4kg | 3,1lb



84x39x28 cm
33,1x15,3x11 in
2,9kg | 6,6lb




Certifications:

UK CA



Cambo ref. CM304G

LAMPSHADE TULIPA
Painted stainless steel
Acero inoxidable pintado
One color to choose
Un color a elegir



Beech wood
Madera de haya

Painted aluminum
Aluminio pintado

Built-in diffuser
Difusor incorporado

CANOPY FLORÓN
Steel painted in matt black
Acero pintado en negro mate

230V: Ø12cm | 4,7in
120V: Ø12cm | 4,7in

CABLE
Black
Negro

Standard: 150cm | 59,1in
Length/largo customizable
120V: 200cm | 78,7in

LIGHT SOURCE BUILT IN
FUENTE DE LUZ INCLUIDA

230V - 50Hz

7W 2700K 850lm built-in

Dimming system: PHASE CUT

100~277V - 60Hz

7W 2700K 850lm built-in

Dimming system: PHASE CONTROL & 0-10V
(only 120Vac TRIAC Dimmers)

NET WEIGHT
PESO NETO

1,4kg | 3,1lb



84x39x28 cm
33,1x15,3x11 in
2,9kg | 6,6lb



Certifications:

UK CA

75cm
29,5in

26cm
10,2in

Caos ref. CA04A

LAMPSHADE TULIPA
Cord
Cordón

One color to choose
Un color a elegir



Stainless steel
Acero inoxidable

CANOPY FLORÓN
Steel gloss nickel-plated
Acero niquel-satinado

230V: Ø8cm | 3,1in
120V: Ø12cm | 4,7in

CABLE
Transparent or black
Transparente o negro

Standard: 150cm | 59,1in
Length/largo customizable
120V: 200cm | 78,7in

RECOMMENDED BULBS
BOMBILLAS RECOMENDADAS

230V - 50Hz

E27 LED Vintage- Max. 1x12 W

120V - 60Hz

E26 LED - Max. 1x12 W

NET WEIGHT
PESO NETO

1,1kg | 2,4lb



44x44x40 cm
17,3x17,3x15,7 in
1,5kg | 3,3lb



Certifications:

UK CA

35cm
13,8in

Ø 35cm
13,8in




Caos ref. CA04A-LD

LED / DIMMABLE

LAMPSHADE TULIPA
Cord
Cordón

One color to choose
Un color a elegir



Stainless steel
Acero inoxidable

Bottom diffuser
Difusor inferior

CANOPY FLORÓN
Steel gloss nickel-plated
Acero niquel-satinado

230V: Ø12cm | 4,7in
120V: Ø12cm | 4,7in

CABLE
Transparent or black
Transparente o negro

Standard: 150cm | 59,1in
Length/largo customizable
120V: 200cm | 78,7in

LIGHT SOURCE BUILT-IN
FUENTE DE LUZ INCLUIDA

230V - 50Hz

17W 2700K 1645lm built-in
upon request 3000K 1776lm

Dimming system: PHASE CUT /
upon request DALI/ Switch DIM

100~277V - 60Hz

17W 2700K 1645lm built-in
upon request 3000K 1776lm

Dimming system PHASE CONTROL & 0-10V
(only 120Vac TRIAC Dimmers)

NET WEIGHT
PESO NETO

1,8kg | 4lb



44x44x40 cm
17,3x17,3x15,7 in
2kg | 4,6lb



Certifications:

UK CA

35cm
13,8in

Ø 35cm
13,8in

Caos ref. CA04B



LAMPSHADE TULIPA
Cord
Cordón

One color to choose
Un color a elegir



Stainless steel
Acero inoxidable

CANOPY FLORÓN
Steel gloss nickel-plated
Acero níquel-satinado

230V: Ø8cm | 3,1in
120V: Ø12cm | 4,7in

CABLE
Transparent or black
Transparente o negro

Standard: 150cm |

59,1in
Lenght/largo
customizable
120V: 200cm | 78,7in

RECOMMENDED BULBS
BOMBILLAS RECOMENDADAS

230V - 50Hz

E27 LED Vintage- Max. 1x12 W

120V - 60Hz

E26 LED - Max. 1x12 W

NET WEIGHT
PESO NETO

1,1kg | 2,4lb



36x36x31 cm
14,2x14,2x12,2 in
1,5kg | 3,3lb



Certifications:

**UK
CA**

LED

Caos ref. CA04B-LD

LED / DIMMABLE



LAMPSHADE TULIPA
Cord
Cordón

One color to choose
Un color a elegir



Stainless steel
Acero inoxidable

Bottom diffuser
Difusor inferior

CANOPY FLORÓN
Steel gloss nickel-plated
Acero níquel-satinado

230V: Ø12cm | 4,7in
120V: Ø12cm | 4,7in

CABLE
Transparent or black
Transparente o negro

Standard: 150cm |

59,1in
Lenght/largo
customizable
120V: 200cm | 78,7in

LIGHT SOURCE BUILT-IN
FUENTE DE LUZ INCLUIDA

230V - 50Hz

17W 2700K 1645lm built-in

upon request 3000K 1776lm

Dimming system: PHASE CUT /
upon request DALI/ Switch DIM



100-277V - 60Hz

17W 2700K 1645lm built-in

upon request 3000K 1776lm

Dimming system PHASE CONTROL & 0-10V
(only 120Vac TRIAC Dimmers)

NET WEIGHT
PESO NETO

1,7kg | 3,7lb



36x36x31 cm
14,2x14,2x12,2 in
2kg | 4,6lb



Certifications:

**UK
CA**

Caos ref. CA04AG



LAMPSHADE TULIPA
Cord
Cordón

One color to choose
Un color a elegir



Stainless steel
Acero inoxidable

CANOPY FLORÓN
Steel gloss nickel-plated
Acero níquel-satinado

230V: Ø8cm | 3,1in
120V: Ø12cm | 4,7in

CABLE
Transparent or black
Transparente o negro

Standard: 150cm |

59,1in
Lenght/largo
customizable
120V: 200cm | 78,7in

RECOMMENDED BULBS
BOMBILLAS RECOMENDADAS

230V - 50Hz

E27 LED Vintage- Max. 1x12 W

120V - 60Hz

E26 LED - Max. 1x12 W

NET WEIGHT
PESO NETO

1,7kg | 3,7lb



51x51x53 cm
20x20x20,9 in
3,8kg | 8,6lb



Certifications:

**UK
CA**

LED

Caos ref. CA04AG-LD

LED / DIMMABLE



LAMPSHADE TULIPA

Cord
Cordón

One color to choose
Un color a elegir



Stainless steel
Acero inoxidable

Bottom diffuser
Difusor inferior

CANOPY FLORÓN

Steel gloss nickel-plated
Acero niquel-satinado

230V: Ø12cm | 4,7in
120V: Ø12cm | 4,7in

CABLE

Transparent or black
Transparente o negro

Standard: 150cm |

59,1in

Length/largo customizable
120V: 200cm | 78,7in

LIGHT SOURCE BUILT-IN FUENTE DE LUZ INCLUIDA

230V - 50Hz

17W 2700K 1645lm built-in
upon request 3000K 1776lm

Dimming system: PHASE CUT /
upon request DALI/ Switch DIM



100-277V - 60Hz

17W 2700K 1645lm built-in
upon request 3000K 1776lm

Dimming system PHASE CONTROL & 0-10V
(only 120Vac TRIAC Dimmers)

NET WEIGHT PESO NETO

2,3kg | 5,1lb



51x51x53 cm
20x20x20,9 in

4kg | 8,8lb



Certifications:
CE cUL US

UK
CA


Coral Cay ref. COCY04



LAMPSHADE TULIPA

Painted stainless steel
Acero inoxidable pintado

One color to choose
Un color a elegir



Stainless steel
Acero inoxidable

CANOPY FLORÓN

Steel gloss nickel-plated
Acero niquel-satinado

230V: Ø8cm | 3,1in
120V: Ø12cm | 4,7in

CABLE

Transparent or black
Transparente o negro

Standard: 150cm | 59,1in
Length/largo customizable
120V: 200cm | 78,7in

RECOMMENDED BULBS BOMBILLAS RECOMENDADAS

230V - 50Hz

E27 LED Vintage- Max. 1x12 W



120V - 60Hz

E26 LED - Max. 1x12 W



NET WEIGHT PESO NETO

1,1kg | 2,4lb



36x36x31 cm
14,2x14,2x12,2 in
1,6kg | 3,4lb



Certifications:
CE cUL US

UK
CA

LED

Coral Cay ref. COCY04-LD


LED / DIMMABLE



LAMPSHADE TULIPA

Painted stainless steel
Acero inoxidable pintado

One color to choose
Un color a elegir



Stainless steel
Acero inoxidable

Bottom diffuser
Difusor inferior

CANOPY FLORÓN

Steel gloss nickel-plated
Acero niquel-satinado

230V: Ø12cm | 4,7in
120V: Ø12cm | 4,7in

CABLE

Transparent or black
Transparente o negro

Standard: 150cm |
59,1in
Length/largo customizable
120V: 200cm | 78,7in

LIGHT SOURCE BUILT-IN FUENTE DE LUZ INCLUIDA

230V - 50Hz

17W 2700K 1645lm built-in
upon request 3000K 1776lm

Dimming system: PHASE CUT /
upon request DALI/ Switch DIM



100-277V - 60Hz

17W 2700K 1645lm built-in
upon request 3000K 1776lm

Dimming system PHASE CONTROL & 0-10V
(only 120Vac TRIAC Dimmers)

NET WEIGHT PESO NETO

1,3kg | 2,9lb



36x36x31 cm
14,2x14,2x12,2 in
2,1kg | 4,1lb



Certifications:
CE cUL US

UK
CA

Coral Galaxea ref. COGA04



LAMPSHADE TULIPA
Painted stainless steel
Acero inoxidable pintado

One color to choose
Un color a elegir



Stainless steel
Acero inoxidable

CANOPY FLORÓN
Steel gloss nickel-plated
Acero niquel-satinado

230V: Ø8cm | 3,1in
120V: Ø12cm | 4,7in

CABLE
Transparent or black
Transparente o negro

Standard: 150cm | 59,1in
Lenght/largo customizable
120V: 200cm | 78,7in

RECOMMENDED BULBS
BOMBILLAS RECOMENDADAS

230V - 50Hz

E27 LED Vintage- Max. 1x12 W

120V - 60Hz

E26 LED - Max. 1x12 W

NET WEIGHT
PESO NETO

1,2kg | 2,6lb



36x36x31 cm
14,2x14,2x12,2 in
1,7kg | 3,7lb



Certifications:



LED

Coral Galaxea ref. COGA04-LD LED / DIMMABLE



LAMPSHADE TULIPA
Painted stainless steel
Acero inoxidable pintado

One color to choose
Un color a elegir



Stainless steel
Acero inoxidable

Bottom diffuser
Difusor inferior

CANOPY FLORÓN
Steel gloss nickel-plated
Acero niquel-satinado

230V: Ø12cm | 4,7in
120V: Ø12cm | 4,7in

CABLE
Transparent or black
Transparente o negro

Standard: 150cm | 59,1in
Lenght/largo customizable
120V: 200cm | 78,7in

LIGHT SOURCE BUILT-IN
FUENTE DE LUZ INCLUIDA

230V - 50Hz

17W 2700K 1645lm built-in
upon request 3000K 1776lm

Dimming system: PHASE CUT /
upon request DALI/ Switch DIM

100-277V - 60Hz

17W 2700K 1645lm built-in
upon request 3000K 1776lm

Dimming system PHASE CONTROL & 0-10V
(only 120Vac TRIAC Dimmers)

NET WEIGHT
PESO NETO

1,9kg | 4,2lb



36x36x31 cm
14,2x14,2x12,2 in
2,7kg | 5,9lb



Certifications:



Coral Reef ref. CORE04



LAMPSHADE TULIPA
Painted stainless steel
Acero inoxidable pintado

One color to choose
Un color a elegir



Stainless steel
Acero inoxidable

CANOPY FLORÓN
Steel gloss nickel-plated
Acero niquel-satinado

230V: Ø8cm | 3,1in
120V: Ø12cm | 4,7in

CABLE
Transparent or black
Transparente o negro

Standard: 150cm | 59,1in
Lenght/largo customizable
120V: 200cm | 78,7in

RECOMMENDED BULBS
BOMBILLAS RECOMENDADAS

230V - 50Hz

E27 LED Vintage- Max. 1x12 W

120V - 60Hz

E26 LED - Max. 1x12 W

NET WEIGHT
PESO NETO

1,6kg | 3,5lb



65x32x23 cm
25,5x12,6x9,1 in
2,2kg | 4,8lb



Certifications:






Coral Reef ref. CORE04-LD

LED / DIMMABLE



LAMPSHADE TULIPA
Painted stainless steel
Acero inoxidable pintado

One color to choose
Un color a elegir



Stainless steel
Acero inoxidable

Bottom diffuser
Difusor inferior

CANOPY FLORÓN
Steel gloss nickel-plated
Acero niquel-satinado

230V: Ø12cm | 4,7in
120V: Ø12cm | 4,7in

CABLE
Transparent or black
Transparente o negro

Standard: 150cm |

59,1in

Lenght/largo customizable
120V: 200cm | 78,7in

LIGHT SOURCE BUILT-IN
FUENTE DE LUZ INCLUIDA

230V - 50Hz

17W 2700K 1645lm built-in
upon request 3000K 1776lm

Dimming system: PHASE CUT /
upon request DALI/ Switch DIM

100~277V - 60Hz

17W 2700K 1645lm built-in
upon request 3000K 1776lm

Dimming system PHASE CONTROL & 0-10V
(only 120Vac TRIAC Dimmers)

NET WEIGHT
PESO NETO

2,4kg | 5,3lb



66x32x23 cm
26x12,6x9,1 in
2,9kg | 6,4lb



Certifications:
CE cULus


UK
CA

Coral Sea ref. COSE04



LAMPSHADE TULIPA
Painted stainless steel
Acero inoxidable pintado

One color to choose
Un color a elegir



Stainless steel
Acero inoxidable

Bottom diffuser
Difusor inferior

CANOPY FLORÓN
Steel gloss nickel-plated
Acero niquel-satinado

230V: Ø8cm | 3,1in
120V: Ø12cm | 4,7in

CABLE
Transparent or black
Transparente o negro

Standard: 150cm |

59,1in

Lenght/largo customizable
120V: 200cm | 78,7in

RECOMMENDED BULBS
BOMBILLAS RECOMENDADAS

230V - 50Hz

E27 LED Vintage- Max. 1x12 W

120V - 60Hz

E26 LED - Max. 1x12 W

NET WEIGHT
PESO NETO

1,4kg | 3,1lb



36x36x31 cm
14,2x14,2x12,2 in
2kg | 4,4lb



Certifications:
CE cULus

UK
CA




Coral Sea ref. COSE04-LD

LED / DIMMABLE



LAMPSHADE TULIPA
Painted stainless steel
Acero inoxidable pintado

One color to choose
Un color a elegir



Stainless steel
Acero inoxidable

Bottom diffuser
Difusor inferior

CANOPY FLORÓN
Steel gloss nickel-plated
Acero niquel-satinado

230V: Ø12cm | 4,7in
120V: Ø12cm | 4,7in

CABLE
Transparent or black
Transparente o negro

Standard: 150cm |

59,1in

Lenght/largo customizable
120V: 200cm | 78,7in

LIGHT SOURCE BUILT-IN
FUENTE DE LUZ INCLUIDA

230V - 50Hz

17W 2700K 1645lm built-in
upon request 3000K 1776lm

Dimming system: PHASE CUT /
upon request DALI/ Switch DIM

100~277V - 60Hz

17W 2700K 1645lm built-in
upon request 3000K 1776lm

Dimming system PHASE CONTROL & 0-10V
(only 120Vac TRIAC Dimmers)

NET WEIGHT
PESO NETO

1,9kg | 4,2lb



44x44x40 cm
17,3x17,3x15,7 in
2,5kg | 5,5lb



Certifications:
CE cULus

UK
CA

Coral Seaurchin ref. COAU04



LAMPSHADE TULIPA
Painted stainless steel
Acero inoxidable pintado

One color to choose
Un color a elegir



Stainless steel
Acero inoxidable

CANOPY FLORÓN
Steel gloss nickel-plated
Acero niquel-satinado

230V: Ø8cm | 3,1in
120V: Ø12cm | 4,7in

CABLE
Transparent or black
Transparente o negro

Standard: 150cm | 59,1in
Lenght/largo customizable
120V: 200cm | 78,7in

RECOMMENDED BULBS
BOMBILLAS RECOMENDADAS

230V - 50Hz

E27 LED Vintage- Max. 1x12 W

120V - 60Hz

E26 LED - Max. 1x12 W

NET WEIGHT
PESO NETO

1,7kg | 3,7lb



44x44x40 cm
17,3x17,3x15,7 in
2,9kg | 6,4lb



Certifications:



UK
CA

LED Coral Seaurchin ref. COAU04-LD LED / DIMMABLE



LAMPSHADE TULIPA
Painted stainless steel
Acero inoxidable pintado

One color to choose
Un color a elegir



Stainless steel
Acero inoxidable

Bottom diffuser
Difusor inferior

CANOPY FLORÓN
Steel gloss nickel-plated
Acero niquel-satinado

230V: Ø12cm | 4,7in
120V: Ø12cm | 4,7in

CABLE
Transparent or black
Transparente o negro

Standard: 150cm | 59,1in
Lenght/largo customizable
120V: 200cm | 78,7in

LIGHT SOURCE BUILT-IN
FUENTE DE LUZ INCLUIDA

230V - 50Hz

17W 2700K 1645lm built-in

upon request 3000K 1776lm

Dimming system: PHASE CUT / upon request DALI/ Switch DIM

100-277V - 60Hz

17W 2700K 1645lm built-in

upon request 3000K 1776lm

Dimming system PHASE CONTROL & 0-10V (only 120Vac TRIAC Dimmers)

NET WEIGHT
PESO NETO

2,4kg | 5,3lb



44x44x40 cm
17,3x17,3x15,7 in
3kg | 6,9lb



Certifications:



UK
CA

Coral Seaurchin ref. COAU04G



LAMPSHADE TULIPA
Painted stainless steel
Acero inoxidable pintado

One color to choose
Un color a elegir



Stainless steel
Acero inoxidable

CANOPY FLORÓN
Steel gloss nickel-plated
Acero niquel-satinado

230V: Ø12cm | 4,7in
120V: Ø12cm | 4,7in

CABLE
Transparent or black
Transparente o negro

Standard: 150cm | 59,1in
Lenght/largo customizable
120V: 200cm | 78,7in

RECOMMENDED BULBS
BOMBILLAS RECOMENDADAS

230V - 50Hz

E27 LED Vintage- Max. 4x12 W

120V - 60Hz

E26 LED - Max. 4x12 W

NET WEIGHT
PESO NETO

4,5kg | 9,9lb



71x71x43 cm
28x28x17 in
7,2kg | 15,9lb



Certifications:



UK
CA


LED

Coral Seaurchin ref. COAU04G-LD LED / DIMMABLE



LAMPSHADE TULIPA
Painted stainless steel
Acero inoxidable pintado

One color to choose
Un color a elegir



Stainless steel
Acero inoxidable

Bottom diffuser
Difusor inferior

CANOPY FLORÓN
Steel gloss nickel-plated
Acero niquel-satinado

230V: Ø12cm | 4,7in
120V: Ø12cm | 4,7in

CABLE
Transparent or black
Transparente o negro

Standard: 150cm | 59,1in
Lenght/largo customizable
120V: 200cm | 78,7in

LIGHT SOURCE BUILT-IN
FUENTE DE LUZ INCLUIDA

230V - 50Hz

35W 2700K 3938lm built-in
upon request 3000K 4086lm

Dimming system: PHASE CUT /
upon request DALI/ Switch DIM



100-277V - 60Hz

35W 2700K 3938lm built-in
upon request 3000K 4086lm

Dimming system 0-10V

NET WEIGHT
PESO NETO

4,5kg | 9,9lb



71x71x43 cm
28x28x17 in
8kg | 17,6lb



Certifications:




Curvas ref. CV04-1




LAMPSHADE TULIPA
Glass
Vidrio

One color to choose
Un color a elegir



LAMPSHADE TULIPA
Glass
Vidrio

One color to choose
Un color a elegir



Bottom diffuser
Difusor inferior

CANOPY FLORÓN
Steel gloss nickel-plated
Acero niquel-satinado

230V: Ø8cm | 3,1in
120V: Ø12cm | 4,7in

CABLE
Transparent or black
Transparente o negro

Standard: 150cm | 59,1in
Lenght/largo customizable
120V: 200cm | 78,7in

RECOMMENDED BULBS
BOMBILLAS RECOMENDADAS

230V - 50Hz

E14 LED Vintage- Max. 1x7 W

120V - 60Hz

E12 LED - Max. 1x7 W

NET WEIGHT
PESO NETO

0,7kg | 1,5lb




21x21x22 cm
8,3x8,3x8,7 in
1,7kg | 3,7lb



Certifications:




Curvas ref. CV04



LAMPSHADE TULIPA
Glass
Vidrio

One color to choose
Un color a elegir



Bottom diffuser
Difusor inferior

CANOPY FLORÓN
Steel gloss nickel-plated
Acero niquel-satinado

230V: Ø12cm | 4,7in
120V: Ø12cm | 4,7in

CABLE
Transparent or black
Transparente o negro

Standard: 150cm | 59,1in
Lenght/largo customizable
120V: 200cm | 78,7in

RECOMMENDED BULBS
BOMBILLAS RECOMENDADAS

230V - 50Hz

E27 LED Vintage- Max. 1x8W

120V - 60Hz

E26 LED - Max. 1x8 W

NET WEIGHT
PESO NETO

2,1kg | 4,6lb



44x44x40 cm
17,3x17,3x15,7 in
4,4kg | 9,7lb



Certifications:




Curvas ref. CV04G



LAMPSHADE TULIPA
Glass
Vidrio

One color to choose
Un color a elegir



Top and bottom
diffuser
Difusor superior e
inferior

CANOPY FLORÓN
Steel gloss nickel-
plated
Acero niquel-satinado

230V: Ø12cm | 4,7in
120V: Ø12cm | 4,7in

CABLE
Transparent or black
Transparente o
negro

Standard: 150cm |
59,1in
Lenght/largo
customizable
120V: 200cm | 78,7in

RECOMMENDED BULBS
BOMBILLAS RECOMENDADAS
230V - 50Hz

E27 LED Vintage- Max. 4x12 W

120V - 60Hz

E26 LED - Max. 4x12 W

NET WEIGHT
PESO NETO
5,6kg | 12,3lb



60x80x45 cm
23,6x31,5x17,7 in
12,4kg | 27,3lb



Certifications:

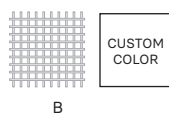
**UK
CA**

Fluo ref. FL04



LAMPSHADE TULIPA
Galvanized painted
steel
Acero galvanizado
pintado

One color: white
Un color: blanco



CANOPY FLORÓN
Steel gloss nickel-
plated and Stainless
steel
Acero niquel-satinado
y acero inoxidable

230V: Ø12cm | 4,7in
120V: Ø12cm | 4,7in

CABLE
Transparent or black
Transparente o negro
Standard: 150cm |

59,1in
Lenght/largo
customizable
120V: 200cm | 78,7in

RECOMMENDED BULBS
BOMBILLAS RECOMENDADAS
230V - 50Hz

E27 LED Vintage- Max. 1x12 W

120V - 60Hz

E26 LED - Max. 1x12 W

NET WEIGHT
PESO NETO
3,3kg | 7,3lb



76x81x78 cm
29,9x31,9x30,7 in
9,8kg | 21,6lb



Certifications:


**UK
CA**

Gea ref. GE04



LAMPSHADE TULIPA
Painted stainless steel
Acero inoxidable
pintado

One color to choose
Un color a elegir



CANOPY FLORÓN
Steel gloss nickel-
plated
Acero niquel-satinado

230V: Ø8cm | 3,1in
120V: Ø12cm | 4,7in

CABLE
Transparent or black
Transparente o
negro

Standard: 150cm |
59,1in
Lenght/largo
customizable
120V: 200cm | 78,7in

RECOMMENDED BULBS
BOMBILLAS RECOMENDADAS
230V - 50Hz

E27 LED Vintage- Max. 1x12 W

120V - 60Hz

E26 LED - Max. 1x12 W

NET WEIGHT
PESO NETO
1,1kg | 2,4lb



65x32x23 cm
25,9x12,6x9,1 in
2kg | 4,4lb



Certifications:

**UK
CA**



45cm | 17,7in

Ø 19cm | 7,5in

LED

Gea ref. GE04-LD

LAMPSHADE TULIPA
Painted stainless steel
Acero inoxidable pintado

One color to choose
Un color a elegir



Bottom diffuser
Difusor inferior

CANOPY FLORÓN
Steel gloss nickel-plated
Acero niquel-satinado

230V: Ø12cm | 4,7in
120V: Ø12cm | 4,7in

CABLE
Transparent or black
Transparente o negro

Standard: 150cm | 59,1in
Lenght/largo customizable
120V: 200cm | 78,7in

LED / DIMMABLE

LIGHT SOURCE BUILT-IN
FUENTE DE LUZ INCLUIDA

230V - 50Hz

17W 2700K 1645lm built-in
upon request 3000K 1776lm

Dimming system: PHASE CUT /
upon request DALI/ Switch DIM

100~277V - 60Hz

17W 2700K 1645lm built-in
upon request 3000K 1776lm

Dimming system PHASE CONTROL & 0-10V
(only 120Vac TRIAC Dimmers)

NET WEIGHT
PESO NETO

1,9kg | 4,2lb



65x32x23 cm
25,9x12,6x9,1 in
2,5kg | 5,8lb



Certifications:
CE cULus

UK
CA

EXT

Gea ref. GE04-EXT

LAMPSHADE TULIPA
Painted stainless steel
Acero inoxidable pintado

One color to choose
Un color a elegir



CANOPY FLORÓN
Steel and stainless steel coated with epoxy paint in black
Acero y acero inoxidable pintado en negro
Ø12cm | 4,7in

STANDARDS TESTED | NORMAS ENSAYADAS
EN 60598
EN 60529

Degree IP | Grado IP
IP64

CABLE
Black waterproof neoprene cable
H05RN-F
Cable de neopreno negro resistente al agua HR05RN-F

Standard: 150cm | 59,1in
Lenght/largo customizable

RECOMMENDED BULBS
BOMBILLAS RECOMENDADAS

220-240V ~ 50/60Hz

E27 LED Vintage - Max. 1x15 W
BULB A60 G125 G95 ST64



Only LED BULB suitable for contact with water and use in humid conditions
Solamente Bombillas LED aptas para el contacto con el agua y utilización en condiciones de humedad

not available in 120V

* Please note that for environments with a high salinity, proper maintenance of the luminaire will be necessary. We recommend cleaning it with a soft brush and remove salt, dust, or dirt deposited by moisture or wind.

*Tenga en cuenta que para ambientes con alto grado de salinidad, será necesario realizar un correcto mantenimiento de la luminaria. Recomendamos limpiar con un cepillo suave y retirar la sal, el polvo o la suciedad depositada por la humedad o el viento.

NET WEIGHT
PESO NETO

2,1kg | 4,6lb



65x32x23 cm
25,9x12,6x9,1 in
2,4kg | 5,5lb



Certifications:
CE UK CA




45cm | 17,7in

Ø 19cm | 7,5in

Inn ref. IN04-Mini

LAMPSHADE TULIPA
Painted stainless steel
Acero inoxidable pintado

One color to choose
Un color a elegir



Steel painted in black
Acero pintado en negro

CANOPY FLORÓN
Steel painted in matt black
Acero pintado en negro mate

230V: Ø8cm | 3,1in
120V: Ø12cm | 4,7in

CABLE
Black
Negro

Standard: 150cm | 59,1in
Lenght/largo customizable
120V: 200cm | 78,7in

RECOMMENDED BULBS
BOMBILLAS RECOMENDADAS

230V - 50Hz

E14 LED Vintage- Max. 1x12 W



120V - 60Hz

E12 LED - Max. 1x12 W

NET WEIGHT
PESO NETO

0,7kg | 1,5lb



36x36x31 cm
14,2x14,2x12,2 in

1kg | 2,2lb



Certifications:
CE cULus

UK
CA



21cm | 8.3in

Ø24cm | 9.4in



Inn ref. IN04

LAMPSHADE TULIPA
Painted stainless steel
Acero inoxidable pintado

One color to choose
Un color a elegir



CUS-TOM
COLOR

Steel painted in black
Acero pintado en negro

CANOPY FLORÓN
Steel painted in matt black

Acero pintado en negro mate

230V: Ø8cm | 3,1in
120V: Ø12cm | 4,7in

CABLE
Black
Negro

Standard: 150cm | 59,1in
Length/largo customizable
120V: 200cm | 78,7in

RECOMMENDED BULBS
BOMBILLAS RECOMENDADAS

230V - 50Hz

E27 LED Vintage- Max. 1x12 W

120V - 60Hz

E26 LED - Max. 1x12 W

NET WEIGHT
PESO NETO

1,2kg | 2,6lb



44x44x40 cm
17,3x17,3x15,7 in
2,8kg | 6,2lb



Certifications:

UK
CA



Lea ref. LA04-Mini

LAMPSHADE TULIPA
Painted stainless steel
Acero inoxidable pintado

One color to choose
Un color a elegir



Stainless steel
Acero inoxidable

CANOPY FLORÓN
Steel gloss nickel-plated
Acero niquel-satinado

230V: Ø8cm | 3,1in
120V: Ø12cm | 4,7in

CABLE
Transparent or black
Transparente o negro

Standard: 150cm | 59,1in
Length/largo customizable
120V: 200cm | 78,7in

RECOMMENDED BULBS
BOMBILLAS RECOMENDADAS

230V - 50Hz

E14 LED Vintage- Max. 1x12 W

120V - 60Hz

E12 LED - Max. 1x12 W

NET WEIGHT
PESO NETO

0,8kg | 1,8lb



36x36x31 cm
14,2x14,2x12,2 in
1,2kg | 2,6lb



Certifications:

UK
CA



LED

Lea ref. LA04-Mini-LD

LAMPSHADE TULIPA
Painted stainless steel
Acero inoxidable pintado

One color to choose
Un color a elegir



Stainless steel
Acero inoxidable

CANOPY FLORÓN
Steel gloss nickel-plated
Acero niquel-satinado

230V: Ø12cm | 4,7in
120V: Ø12cm | 4,7in

CABLE
Transparent or black
Transparente o negro

Standard: 150cm | 59,1in
Length/largo customizable
120V: 200cm | 78,7in

LIGHT SOURCE BUILT-IN
FUENTE DE LUZ INCLUIDA

230V - 50Hz

8W 2700K 960lm built-in

upon request 3000K 1067lm



Dimming system PHASE CUT

100-277V - 60Hz

8W 2700K 960lm built-in

upon request 3000K 1067lm

Dimming system PHASE CONTROL & 0-10V
(only 120Vac TRIAC Dimmers)

NET WEIGHT
PESO NETO

1kg | 2,2lb



36x36x31 cm
14,2x14,2x12,2 in
1,4kg | 3,1lb



Certifications:

UK
CA



Lea ref. LA04

LAMPSHADE TULIPA
Painted stainless steel
Acero inoxidable pintado

One color to choose
Un color a elegir



Stainless steel
Acero inoxidable

CANOPY FLORÓN
Steel gloss nickel-plated
Acero niquel-satinado

230V: Ø8cm | 3,1in
120V: Ø12cm | 4,7in

CABLE
Transparent or black
Transparente o negro

Standard: 150cm | 59,1in
Length/largo customizable
120V: 200cm | 78,7in

RECOMMENDED BULBS
BOMBILLAS RECOMENDADAS

230V - 50Hz

E27 LED Vintage- Max. 1x12 W

120V - 60Hz

E26 LED - Max. 1x12 W

NET WEIGHT
PESO NETO

1kg | 2,2lb



36x36x31 cm
14,2x14,2x12,2 in

1,9kg | 4,2lb



Certifications:

LED

Lea ref. LA04-LD



LAMPSHADE TULIPA
Painted stainless steel
Acero inoxidable pintado

One color to choose
Un color a elegir



Stainless steel
Acero inoxidable

CANOPY FLORÓN
Steel gloss nickel-plated
Acero niquel-satinado

230V: Ø12cm | 4,7in
120V: Ø12cm | 4,7in

CABLE
Transparent or black
Transparente o negro

Standard: 150cm | 59,1in
Length/largo customizable
120V: 200cm | 78,7in

LIGHT SOURCE BUILT-IN
FUENTE DE LUZ INCLUIDA

230V - 50Hz

12W 2700K 1151 lm built-in

upon request 3000K 1243 lm

Dimming system: PHASE CUT /
upon request DALI/ Switch DIM

100~277V - 60Hz

17W 2700K 1533 lm built-in

upon request 3000K 1655 lm

Dimming system PHASE CONTROL & 0-10V
(only 120Vac TRIAC Dimmers)

NET WEIGHT
PESO NETO

1,5kg | 3,3lb



36x36x31 cm
14,2x14,2x12,2 in

2,4kg | 5,3lb




Certifications:



Lea ref. LA04G

LAMPSHADE TULIPA
Painted stainless steel
Acero inoxidable pintado

One color to choose
Un color a elegir



Stainless steel
Acero inoxidable

CANOPY FLORÓN
Steel gloss nickel-plated
Acero niquel-satinado

230V: Ø8cm | 3,1in
120V: Ø12cm | 4,7in

CABLE
Transparent or black
Transparente o negro

Standard: 150cm | 59,1in
Length/largo customizable
120V: 200cm | 78,7in

RECOMMENDED BULBS
BOMBILLAS RECOMENDADAS

230V - 50Hz

E27 LED Vintage- Max. 3x12 W

120V - 60Hz

E26 LED - Max. 3x12 W

NET WEIGHT
PESO NETO

2,1kg | 4,6lb



51x51x53 cm
20x20x20,9 in

4,4kg | 9,7lb



Certifications:



Lea ref. LA04G-LD

LAMPSHADE TULIPA
Painted stainless steel
Acero inoxidable pintado

One color to choose
Un color a elegir



Stainless steel
Acero inoxidable

CANOPY FLORÓN
Steel gloss nickel-plated
Acero niquel-satinado

230V: Ø12cm | 4,7in
120V: Ø12cm | 4,7in

CABLE
Transparent or black
Transparente o negro

Standard: 150cm | 59,1in
Length/largo customizable
120V: 200cm | 78,7in

LIGHT SOURCE BUILT-IN
FUENTE DE LUZ INCLUIDA

230V - 50Hz

17W 2700K 1645lm built-in

upon request 3000K 1776lm

Dimming system: PHASE CUT / upon request DALI/ Switch DIM

100-277V - 60Hz

17W 2700K 1645lm built-in

upon request 3000K 1776lm

Dimming system PHASE CONTROL & 0-10V (only 120Vac TRIAC Dimmers)

NET WEIGHT
PESO NETO

2,3kg | 5,1lb



51x51x53 cm
20x20x20,9 in

4,6kg | 10,1lb




Certifications:
CE cULus



Luisa ref. LS04

LAMPSHADE TULIPA
Painted stainless steel
Acero inoxidable pintado

One color to choose
Un color a elegir



Stainless steel
Acero inoxidable

CANOPY FLORÓN
Steel gloss nickel-plated
Acero niquel-satinado

230V: Ø8cm | 3,1in
120V: Ø12cm | 4,7in

CABLE
Transparent
Transparente
Standard: 150cm | 59,1in
Length/largo customizable
120V: 200cm | 78,7in

RECOMMENDED BULBS
BOMBILLAS
RECOMENDADAS

230V - 50Hz

E27 LED Vintage- Max. 1x12 W

120V - 60Hz

E26 LED - Max. 1x12 W

NET WEIGHT
PESO NETO

1,6kg | 3,5lb



44x44x40 cm
17,3x17,3x15,7 in

3kg | 6,6lb




Certifications:
CE cULus



Luisa ref. LS04-LD

LAMPSHADE TULIPA
Painted stainless steel
Acero inoxidable pintado

One color to choose
Un color a elegir



Stainless steel
Acero inoxidable

Bottom diffuser
Difusor inferior

CANOPY FLORÓN
Steel gloss nickel-plated
Acero niquel-satinado

230V: Ø12cm | 4,7in
120V: Ø12cm | 4,7in

CABLE
Transparent
Transparente
Standard: 150cm | 59,1in
Length/largo customizable
120V: 200cm | 78,7in

LED / DIMMABLE

LIGHT SOURCE BUILT-IN
FUENTE DE LUZ INCLUIDA

230V - 50Hz

17W 2700K 1645lm built-in

upon request 3000K 1776lm

Dimming system: PHASE CUT / upon request DALI/ Switch DIM

100-277V - 60Hz

17W 2700K 1645lm built-in

upon request 3000K 1776lm

Dimming system PHASE CONTROL & 0-10V (only 120Vac TRIAC Dimmers)

NET WEIGHT
PESO NETO

2,4kg | 5,3lb



44x44x40 cm
17,3x17,3x15,7 in

3,5kg | 7,1lb



Certifications:
CE cULus




Luisa ref. LS04G



LAMPSHADE TULIPA
Painted stainless steel
Acero inoxidable pintado

One color to choose
Un color a elegir



Stainless steel
Acero inoxidable

CANOPY FLORÓN
Steel gloss nickel-plated
Acero niquel-satinado

230V: Ø8cm | 3,1in
120V: Ø12cm | 4,7in

CABLE
Transparent
Transparente

Standard: 150cm | 59,1in
Lenght/largo customizable
120V: 200cm | 78,7in

RECOMMENDED BULBS
BOMBILLAS RECOMENDADAS

230V - 50Hz

E26 LED Vintage- Max. 1x12 W

120V - 60Hz

E26 LED - Max. 1x12 W

NET WEIGHT
PESO NETO

2,7kg | 6lb



51x51x53 cm
20x20x20,9 in
4kg | 9lb



Certifications:
CE cUL US


UK
CA

LED Luisa ref. LS04G-LD



LAMPSHADE TULIPA
Painted stainless steel
Acero inoxidable pintado

One color to choose
Un color a elegir



Stainless steel
Acero inoxidable

Bottom diffuser
Difusor inferior

CANOPY FLORÓN
Steel gloss nickel-plated
Acero niquel-satinado

230V: Ø12cm | 4,7in
120V: Ø12cm | 4,7in

CABLE
Transparent
Transparente
Standard: 150cm |
59,1in
Lenght/largo customizable
120V: 200cm | 78,7in

LED / DIMMABLE

LIGHT SOURCE BUILT-IN
FUENTE DE LUZ INCLUIDA

230V - 50Hz

17W 2700K 1645lm built-in
upon request 3000K 1776lm

Dimming system: PHASE CUT /
upon request DALI/ Switch DIM

100~277V - 60Hz

17W 2700K 1645lm built-in
upon request 3000K 1776lm

Dimming system PHASE CONTROL & 0-10V
(only 120Vac TRIAC Dimmers)

NET WEIGHT
PESO NETO

3,3kg | 7,3lb



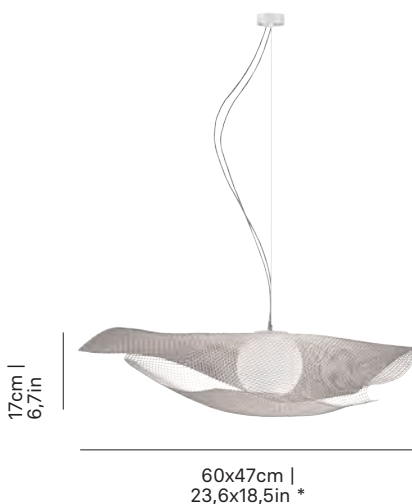
51x51x53 cm
20x20x20,9 in
4,6kg | 10,1lb



Certifications:
CE cUL US

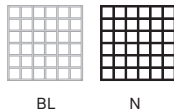
UK
CA

LED Mytilus ref. MY04



LAMPSHADE TULIPA
Painted stainless steel
Acero inoxidable pintado

One color to choose
Un color a elegir



DIFFUSER DIFUSOR
Glass sphere
Esfera de vidrio

*approximate measurements
*medidas aproximadas

CANOPY FLORÓN
Steel painted in
white or black
Acero pintado en
blanco o negro

230V: Ø14,2cm | 5,6in
120V: Ø14,2cm | 5,6in

CABLE
Transparent
Transparente
Standard: 150cm |
59,1in
Lenght/largo customizable
120V: 200cm | 78,7in

LED / DIMMABLE

LIGHT SOURCE BUILT-IN
FUENTE DE LUZ INCLUIDA

230V - 50Hz

8W 2700K 960lm built-in
upon request 3000K 1067lm

Dimming system: PHASE CUT /
upon request DALI/ Switch DIM

100~277V - 60Hz

8W 2700K 960lm built-in
upon request 3000K 1067lm

Dimming system PHASE CONTROL & 0-10V
(only 120Vac TRIAC Dimmers)

NET WEIGHT
PESO NETO

3kg | 6,6lb



60x60x22 cm
23,6x23,6x8,7 in
5,5kg | 12,1lb



Certifications:
CE cUL US

UK
CA



22cm | 8,7in

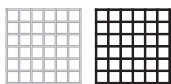
90x74cm | 35,4x29,1in *

LED

Mytilus ref. MY04G

LAMPSHADE TULIPA
Painted stainless steel
Acero inoxidable pintado

One color to choose
Un color a elegir



BL N

DIFFUSER DIFUSOR
Glass sphere
Esfera de vidrio

*approximate measurements
*medidas aproximadas

CANOPY FLORÓN
Steel painted in white or black
Acero pintado en blanco o negro

230V: Ø14,2cm | 5,6in
120V: Ø14,2cm | 5,6in

CABLE
Transparente
Transparente
Standard: 150cm | 59,1in

Lenght/largo customizable
120V: 200cm | 78,7in

LED / DIMMABLE

LIGHT SOURCE BUILT-IN FUENTE DE LUZ INCLUIDA

230V - 50Hz

8W 2700K 960lm built-in
upon request 3000K 1067lm

Dimming system: PHASE CUT /
upon request DALI/ Switch DIM



NET WEIGHT PESO NETO

7,4kg | 16,5lb



82x97x30 cm
32,3x38,2x11,8 in
7,6kg | 16,7lb

100~277V - 60Hz

8W 2700K 960lm built-in
upon request 3000K 1067lm

Dimming system PHASE CONTROL & 0-10V
(only 120Vac TRIAC Dimmers)




Certifications:
CE cUL us



LED

Nebra ref. NB04




30cm | 11,8in

100x3cm | 39.4x1.2 in

color picture: INOX

LAMPSHADE TULIPA
Painted stainless steel
Acero inoxidable pintado

One color to choose
Un color a elegir



INOX T

Steel painted in black
Acero pintado en negro

DIFFUSER DIFUSOR
Bottom & interior
Inferior e interior

CANOPY FLORÓN
Steel painted in black
Acero pintado en negro

230V:
30x5x2cm | 11,8x1,9x0,8in
120V:
30x12x2cm | 11,8x4,7x0,8in

CABLE
Black
Negro
Standard Over all Height:

150cm | 59,1in
Lenght/largo customizable
120V: 200cm | 78,7in

LIGHT SOURCE BUILT-IN FUENTE DE LUZ INCLUIDA

230V - 50Hz

STRIP 20W 2700K 3704lm built-in:
directional light 3224lm
decorative light 480lm

Dimmable TRIAC

NET WEIGHT PESO NETO

2,2kg | 4,8lb



111x32x26 cm
43,7x12,6x10,2 in
3,1kg | 6,8lb

120V - 60Hz

STRIP 20W 2700K 3704lm built-in:
directional light 3224lm
decorative light 480lm

Dimmable 0-10V




Certifications:
CE cUL us



LED

Nebra ref. NB04_120



30cm | 11,8in

120x3cm | 47.2x1.2 in

color picture: INOX

LAMPSHADE TULIPA
Painted stainless steel
Acero inoxidable pintado

INOX T

Steel painted in black
Acero pintado en negro

DIFFUSER DIFUSOR
Bottom & interior
Inferior e interior

CANOPY FLORÓN
Steel painted in black
Acero pintado en negro

230V:
30x5x2cm | 11,8x1,9x0,8in
120V:
30x12x2cm | 11,8x4,7x0,8in

CABLE
Black
Negro
Standard Over all Height:

150cm | 59,1in
Lenght/largo customizable
120V: 200cm | 78,7in

LIGHT SOURCE BUILT-IN FUENTE DE LUZ INCLUIDA

230V - 50Hz

STRIP 33W 2700K 3867lm built-in:
directional light 3327lm
decorative light 570lm

Dimming system: PHASE CUT

NET WEIGHT PESO NETO

4,4kg | 9,7lb



142x45x27 cm
55,9x17,7x10,6 in
8,2kg | 18,1lb

100~277V - 60Hz

STRIP 33W 2700K 3867lm built-in:
directional light 3327lm
decorative light 570lm

Dimming system 0-10V




Certifications:
CE cUL us




LED

Nebra ref. NB04_160



LAMPSHADE TULIPA
Painted stainless steel
Acero inoxidable pintado

One color to choose
Un color a elegir



Steel painted in black
Acero pintado en negro

DIFFUSER DIFUSOR

CANOPY FLORÓN
Steel painted in black
Acero pintado en negro

230V:
30x5x2cm | 11,8x1,9x0,8in
120V:
30x12x2cm | 11,8x4,7x0,8in

CABLE
Black
Negro
Standard Over all Height:

150cm | 59,1in
Lenght/largo customizable
120V: 200cm | 78,7in

LIGHT SOURCE BUILT-IN
FUENTE DE LUZ INCLUIDA

230V - 50Hz

STRIP 42W 2700K 4670lm built-in:
directional light 3931lm
decorative light 739lm

Dimming system: PHASE CUT

100~277V - 60Hz

STRIP 42W 2700K 4670lm built-in:
directional light 3931lm
decorative light 739lm

Dimming system 0-10V

NET WEIGHT
PESO NETO
7kg | 15,4lb



180x45x27 cm
70,8x17,7x10,6 in
11,3kg | 24,9lb



Certifications:
CE cULus


UK
CA

Nevo ref. NE04-1



LAMPSHADE TULIPA
Painted stainless steel
Acero inoxidable pintado

One color to choose
Un color a elegir



CUSTOM
COLOR

Steel gloss nickel-plated
and Stainless steel
Acero níquel-satinado
y acero inoxidable

CANOPY FLORÓN
Steel painted in white
Acero pintado en blanco

230V: Ø8cm | 3,1in
120V: Ø12cm | 4,7in

CABLE
Transparente
Transparente
Standard: 150cm |
59,1in

Lenght/largo customizable
120V: 200cm | 78,7in

RECOMMENDED BULBS
BOMBILLAS RECOMENDADAS

230V - 50Hz

E14 LED Vintage - Max. 2x7 W

120V - 60Hz

E12 LED - Max. 2x7 W

NET WEIGHT
PESO NETO
1,2kg | 2,6lb



36x36x31 cm
14,2x14,2x12,2 in
2,3kg | 5lb



Certifications:
CE cULus

UK
CA


LED

Nevo ref. NE04-1-LD



LAMPSHADE TULIPA
Painted stainless steel
Acero inoxidable pintado

One color to choose
Un color a elegir



CUSTOM
COLOR

Stainless steel
Acero inoxidable

Inside diffuser
Difusor interno

CANOPY FLORÓN
Steel painted in white
Acero pintado en blanco

230V: Ø12cm | 4,7in
120V: Ø12cm | 4,7in

CABLE
Transparente
Transparente
Standard: 150cm |
59,1in

Lenght/largo customizable
120V: 200cm | 78,7in

LIGHT SOURCE BUILT-IN
FUENTE DE LUZ INCLUIDA

230V - 50Hz

12W 2700K 1151 lm built-in
upon request 3000K 1243lm

Dimming system: PHASE CUT /
upon request DALI/ Switch DIM

100~277V - 60Hz

17W 2700K 1533 lm built-in
upon request 3000K 1655 lm

Dimming system PHASE CONTROL & 0-10V
(only 120Vac TRIAC Dimmers)

NET WEIGHT
PESO NETO
1,9kg | 4,2lb



36x36x31 cm
14,2x14,2x12,2 in
2,6kg | 5,1lb



Certifications:
CE cULus

UK
CA

Nevo ref. NE04



LAMPSHADE TULIPA
Painted stainless steel
Acero inoxidable pintado

One color to choose
Un color a elegir



CUSTOM COLOR

Steel gloss nickel-plated and Stainless steel
Acero niquel-satinado y acero inoxidable

CANOPY FLORÓN
Steel painted in white
Acero pintado en blanco

230V: Ø12cm | 4,7in
120V: Ø12cm | 4,7in

CABLE
Transparent
Transparente

Standard: 150cm | 59,1in
Lenght/largo customizable
120V: 200cm | 78,7in

RECOMMENDED BULBS
BOMBILLAS RECOMENDADAS

230V - 50Hz

E27 LED Vintage- Max. 3x8 W

120V - 60Hz

E26 LED - Max. 3x8 W

NET WEIGHT
PESO NETO

3,1kg | 6,8lb



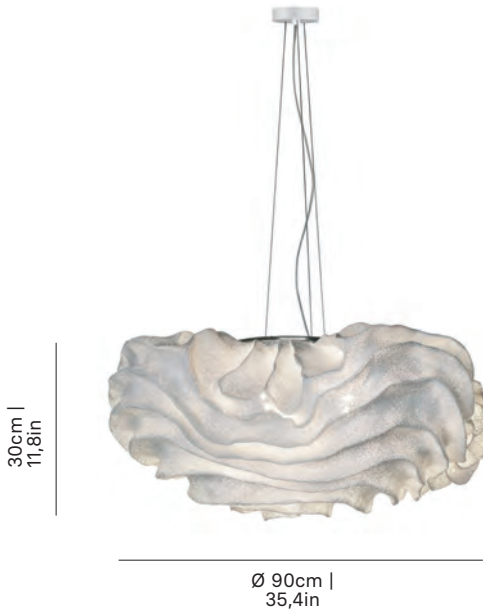
60x60x33 cm
23,6x23,6x13 in
5kg | 11lb



Certifications:

UK
CA

Nevo ref. NE04G



LAMPSHADE TULIPA
Painted stainless steel
Acero inoxidable pintado

One color to choose
Un color a elegir



CUSTOM COLOR

Steel gloss nickel-plated and Stainless steel
Acero niquel-satinado y acero inoxidable

CANOPY FLORÓN
Steel painted in white
Acero pintado en blanco

230V: Ø12cm | 4,7in
120V: Ø12cm | 4,7in

CABLE
Transparent
Transparente

Standard: 150cm | 59,1in
Lenght/largo customizable
120V: 200cm | 78,7in

RECOMMENDED BULBS
BOMBILLAS RECOMENDADAS

230V - 50Hz

E27 LED Vintage- Max. 4x12 W

120V - 60Hz

E26 LED - Max. 4x12 W

NET WEIGHT
PESO NETO

5,6kg | 12,3lb



84x84x38 cm
33x33x15 in
9,4kg | 20,7lb



Certifications:

UK
CA

Onn ref. ON04-Mini



LAMPSHADE TULIPA
Painted stainless steel
Acero inoxidable pintado

One color to choose
Un color a elegir



CUSTOM COLOR

Stainless steel
Acero inoxidable

CANOPY FLORÓN
Steel gloss nickel-plated
Acero niquel-satinado

230V: Ø8cm | 3,1in
120V: Ø12cm | 4,7in

CABLE
Transparent or black
Transparente o negro

Standard:
150cm | 59,1in

Lenght/largo customizable:
120V: 200cm | 78,7in

RECOMMENDED BULBS
BOMBILLAS RECOMENDADAS

230V - 50Hz

E14 LED Vintage - Max. 1x4 W

120V - 60Hz

E12 LED - Max. 1x4 W

NET WEIGHT
PESO NETO

0,4kg | 0,9lb



21x21x22 cm
8,3x8,3x8,7 in
1kg | 2,2lb



Certifications:

UK
CA

*Minimum order 2 pieces / Pedido mínimo 2 unidades

LED

Onn ref. ON04-Mini-LD



LAMPSHADE TULIPA

Painted stainless steel
Acero inoxidable pintado

One color to choose
Un color a elegir



Stainless steel
Acero inoxidable

Bottom diffuser
Difusor inferior

CANOPY FLORÓN

Steel gloss nickel-plated
Acero niquel-satinado

230V: Ø12cm | 4,7in
120V: Ø12cm | 4,7in

CABLE

Transparent or black
Transparente o negro

Standard:
150cm | 59,1in

Lenght/largo customizable:
120V: 200cm | 78,7in

LIGHT SOURCE BUILT-IN FUENTE DE LUZ INCLUIDA

230V - 50Hz

8W 2700K 960lm built-in 
upon request 3000K 1067lm

Dimming system PHASE CUT

100-277V - 60Hz

8W 2700K 960lm built-in
upon request 3000K 1067lm

Dimming system PHASE CONTROL & 0-10V
(only 120Vac TRIAC Dimmers)

NET WEIGHT PESO NETO

1kg | 2,2lb



21x21x22 cm
8,3x8,3x8,7 in
1,6kg | 3,6lb



Certifications:



*Minimun order 2 pieces / Pedido mínimo 2 unidades

Onn ref. ON04-1



LAMPSHADE TULIPA

Painted stainless steel
Acero inoxidable pintado

One color to choose
Un color a elegir



Stainless steel
Acero inoxidable

CANOPY FLORÓN

Steel gloss nickel-plated
Acero niquel-satinado

230V: Ø8cm | 3,1in
120V: Ø12cm | 4,7in

CABLE

Transparent or black
Transparente o negro

Standard: 150cm |
59,1in

Lenght/largo customizable
120V: 200cm | 78,7in

RECOMMENDED BULBS BOMBILLAS RECOMENDADAS

230V - 50Hz

 E27 LED Vintage- Max. 1x12 W

120V - 60Hz

 E26 LED - Max. 1x12 W

NET WEIGHT PESO NETO

0,8kg | 1,8lb



36x36x31 cm
14,2x14,2x12,2 in
1,2kg | 2,7lb



Certifications:



LED


Onn ref. ON04-1-LD



LAMPSHADE TULIPA

Painted stainless steel
Acero inoxidable pintado

One color to choose
Un color a elegir



Stainless steel
Acero inoxidable

Bottom diffuser
Difusor inferior

CANOPY FLORÓN

Steel gloss nickel-plated
Acero niquel-satinado

230V: Ø12cm | 4,7in
120V: Ø12cm | 4,7in

CABLE

Transparent or black
Transparente o negro

Standard: 150cm |
59,1in

Lenght/largo customizable
120V: 200cm | 78,7in

LED / DIMMABLE

LIGHT SOURCE BUILT-IN FUENTE DE LUZ INCLUIDA

230V - 50Hz

8W 2700K 960lm built-in 
upon request 3000K 1067lm

Dimming system PHASE CUT
upon request DALI / Switch DIM

100-277V - 60Hz

8W 2700K 960lm built-in
upon request 3000K 1067lm

Dimming system PHASE CONTROL & 0-10V
(only 120Vac TRIAC Dimmers)

NET WEIGHT PESO NETO

1kg | 2,2lb




36x36x31 cm
14,2x14,2x12,2 in
1,6kg | 3,6lb



Certifications:




Onn ref. ON04



LAMPSHADE TULIPA
Painted stainless steel
Acero inoxidable pintado

One color to choose
Un color a elegir



Stainless steel
Acero inoxidable

CANOPY FLORÓN
Steel gloss nickel-plated
Acero niquel-satinado

230V: Ø8cm | 3,1in
120V: Ø12cm | 4,7in

CABLE
Transparent or black
Transparente o negro

Standard: 150cm | 59,1in
Lenght/largo customizable
120V: 200cm | 78,7in

RECOMMENDED BULBS
BOMBILLAS RECOMENDADAS

230V - 50Hz

E27 LED Vintage- Max. 1x12 W

120V - 60Hz

E26 LED - Max. 1x12 W

NET WEIGHT
PESO NETO

1,4kg | 3,1lb



44x44x40 cm
17,3x17,3x15,7 in
3kg | 6,6lb



Certifications:



LED

Onn ref. ON04-LD

LED / DIMMABLE



LAMPSHADE TULIPA
Painted stainless steel
Acero inoxidable pintado

One color to choose
Un color a elegir



Stainless steel
Acero inoxidable

Bottom diffuser
Difusor inferior

CANOPY FLORÓN
Steel gloss nickel-plated
Acero niquel-satinado

230V: Ø12cm | 4,7in
120V: Ø12cm | 4,7in

CABLE
Transparent or black
Transparente o negro

Standard: 150cm | 59,1in
Lenght/largo customizable
120V: 200cm | 78,7in

LIGHT SOURCE BUILT-IN
FUENTE DE LUZ INCLUIDA

230V - 50Hz

17W 2700K 1645lm built-in
upon request 3000K 1776lm

Dimming system: PHASE CUT /
upon request DALI/ Switch DIM

100-277V - 60Hz

17W 2700K 1645lm built-in
upon request 3000K 1776lm

Dimming system PHASE CONTROL & 0-10V
(only 120Vac TRIAC Dimmers)

NET WEIGHT
PESO NETO

2kg | 4,4lb



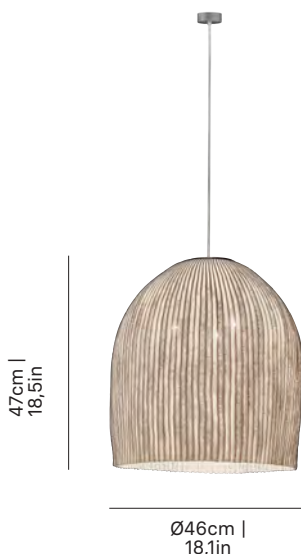
44x44x40 cm
17,3x17,3x15,7 in
3,8kg | 8,4lb



Certifications:




Onn ref. ON04G



LAMPSHADE TULIPA
Painted stainless steel
Acero inoxidable pintado

One color to choose
Un color a elegir



Stainless steel
Acero inoxidable

CANOPY FLORÓN
Steel gloss nickel-plated
Acero niquel-satinado

230V: Ø8cm | 3,1in
120V: Ø12cm | 4,7in

CABLE
Transparent or black
Transparente o negro

Standard: 150cm | 59,1in
Lenght/largo customizable
120V: 200cm | 78,7in

RECOMMENDED BULBS
BOMBILLAS RECOMENDADAS

230V - 50Hz

E27 LED Vintage- Max. 3x12 W

120V - 60Hz

E26 LED - Max. 3x12 W

NET WEIGHT
PESO NETO

2,3kg | 5,1lb




51x51x53 cm
20x20x20,9 in
4,8kg | 10,6lb



Certifications:







Onn ref. ON04G-LD

LAMPSHADE TULIPA
Painted stainless steel
Acero inoxidable pintado

One color to choose
Un color a elegir



Stainless steel
Acero inoxidable

Bottom diffuser
Difusor inferior

CANOPY FLORÓN
Steel gloss nickel-plated
Acero niquel-satinado

230V: Ø12cm | 4,7in
120V: Ø12cm | 4,7in

CABLE
Transparent or black
Transparente o negro

Standard: 150cm | 59,1in
Length/largo customizable
120V: 200cm | 78,7in

LED / DIMMABLE

LIGHT SOURCE BUILT-IN
FUENTE DE LUZ INCLUIDA

230V - 50Hz

17W 2700K 1645lm built-in
upon request 3000K 1776lm

Dimming system: PHASE CUT /
upon request DALI/ Switch DIM

NET WEIGHT
PESO NETO

3,4kg | 7,5lb



51x51x53 cm
20x20x20,9 in
5,6kg | 12,3lb





Certifications:



Onn ref. ON04XL

LAMPSHADE TULIPA
Painted stainless steel
Acero inoxidable pintado

One color to choose
Un color a elegir



Stainless steel
Acero inoxidable

CANOPY FLORÓN
Steel gloss nickel-plated
Acero niquel-satinado

230V: Ø12cm | 4,7in
120V: Ø12cm | 4,7in

CABLE
Transparent or black
Transparente o negro

Standard: 150cm | 59,1in
Length/largo customizable
120V: 200cm | 78,7in

RECOMMENDED BULBS
BOMBILLAS RECOMENDADAS

230V - 50Hz

E27 LED Vintage- Max. 3x12 W

120V - 60Hz

E26 LED - Max. 3x12 W

NET WEIGHT
PESO NETO

5 kg | 11 lb



71x71x75 cm
28x28x29,5 in
6,6kg | 14,5lb





Certifications:



Onn ref. ON04XL-LD

LAMPSHADE TULIPA
Painted stainless steel
Acero inoxidable pintado

One color to choose
Un color a elegir



Stainless steel
Acero inoxidable

Bottom diffuser
Difusor inferior

CANOPY FLORÓN
Steel gloss nickel-plated
Acero niquel-satinado

230V: Ø12cm | 4,7in
120V: Ø12cm | 4,7in

CABLE
Transparent or black
Transparente o negro

Standard: 150cm | 59,1in
Length/largo customizable
120V: 200cm | 78,7in

LED / DIMMABLE

LIGHT SOURCE BUILT-IN
FUENTE DE LUZ INCLUIDA

230V - 50Hz

17W 2700K 1645lm built-in
upon request 3000K 1776lm

Dimming system: PHASE CUT /
upon request DALI/ Switch DIM

NET WEIGHT
PESO NETO

5,5kg | 12,2lb



71x71x75 cm
28x28x29,5 in
7,1kg | 15,1lb



Certifications:





Parga 1 ref. PA104

LAMPSHADE TULIPA
Stone | Piedra

Natural color
Color natural

Painted Stainless steel
Acero inoxidable pintado

Bottom diffuser
Difusor inferior

CANOPY FLORÓN
Steel painted in matt black
Acero pintado en negro mate

230V: Ø12cm | 4,7in
120V: Ø12cm | 4,7in
CABLE
Black | Negro
Standard: 150cm | 59,1in
Lenght/largo customizable
120V: 200cm | 78,7in

LED / DIMMABLE

LIGHT SOURCE BUILT-IN
FUENTE DE LUZ INCLUIDA

230V - 50Hz

6W 2700K 840lm built-in
upon request 3000K 947lm
Dimming system: PHASE CUT /
upon request DALI/ Switch DIM

100-277V - 60Hz

6W 2700K 840lm built-in
upon request 3000K 947lm
Dimming system PHASE CONTROL & 0-10V
(only 120Vac TRIAC Dimmers)

NET WEIGHT
PESO NETO
2,6kg | 5,7lb




36x26x19 cm
14,2x10,2x7,5 in
2,9kg | 6,4lb



Certifications:
CE cULus

UK
CA



Parga 2 ref. PA204

LAMPSHADE TULIPA
Stone | Piedra

Natural color
Color natural

Painted Stainless steel
Acero inoxidable pintado

Bottom diffuser
Difusor inferior

CANOPY FLORÓN
Steel painted in matt black
Acero pintado en negro mate

230V: Ø12cm | 4,7in
120V: Ø12cm | 4,7in
CABLE
Black | Negro
Standard: 150cm | 59,1in
Lenght/largo customizable
120V: 200cm | 78,7in

LED / DIMMABLE

LIGHT SOURCE BUILT-IN
FUENTE DE LUZ INCLUIDA

230V - 50Hz

6W 2700K 840lm built-in
upon request 3000K 947lm
Dimming system: PHASE CUT /
upon request DALI/ Switch DIM

100-277V - 60Hz

6W 2700K 840lm built-in
upon request 3000K 947lm
Dimming system PHASE CONTROL & 0-10V
(only 120Vac TRIAC Dimmers)

NET WEIGHT
PESO NETO
2,2kg | 4,8lb




36x26x19 cm
14,2x10,2x7,5 in
2,5kg | 5,5lb



Certifications:
CE cULus

UK
CA



Parga 3 ref. PA304

LAMPSHADE TULIPA
Stone | Piedra

Natural color
Color natural

Painted Stainless steel
Acero inoxidable pintado

Bottom diffuser
Difusor inferior

CANOPY FLORÓN
Steel painted in matt black
Acero pintado en negro mate

230V: Ø12cm | 4,7in
120V: Ø12cm | 4,7in
CABLE
Black | Negro
Standard: 150cm | 59,1in
Lenght/largo customizable
120V: 200cm | 78,7in

LED / DIMMABLE

LIGHT SOURCE BUILT-IN
FUENTE DE LUZ INCLUIDA

230V - 50Hz

6W 2700K 840lm built-in
upon request 3000K 947lm
Dimming system: PHASE CUT /
upon request DALI/ Switch DIM

100-277V - 60Hz

6W 2700K 840lm built-in
upon request 3000K 947lm
Dimming system PHASE CONTROL & 0-10V
(only 120Vac TRIAC Dimmers)

NET WEIGHT
PESO NETO
2kg | 4,4lb




36x26x19 cm
14,2x10,2x7,5 in
2,3kg | 5,1lb



Certifications:
CE cULus

UK
CA

Pili ref. PL04-Mini



LAMPSHADE TULIPA
Painted stainless steel thread
Hilo de acero inoxidable pintado

One color: white
Un color: blanco



B

CANOPY FLORÓN
Steel gloss nickel-plated
Acero niquel-satinado

230V: Ø8cm | 3,1in
120V: Ø12cm | 4,7in

CABLE
Transparent
Transparente

Standard:
150cm | 59,1in

Lenght/largo customizable:
120V: 200cm | 78,7in

RECOMMENDED BULBS
BOMBILLAS RECOMENDADAS

230V - 50Hz

E27 LED Vintage - Max. 1x12 W

120V - 60Hz

E26 LED - Max. 1x12 W

NET WEIGHT
PESO NETO

0,8kg | 1,8lb



36x36x30 cm
14,2x14,2x11,8 in
1,5kg | 3,3lb



Certifications:

UK
CA

Pili ref. PL04



LAMPSHADE TULIPA
Painted stainless steel thread
Hilo de acero inoxidable pintado

One color: white
Un color: blanco



B

CANOPY FLORÓN
Steel gloss nickel-plated
Acero niquel-satinado

230V: Ø8cm | 3,1in
120V: Ø12cm | 4,7in

CABLE
Transparent
Transparente

Standard: 150cm |

59,1in
Lenght/largo customizable
120V: 200cm | 78,7in

RECOMMENDED BULBS
BOMBILLAS RECOMENDADAS

230V - 50Hz

E27 LED Vintage- Max. 1x12 W

120V - 60Hz

E26 LED - Max. 1x12 W

NET WEIGHT
PESO NETO

0,8kg | 1,8lb



44x44x40 cm
17,3x17,3x15,7 in
2,5kg | 5,5lb



Certifications:


UK
CA

Tati ref. TA04-1



LAMPSHADE TULIPA
Painted stainless steel
Acero inoxidable pintado

One color to choose
Un color a elegir



CUS-
TOM
COLOR

Steel gloss nickel-plated and Stainless steel
Acero niquel-satinado y acero inoxidable

CANOPY FLORÓN
Steel painted in white
Acero pintado en blanco

230V: Ø12cm | 4,7in
120V: Ø12cm | 4,7in

CABLE
Transparent or black
Transparente o negro

Standard: 150cm |
59,1in
Lenght/largo customizable
120V: 200cm | 78,7in

RECOMMENDED BULBS
BOMBILLAS RECOMENDADAS

230V - 50Hz

E27 LED Vintage- Max. 1x8 W

120V - 60Hz

E26 LED - Max. 1x8 W

NET WEIGHT
PESO NETO

2kg | 4,4lb



56x46x37 cm
22x18x14,6 in
3kg | 6,6lb



Certifications:

UK
CA



Tati ref. TA04-1-LD

LED / DIMMABLE



LAMPSHADE TULIPA
Painted stainless steel
Acero inoxidable pintado
One color to choose
Un color a elegir



CUSTOM COLOR

Steel gloss nickel-plated and Stainless steel
Acero niquel-satinado y acero inoxidable
Inside diffuser
Difusor interno

CANOPY FLORÓN
Steel painted in white
Acero pintado en blanco

230V: Ø12cm | 4,7in
120V: Ø12cm | 4,7in

CABLE
Transparent or black
Transparente o negro
Standard: 150cm | 59,1in
Lenght/largo customizable
120V: 200cm | 78,7in

LIGHT SOURCE BUILT-IN
FUENTE DE LUZ INCLUIDA

230V - 50Hz

17W 2700K 1645lm built-in
upon request 3000K 1776lm

Dimming system: PHASE CUT /
upon request DALI/ Switch DIM



100~277V - 60Hz

17W 2700K 1645lm built-in
upon request 3000K 1776lm

Dimming system PHASE CONTROL & 0-10V
(only 120Vac TRIAC Dimmers)

NET WEIGHT
PESO NETO

2,2kg | 4,8lb



56x46x37 cm
22x18x14,6 in
3,5kg | 7,1lb




Certifications:
CE cULus



Tati ref. TA04



LAMPSHADE TULIPA
Painted stainless steel
Acero inoxidable pintado
One color to choose
Un color a elegir



CUSTOM COLOR

Steel gloss nickel-plated and Stainless steel
Acero niquel-satinado y acero inoxidable

CANOPY FLORÓN
Steel painted in white
Acero pintado en blanco

230V: Ø12cm | 4,7in
120V: Ø12cm | 4,7in

CABLE
Transparent or black
Transparente o negro
Standard: 150cm | 59,1in
Lenght/largo customizable
120V: 200cm | 78,7in

RECOMMENDED BULBS
BOMBILLAS RECOMENDADAS

230V - 50Hz

E27 LED Vintage- Max. 3x12 W

120V - 60Hz

E26 LED - Max. 3x12 W

NET WEIGHT
PESO NETO

3,1kg | 6,8lb



60x60x33 cm
23,6x23,6x13 in
4kg | 8,8lb



Certifications:
CE cULus



Tati ref. TA04G



LAMPSHADE TULIPA
Painted stainless steel
Acero inoxidable pintado
One color to choose
Un color a elegir



CUSTOM COLOR

Steel gloss nickel-plated and Stainless steel
Acero niquel-satinado y acero inoxidable

CANOPY FLORÓN
Steel painted in white
Acero pintado en blanco

230V: Ø12cm | 4,7in
120V: Ø12cm | 4,7in

CABLE
Transparent or black
Transparente o negro
Standard: 150cm | 59,1in
Lenght/largo customizable
120V: 200cm | 78,7in

RECOMMENDED BULBS
BOMBILLAS RECOMENDADAS

230V - 50Hz

E27 LED Vintage- Max. 4x12 W

120V - 60Hz

E26 LED - Max. 4x12 W

NET WEIGHT
PESO NETO

4,3kg | 9,5lb



84x84x38 cm
33,1x33,1x15 in
10,2kg | 22,5lb



Certifications:
CE cULus




Tempo Andante ref. TEAN04



LAMPSHADE TULIPA
Painted stainless steel
Acero inoxidable pintado

One color to choose
Un color a elegir



CANOPY FLORÓN
Steel gloss nickel-plated
Acero níquel-satinado

230V: Ø8cm | 3,1in
120V: Ø12cm | 4,7in

CABLE
Transparent or black
Transparente o negro
Standard: 150cm |

59,1in
Lenght/largo customizable
120V: 200cm | 78,7in

RECOMMENDED BULBS
BOMBILLAS RECOMENDADAS

230V - 50Hz

E27 LED Vintage- Max. 1x12 W

120V - 60Hz

E26 LED - Max. 1x12 W

NET WEIGHT
PESO NETO

1,6kg | 3,5lb



65x32x23 cm
25,6x12,6x9,1 in
1,8kg | 4lb



Certifications:



LED

Tempo Andante ref. TEAN04-LD LED / DIMMABLE



LAMPSHADE TULIPA
Painted stainless steel
Acero inoxidable pintado

One color to choose
Un color a elegir



Bottom diffuser
Difusor inferior

CANOPY FLORÓN
Steel gloss nickel-plated
Acero níquel-satinado

230V: Ø12cm | 4,7in
120V: Ø12cm | 4,7in

CABLE
Transparent or black
Transparente o negro
Standard: 150cm |

59,1in
Lenght/largo customizable
120V: 200cm | 78,7in

LIGHT SOURCE BUILT-IN
FUENTE DE LUZ INCLUIDA

230V - 50Hz

17W 2700K 1645lm built-in

upon request 3000K 1776lm

Dimming system: PHASE CUT /
upon request DALI/ Switch DIM



100~277V - 60Hz

17W 2700K 1645lm built-in

upon request 3000K 1776lm

Dimming system PHASE CONTROL & 0-10V
(only 120Vac TRIAC Dimmers)

NET WEIGHT
PESO NETO

2,1kg | 4,6lb



65x32x23 cm
25,6x12,6x9,1 in
2,4kg | 5,5lb



Certifications:



EXT

Tempo Andante ref. TEAN04-EXT



LAMPSHADE TULIPA
Painted stainless steel
Acero inoxidable pintado

One color to choose
Un color a elegir



CANOPY FLORÓN
Steel and stainless steel coated with epoxy paint in black
Acero y acero inoxidable pintado en negro
Ø12cm | 4,7in

STANDARDS TESTED | NORMAS ENSAYADAS
EN 60598
EN 60529

Degree IP | Grado IP
IP64

CABLE
Black waterproof neoprene cable H05RN-F
Cable de neopreno negro resistente al agua HR05RN-F

Standard: 150cm | 59,1in
Lenght/largo customizable

RECOMMENDED BULBS
BOMBILLAS RECOMENDADAS

220-240V ~ 50/60Hz

E27 LED Vintage - Max. 1x15 W
BULB A60 G125 G95 ST64

Only LED BULB suitable for contact with water and use in humid conditions
Solamente Bombillas LED aptas para el contacto con el agua y utilización en condiciones de humedad
not available in 120V

* Please note that for environments with a high salinity, proper maintenance of the luminaire will be necessary. We recommend cleaning it with a soft brush and remove salt, dust, or dirt deposited by moisture or wind.

*Tenga en cuenta que para ambientes con alto grado de salinidad, será necesario realizar un correcto mantenimiento de la luminaria. Recomendamos limpiar con un cepillo suave y retirar la sal, el polvo o la suciedad depositada por la humedad o el viento.

NET WEIGHT
PESO NETO

1,6kg | 3,5lb



65x32x23 cm
25,6x12,6x9,1 in
1,8kg | 4lb



Certifications:




Tempo Vivace ref. TEVI04-Mini



LAMPSHADE TULIPA
Painted stainless steel
Acero inoxidable pintado

One color to choose
Un color a elegir



CANOPY FLORÓN
Steel gloss nickel-plated
Acero níquel-satinado

230V: Ø8cm | 3,1in
120V: Ø12cm | 4,7in

CABLE
Transparent or black
Transparente o negro

Standard: 150cm | 59,1in
Length/largo customizable
120V: 200cm | 78,7in

RECOMMENDED BULBS
BOMBILLAS RECOMENDADAS

230V - 50Hz
E14 LED Vintage - Max. 2x7 W

120V - 60Hz
E12 LED - Max. 2x7 W

1kg | 2,2lb

36x36x31 cm
14,2x14,2x12,2 in
1,5kg | 3,3lb



Certifications:
CE cUL US


UK
CA

LED Tempo Vivace ref. TEVI04-Mini-LD LED / DIMMABLE



LAMPSHADE TULIPA
Painted stainless steel
Acero inoxidable pintado

One color to choose
Un color a elegir



CANOPY FLORÓN
Steel gloss nickel-plated
Acero níquel-satinado

230V: Ø12cm | 4,7in
120V: Ø12cm | 4,7in

CABLE
Transparent or black
Transparente o negro

Standard: 150cm | 59,1in
Length/largo customizable
120V: 200cm | 78,7in

Bottom diffuser
Difusor inferior

LIGHT SOURCE BUILT-IN
FUENTE DE LUZ INCLUIDA

230V - 50Hz
8W 2700K 960lm built-in
upon request 3000K 1067lm
Dimming system PHASE CUT

100~277V - 60Hz
8W 2700K 960lm built-in
upon request 3000K 1067lm
Dimming system PHASE CONTROL & 0-10V
(only 120Vac TRIAC Dimmers)

1,3kg | 2,9lb

36x36x31 cm
14,2x14,2x12,2 in
1,6kg | 3,5lb



Certifications:
CE cUL US


UK
CA

Tempo Vivace ref. TEVI04



LAMPSHADE TULIPA
Painted stainless steel
Acero inoxidable pintado

One color to choose
Un color a elegir



CANOPY FLORÓN
Steel gloss nickel-plated
Acero níquel-satinado

230V: Ø8cm | 3,1in
120V: Ø12cm | 4,7in

CABLE
Transparent or black
Transparente o negro

Standard: 150cm | 59,1in
Length/largo customizable
120V: 200cm | 78,7in

RECOMMENDED BULBS
BOMBILLAS RECOMENDADAS

230V - 50Hz
E27 LED Vintage- Max. 1x12 W

120V - 60Hz
E26 LED - Max. 1x12 W

NET WEIGHT
PESO NETO

1,6kg | 3,5lb

44x44x40 cm
17,3x17,3x15,7 in
2,2kg | 4,8lb



Certifications:
CE cUL US

UK
CA


LED

Tempo Vivace ref. TEVI04-LD LED / DIMMABLE



LAMPSHADE TULIPA
Painted stainless steel
Acero inoxidable pintado

One color to choose
Un color a elegir



Bottom diffuser
Difusor inferior

CANOPY FLORÓN
Steel gloss nickel-plated
Acero níquel-satinado

230V: Ø12cm | 4,7in
120V: Ø12cm | 4,7in

CABLE
Transparent or black
Transparente o negro

Standard: 150cm | 59,1in
Lenght/largo customizable
120V: 200cm | 78,7in

LIGHT SOURCE BUILT-IN
FUENTE DE LUZ INCLUIDA
230V - 50Hz

● 17W 2700K 1645lm built-in
upon request 3000K 1776lm

Dimming system: PHASE CUT / upon request DALI/ Switch DIM



100-277V - 60Hz

● 17W 2700K 1645lm built-in
upon request 3000K 1776lm

Dimming system PHASE CONTROL & 0-10V (only 120Vac TRIAC Dimmers)

NET WEIGHT
PESO NETO

2,2kg | 4,6lb



44x44x40 cm
17,3x17,3x15,7 in
3kg | 6,6lb



Certifications:



EXT

Tempo Vivace ref. TEVI04-EXT



LAMPSHADE TULIPA
Painted stainless steel
Acero inoxidable pintado
One color to choose
Un color a elegir



CANOPY FLORÓN
Steel and stainless steel coated with epoxy paint in black
Acero y acero inoxidable pintado en negro

Ø12cm | 4,7in

STANDARDS TESTED | NORMAS ENSAYADAS
EN 60598
EN 60529

Degree IP | Grado IP
IP64

CABLE
Black waterproof neoprene cable H05RN-F
Cable de neopreno negro resistente al agua HR05RN-F

Standard: 150cm | 59,1in
Lenght/largo customizable

RECOMMENDED BULBS
BOMBILLAS RECOMENDADAS

220-240V ~ 50/60Hz

● E27 LED Vintage - Max. 1x15 W
BULB A60 G125 G95 ST64



Only LED BULB suitable for contact with water and use in humid conditions

Solamente Bombillas LED aptas para el contacto con el agua y utilización en condiciones de humedad

not available in 120V

* Please note that for environments with a high salinity, proper maintenance of the luminaire will be necessary. We recommend cleaning it with a soft brush and remove salt, dust, or dirt deposited by moisture or wind.

*Tenga en cuenta que para ambientes con alto grado de salinidad, será necesario realizar un correcto mantenimiento de la luminaria. Recomendamos limpiar con un cepillo suave y retirar la sal, el polvo o la suciedad depositada por la humedad o el viento.

NET WEIGHT
PESO NETO

2,2kg | 4,6lb



44x44x40 cm
17,3x17,3x15,7 in
3kg | 6,6lb




Certifications:
CE UK CA

Tempo Vivace ref. TEVI04G



LAMPSHADE TULIPA
Painted stainless steel
Acero inoxidable pintado

One color to choose
Un color a elegir



CANOPY FLORÓN
Steel gloss nickel-plated
Acero níquel-satinado

230V: Ø12cm | 4,7in
120V: Ø12cm | 4,7in

CABLE
Transparent or black
Transparente o negro

Standard: 150cm | 59,1in
Lenght/largo customizable
120V: 200cm | 78,7in

RECOMMENDED BULBS
BOMBILLAS RECOMENDADAS

230V - 50Hz

● E27 LED Vintage- Max. 1x12 W

120V - 60Hz

● E26 LED - Max. 1x12 W

NET WEIGHT
PESO NETO

2,1kg | 4,4lb



71x71x73 cm
28x28x17 in
2,8kg | 6,2lb



Certifications:
CE cUL US





Tempo Vivace ref. TEVI04G-LD

LED / DIMMABLE



LAMPSHADE TULIPA
Painted stainless steel
Acero inoxidable pintado

One color to choose
Un color a elegir



Bottom diffuser
Difusor inferior

CANOPY FLORÓN
Steel gloss nickel-plated
Acero niquel-satinado

230V: Ø12cm | 4,7in
120V: Ø12cm | 4,7in

CABLE
Transparent or black
Transparente o negro

Standard: 150cm | 59,1in
Lenght/largo customizable
120V: 200cm | 78,7in

LIGHT SOURCE BUILT-IN
FUENTE DE LUZ INCLUIDA
230V - 50Hz

17W 2700K 1645lm built-in
upon request 3000K 1776lm

Dimming system: PHASE CUT / upon request DALI/ Switch DIM

100-277V - 60Hz

17W 2700K 1645lm built-in
upon request 3000K 1776lm

Dimming system PHASE CONTROL & 0-10V (only 120Vac TRIAC Dimmers)

NET WEIGHT
PESO NETO
2,2kg | 4,6lb

71x71x73 cm
28x28x17 in
3kg | 6,6lb



Certifications:
CE cUL US
UK CA

Ura 1 ref. UR104



LAMPSHADE TULIPA
Painted stainless steel
Acero inoxidable pintado

One color to choose
Un color a elegir



Stainless steel
Acero inoxidable

CANOPY FLORÓN
Steel gloss nickel-plated
Acero niquel-satinado

230V: Ø8cm | 3,1in
120V: Ø12cm | 4,7in

CABLE
Transparent or black
Transparente o negro

Standard: 150cm | 59,1in
Lenght/largo customizable
120V: 200cm | 78,7in

RECOMMENDED BULBS
BOMBILLAS RECOMENDADAS

230V - 50Hz

E27 LED Vintage- Max. 1x12 W

120V - 60Hz

E26 LED - Max. 1x12 W

NET WEIGHT
PESO NETO
1,8kg | 4lb

60x60x33 cm
23,6x23,6x13 in
4,2kg | 9,2lb



Certifications:
CE cUL US
UK CA



Ura 1 ref. UR104-LD

LED / DIMMABLE



LAMPSHADE TULIPA
Painted stainless steel
Acero inoxidable pintado

One color to choose
Un color a elegir



Stainless steel
Acero inoxidable

Bottom diffuser
Difusor inferior

CANOPY FLORÓN
Steel gloss nickel-plated
Acero niquel-satinado

230V: Ø12cm | 4,7in
120V: Ø12cm | 4,7in

CABLE
Transparent or black
Transparente o negro

Standard: 150cm | 59,1in
Lenght/largo customizable
120V: 200cm | 78,7in

LIGHT SOURCE BUILT-IN
FUENTE DE LUZ INCLUIDA

230V - 50Hz

17W 2700K 1645lm built-in
upon request 3000K 1776lm

Dimming system: PHASE CUT / upon request DALI/ Switch DIM

100-277V - 60Hz

17W 2700K 1645lm built-in
upon request 3000K 1776lm

Dimming system PHASE CONTROL & 0-10V (only 120Vac TRIAC Dimmers)

NET WEIGHT
PESO NETO
2,3kg | 5,1lb

60x60x33 cm
23,6x23,6x13 in
4,7kg | 10,4lb



Certifications:
CE cUL US
UK CA

Ura 2 ref. UR204



43cm
16,9in

Ø20cm
7,9in

LAMPSHADE TULIPA
Painted stainless steel
Acero inoxidable pintado

One color to choose
Un color a elegir



Stainless steel
Acero inoxidable

CANOPY FLORÓN
Steel gloss nickel-plated
Acero niquel-satinado

230V: Ø8cm | 3,1in
120V: Ø12cm | 4,7in

CABLE
Transparent or black
Transparente o negro

Standard: 150cm |
59,1in
Lenght/largo
customizable
120V: 200cm | 78,7in

RECOMMENDED BULBS
BOMBILLAS RECOMENDADAS

230V - 50Hz

E27 LED Vintage- Max. 1x12 W

120V - 60Hz

E26 LED - Max. 1x12 W

NET WEIGHT
PESO NETO

1,1kg | 2,4lb



46x24x26 cm
18,1x9,4x10,2 in
1,6kg | 3,5lb



Certifications:



UK
CA

LED Ura 2 ref. UR204-LD




43cm
16,9in

Ø20cm
7,9in

LAMPSHADE TULIPA
Painted stainless steel
Acero inoxidable pintado

One color to choose
Un color a elegir



Stainless steel
Acero inoxidable

Bottom diffuser
Difusor inferior

CANOPY FLORÓN
Steel gloss nickel-plated
Acero niquel-satinado

230V: Ø12cm | 4,7in
120V: Ø12cm | 4,7in

CABLE
Transparent or black
Transparente o negro

Standard: 150cm |
59,1in
Lenght/largo
customizable
120V: 200cm | 78,7in

LED / DIMMABLE

LIGHT SOURCE BUILT-IN
FUENTE DE LUZ INCLUIDA

230V - 50Hz

17W 2700K 1645lm built-in upon request 3000K 1776lm

Dimming system: PHASE CUT /
upon request DALI/ Switch DIM

100-277V - 60Hz

17W 2700K 1645lm built-in upon request 3000K 1776lm

Dimming system PHASE CONTROL & 0-10V
(only 120Vac TRIAC Dimmers)

NET WEIGHT
PESO NETO

1,7kg | 3,7lb



46x24x26 cm
18,1x9,4x10,2 in
2,1kg | 4,6lb



Certifications:



UK
CA

Ura 3 ref. UR304




26cm
10,2in

Ø33cm
13in

LAMPSHADE TULIPA
Painted stainless steel
Acero inoxidable pintado

One color to choose
Un color a elegir



Stainless steel
Acero inoxidable

CANOPY FLORÓN
Steel gloss nickel-plated
Acero niquel-satinado

230V: Ø8cm | 3,1in
120V: Ø12cm | 4,7in

CABLE
Transparent or black
Transparente o negro

Standard: 150cm |
59,1in
Lenght/largo
customizable
120V: 200cm | 78,7in

RECOMMENDED BULBS
BOMBILLAS RECOMENDADAS

230V - 50Hz

E27 LED Vintage- Max. 1x12 W

120V - 60Hz

E26 LED - Max. 1x12 W

NET WEIGHT
PESO NETO

1,3kg | 2,9lb



36x36x31 cm
14,2x14,2x12,2 in
1,6kg | 3,5lb



Certifications:



UK
CA

LED

Ura 3 ref. UR304-LD

LED / DIMMABLE



LAMPSHADE TULIPA
Painted stainless steel
Acero inoxidable pintado

One color to choose
Un color a elegir



Stainless steel
Acero inoxidable

Bottom diffuser
Difusor inferior

CANOPY FLORÓN
Steel gloss nickel-plated
Acero niquel-satinado

230V: Ø12cm | 4,7in
120V: Ø12cm | 4,7in

CABLE
Transparent or black
Transparente o negro

Standard: 150cm | 59,1in
Lenght/largo customizable
120V: 200cm | 78,7in

LIGHT SOURCE BUILT-IN
FUENTE DE LUZ INCLUIDA

230V - 50Hz

17W 2700K 1645lm built-in
upon request 3000K 1776lm

Dimming system: PHASE CUT /
upon request DALI/ Switch DIM

100~277V - 60Hz

17W 2700K 1645lm built-in
upon request 3000K 1776lm

Dimming system PHASE CONTROL & 0-10V
(only 120Vac TRIAC Dimmers)

NET WEIGHT
PESO NETO

1,8kg | 4lb



36x36x31 cm
14,2x14,2x12,2 in
2kg | 4,4lb



Certifications:



UK
CA

Virginia ref. VG04A



LAMPSHADE TULIPA
Painted stainless steel
Acero inoxidable pintado

One color to choose
Un color a elegir



Stainless steel
Acero inoxidable

CANOPY FLORÓN
Steel gloss nickel-plated
Acero niquel-satinado

230V: Ø8cm | 3,1in
120V: Ø12cm | 4,7in

CABLE
Transparent or black
Transparente o negro

Standard: 150cm | 59,1in
Lenght/largo customizable
120V: 200cm | 78,7in

RECOMMENDED BULBS
BOMBILLAS RECOMENDADAS

230V - 50Hz

E27 LED Vintage- Max. 1x12 W

120V - 60Hz

E26 LED - Max. 1x12 W

NET WEIGHT
PESO NETO

3,5kg | 7,7lb



51x51x53 cm
20,7x20,7x20,9 in

4,2kg | 9,3lb



Certifications:



UK
CA

LED

Virginia ref. VG04A-LD

LED / DIMMABLE



LAMPSHADE TULIPA
Painted stainless steel
Acero inoxidable pintado

One color to choose
Un color a elegir



Stainless steel
Acero inoxidable

CANOPY FLORÓN
Steel gloss nickel-plated
Acero niquel-satinado

230V: Ø12cm | 4,7in
120V: Ø12cm | 4,7in

CABLE
Transparent or black
Transparente o negro

Standard: 150cm | 59,1in
Lenght/largo customizable
120V: 200cm | 78,7in

LIGHT SOURCE BUILT-IN
FUENTE DE LUZ INCLUIDA

230V - 50Hz

17W 2700K 1645lm built-in
upon request 3000K 1776lm

Dimming system: PHASE CUT /
upon request DALI/ Switch DIM

100~277V - 60Hz

17W 2700K 1645lm built-in
upon request 3000K 1776lm

Dimming system PHASE CONTROL & 0-10V
(only 120Vac TRIAC Dimmers)

NET WEIGHT
PESO NETO

3,8kg | 8,4lb



51x51x53 cm
20,7x20,7x20,9 in
4,5kg | 9,9lb



Certifications:



UK
CA

EXT

Virginia ref. VG04A-EXT



LAMPSHADE TULIPA
Painted stainless steel
Acero inoxidable pintado
One color to choose
Un color a elegir



CANOPY FLORÓN
Steel and stainless steel
coated with epoxy paint in black
Acero y acero inoxidable pintado en negro
Ø12cm | 4,7in

STANDARDS
TESTED | NORMAS
ENSAYADAS
EN 60598
EN 60529

Degree IP | Grado IP
IP64

CABLE
Black waterproof neoprene cable
H05RN-F
Cable de neopreno negro resistente al agua HR05RN-F

Standard: 150cm | 59,1in
Lenght/largo customizable

RECOMMENDED BULBS
BOMBILLAS RECOMENDADAS

220-240V ~ 50/60Hz

E27 LED Vintage - Max. 1x15 W
BULB A60 G125 G95 ST64

Only LED BULB suitable for contact with water and use in humid conditions

Solamente Bombillas LED aptas para el contacto con el agua y utilización en condiciones de humedad

not available in 120V

* Please note that for environments with a high salinity, proper maintenance of the luminaire will be necessary. We recommend cleaning it with a soft brush and remove salt, dust, or dirt deposited by moisture or wind.

* Tenga en cuenta que para ambientes con alto grado de salinidad, será necesario realizar un correcto mantenimiento de la luminaria. Recomendamos limpiar con un cepillo suave y retirar la sal, el polvo o la suciedad depositada por la humedad o el viento.

NET WEIGHT
PESO NETO

3,5kg | 7,7lb



51x51x53 cm
20,7x20,7x20,9 in
4,2kg | 9,3lb




Certifications:



Virginia ref. VG04B



LAMPSHADE TULIPA
Painted stainless steel
Acero inoxidable pintado
One color to choose
Un color a elegir



Stainless steel
Acero inoxidable

CANOPY FLORÓN
Steel gloss nickel-plated
Acero níquel-satinado

230V: Ø8cm | 3,1in
120V: Ø12cm | 4,7in

CABLE
Transparent or black
Transparente o negro
Standard: 150cm | 59,1in
Lenght/largo customizable
120V: 200cm | 78,7in

RECOMMENDED BULBS
BOMBILLAS RECOMENDADAS

230V - 50Hz

E27 LED Vintage- Max. 1x12 W

120V - 60Hz

E26 LED - Max. 1x12 W

NET WEIGHT
PESO NETO

3kg | 6,6lb



44x44x40 cm
17,3x17,3x15,7 in
3,7kg | 8,2lb



Certifications:



LED

Virginia ref. VG04B-LD

LED / DIMMABLE



LAMPSHADE TULIPA
Painted stainless steel
Acero inoxidable pintado

One color to choose
Un color a elegir



Stainless steel
Acero inoxidable

Bottom diffuser
Difusor inferior

CANOPY FLORÓN
Steel gloss nickel-plated
Acero níquel-satinado

230V: Ø12cm | 4,7in
120V: Ø12cm | 4,7in

CABLE
Transparent or black
Transparente o negro
Standard: 150cm | 59,1in
Lenght/largo customizable
120V: 200cm | 78,7in

LIGHT SOURCE BUILT-IN
FUENTE DE LUZ INCLUIDA

230V - 50Hz

17W 2700K 1645lm built-in upon request 3000K 1776lm

Dimming system: PHASE CUT / upon request DALI/ Switch DIM

100~277V - 60Hz

17W 2700K 1645lm built-in upon request 3000K 1776lm

Dimming system PHASE CONTROL & 0-10V (only 120Vac TRIAC Dimmers)

NET WEIGHT
PESO NETO

3,3kg | 7,3lb



44x44x40 cm
17,3x17,3x15,7 in
4kg | 8,8lb




Certifications:



EXT

Virginia ref. VG04B-EXT

LAMPSHADE TULIPA
Painted stainless steel
Acero inoxidable pintado
One color to choose
Un color a elegir



CANOPY FLORÓN
Steel and stainless steel
coated with epoxy paint in black
Acero y acero inoxidable pintado en negro
Ø12cm | 4,7in

STANDARDS
TESTED | NORMAS
ENSAYADAS
EN 60598
EN 60529

Degree IP | Grado IP
IP64

CABLE
Black waterproof neoprene cable
H05RN-F
Cable de neopreno negro resistente al agua HR05RN-F

Standard: 150cm | 59,1in
Lenght/largo customizable

RECOMMENDED BULBS
BOMBILLAS RECOMENDADAS

220-240V ~ 50/60Hz

E27 LED Vintage - Max. 1x15 W
BULB A60 G125 G95 ST64

Only LED BULB suitable for contact with water and use in humid conditions
Solamente Bombillas LED aptas para el contacto con el agua y utilización en condiciones de humedad

not available in 120V

* Please note that for environments with a high salinity, proper maintenance of the luminaire will be necessary. We recommend cleaning it with a soft brush and remove salt, dust, or dirt deposited by moisture or wind.

*Tenga en cuenta que para ambientes con alto grado de salinidad, será necesario realizar un correcto mantenimiento de la luminaria. Recomendamos limpiar con un cepillo suave y retirar la sal, el polvo o la suciedad depositada por la humedad o el viento.

NET WEIGHT
PESO NETO

3kg | 6,6lb



44x44x40 cm
17,3x17,3x15,7 in



Certifications:
CE UK CA




30cm | 11,8in

Ø35cm | 13,8in

V ref. VV04

LAMPSHADE TULIPA
Polycarbonate
Policarbonato

One color to choose
Un color a elegir



Glass diffuser
Difusor de vidrio

CANOPY FLORÓN
Steel painted in white / black
Acero pintado en blanco / negro

230V: Ø12cm | 4,7in
120V: Ø12cm | 4,7in

CABLE
Transparent or black
Transparente o negro
Standard: 150cm | 59,1in
Lenght/largo customizable
120V: 200cm | 78,7in

RECOMMENDED BULBS
BOMBILLAS RECOMENDADAS

230V - 50Hz

E27 LED Vintage- Max. 1x8 W

120V - 60Hz

E26 LED - Max. 1x8 W

NET WEIGHT
PESO NETO

5,4kg | 12lb



84x84x38 cm
33x33x15 in



Certifications:
CE cUL US

UK CA



29cm | 11,4in

Ø 80cm | 31,5in

V ref. VV04G

LAMPSHADE TULIPA
Polycarbonate
Policarbonato

One color to choose
Un color a elegir



Acrylic diffuser
Difusor acrílico

CANOPY FLORÓN
Steel painted in white / black
Acero pintado en blanco / negro

230V: Ø12cm | 4,7in
120V: Ø12cm | 4,7in

CABLE
Transparent or black
Transparente o negro
Standard: 200cm | 78,7in
Lenght/largo customizable
120V: 200cm | 78,7in

RECOMMENDED BULBS
BOMBILLAS RECOMENDADAS

230V - 50Hz

E27 LED Vintage- Max. 4x8 W

120V - 60Hz

E26 LED - Max. 4x8 W

NET WEIGHT
PESO NETO

12kg | 26,5lb



110x110x33 cm
43,3x43,3x13 in



Certifications:
CE cUL US

UK CA



29cm | 11,4 in

Ø 105cm | 41,3in



17cm | 6,7in

96x19cm | 37,8x7,5in



Vento ref. VN04-LD

LAMPSHADE TULIPA

Glass
Vidrio

One color to choose
Un color a elegir



02 87



89 90

Color combination



90 95

ref. 95
only available in
color combination

Bottom diffuser
Difusor inferior

CANOPY FLORÓN

Stainless steel
Acero inoxidable

230V: 13x11cm | 5,1x4,3in
120V: 13x11cm | 5,1x4,3in

CABLE

Transparent or black
Transparente o negro

Standard: 150cm |

59,1in

Length/largo
customizable

120V: 200cm | 78,7in

LED / DIMMABLE

LIGHT SOURCE BUILT-IN FUENTE DE LUZ INCLUIDA

230V - 50Hz

20W 2700K 2637lm built-in
upon request 3000K 2721lm



Dimming system DALI / Switch DIM
upon request PHASE CUT

100~277V - 60Hz

20W 2700K 2637lm built-in
upon request 3000K 2721lm

Dimming system PHASE CONTROL & 0-10V
(only 120Vac TRIAC Dimmers)

NET WEIGHT PESO NETO

5,6kg | 12,3lb



31x11x26 cm
12,2x4,3,7x10,2 in
9,8kg | 21,6lb



Certifications:



Woods ref. WD04

LAMPSHADE TULIPA

Birch
Abedul



Glass diffuser
Difusor de vidrio

CANOPY FLORÓN

Painted steel
Acero pintado

230V: Ø60cm | 23,6in
120V: Ø60cm | 23,6in

CABLE

Transparent
Transparente

RECOMMENDED BULBS BOMBILLAS RECOMENDADAS

230V - 50Hz

E27 LED Vintage- Max. 1x12 W

120V - 60Hz

E26 LED - Max. 1x12 W

NET WEIGHT PESO NETO

14,3kg | 31,5lb



60x60x33 cm
23,6x23,6x13 in
17kg | 37,7lb



Certifications:




61cm | 24in



90cm | 35,4in*


*Height is not adjustable on site
*Altura no ajustable

COMPOSITIONS
COMPOSICIONES



Agasallo ref. AG04-4-P

LAMPSHADE TULIPA
Painted stainless steel
Acero inoxidable pintado
One color to choose
Un color a elegir



Color combinations upon request
Combinaciones de color bajo pedido

Stainless steel
Acero inoxidable

ref. 1xAG104, 1xAG204,
1xAG304, 1xAG404

CANOPY FLORÓN
Steel painted in black
matt
Acero pintado en
negro mate

230V: Ø12cm | 4,7in
120V: Ø12cm | 4,7in

4 x REF. PIEZA002
Finish black matt

CABLE
Black
Negro

Lenght/largo
customizable

RECOMMENDED BULBS
BOMBILLAS RECOMENDADAS

230V - 50Hz

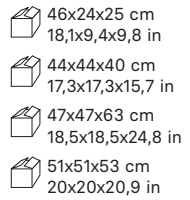
E27 LED Vintage- Max. 4x12 W

120V - 60Hz

E26 LED - Max. 4x12 W

NET WEIGHT
PESO NETO

4,5kg | 9,9lb

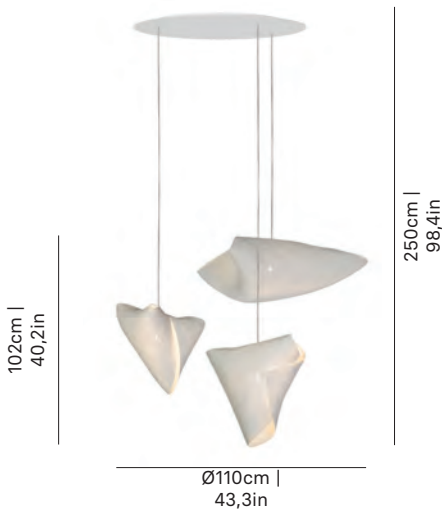


10,6kg | 23,4lb



Certifications:


**UK
CA**



Ballet ref. BA04-3

LAMPSHADE TULIPA
Painted stainless steel
Acero inoxidable pintado

One color to choose
Un color a elegir



Color combinations upon request
Combinaciones de color bajo pedido

Stainless steel
Acero inoxidable

ref. 1xBAPI04, 1xBARE04,
1xBALA04

CANOPY FLORÓN
DIBOND®

230V: Ø60cm | 23,6in
120V: Ø60cm | 23,6in

CABLE
Transparent or black
Transparente o negro

Lenght/largo
customizable

RECOMMENDED BULBS
BOMBILLAS RECOMENDADAS

230V - 50Hz

E27 LED Vintage- Max. 3x12 W

120V - 60Hz

E26 LED - Max. 3x12 W


NET WEIGHT
PESO NETO

5,7kg | 12,6lb



Certifications:


**UK
CA**



Ballet ref. BA04-3-P

LAMPSHADE TULIPA
Painted stainless steel
Acero inoxidable pintado

One color to choose
Un color a elegir



Color combinations upon request
Combinaciones de color bajo pedido

Stainless steel
Acero inoxidable

ref. 1xBAPI04, 1xBARE04,
1xBALA04

CANOPY FLORÓN
Steel gloss nickel-plated
Acero niquel-satinado

230V: Ø12cm | 4,7in
120V: Ø12cm | 4,7in

3 x REF. PIEZA002
Finish nickel-plated

CABLE
Transparent or black
Transparente o negro

Lenght/largo
customizable

RECOMMENDED BULBS
BOMBILLAS RECOMENDADAS

230V - 50Hz

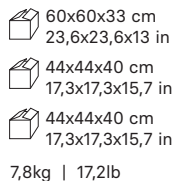
E27 LED Vintage- Max. 3x12 W

120V - 60Hz

E26 LED - Max. 3x12 W

NET WEIGHT
PESO NETO

3,5kg | 7,7lb



Certifications:

**UK
CA**



68cm | 26,8in

250cm | 98,4 in

70x70cm | 27,6x27,6in

Coral ref. CO04-3

LAMPSHADE TULIPA
Painted stainless steel
Acero inoxidable pintado

CANOPY FLORÓN
DIBOND®

230V: Ø60cm | 23,6in
120V: Ø60cm | 23,6in

One color to choose
Un color a elegir



CUSTOM COLOR
Color combinations upon request
Combinaciones de color bajo pedido

CABLE
Transparent or black
Transparente o negro

Lenght/largo customizable

Stainless steel
Acero inoxidable

ref. 1xCOAU04, 1xCOSE04, 1xCOGA04

RECOMMENDED BULBS
BOMBILLAS RECOMENDADAS

230V - 50Hz

E27 LED Vintage- Max. 3x12 W

120V - 60Hz

E26 LED - Max. 3x12 W

NET WEIGHT
PESO NETO

6,9kg | 15,2lb



60x80x86 cm
23,6x31,5x33,8 in
12kg | 26,5lb



Certifications:



68cm | 26,8in

250cm | 98,4 in

70x70cm | 27,6x27,6in

Coral ref. CO04-3-P

LAMPSHADE TULIPA
Painted stainless steel
Acero inoxidable pintado

CANOPY FLORÓN
Steel gloss nickel-plated
Acero niquel-satinado

230V: Ø12cm | 4,7in
120V: Ø12cm | 4,7in

One color to choose
Un color a elegir



CUSTOM COLOR
Color combinations upon request
Combinaciones de color bajo pedido

3 x REF. PIEZA002
Finish nickel-plated

CABLE
Transparent or black
Transparente o negro

Lenght/largo customizable

Stainless steel
Acero inoxidable

ref. 1xCOAU04, 1xCOSE04, 1xCOGA04

RECOMMENDED BULBS
BOMBILLAS RECOMENDADAS

230V - 50Hz

E27 LED Vintage- Max. 3x12 W

120V - 60Hz

E26 LED - Max. 3x12 W

NET WEIGHT
PESO NETO

4kg | 8,9lb

44x44x40 cm
17,3x17,3x15,7 in

44x44x40 cm
17,3x17,3x15,7 in

36x36x30 cm
14,2x14,2x11,8 in

6,2kg | 13,6lb



Certifications:



95cm | 37,4in

250cm | 98,4in

80x80cm | 31,5x31,5 in

Coral ref. CO04-5

LAMPSHADE TULIPA
Painted stainless steel
Acero inoxidable pintado

CANOPY FLORÓN
DIBOND®

230V: Ø60cm | 23,6in
120V: Ø60cm | 23,6in

One color to choose
Un color a elegir



CUSTOM COLOR
Color combinations upon request
Combinaciones de color bajo pedido

CABLE
Transparent or black
Transparente o negro

Lenght/largo customizable

Stainless steel
Acero inoxidable

ref. 1xCOAU04, 1xCOCY04, 1xCOSE04, 1xCOGA04, 1xCORE04

RECOMMENDED BULBS
BOMBILLAS RECOMENDADAS

230V - 50Hz

E27 LED Vintage- Max. 5x12 W

120V - 60Hz

E26 LED - Max. 5x12 W

NET WEIGHT
PESO NETO

9,6kg | 21,2lb



60x80x118 cm
23,6x31,5x46,5 in
17,5kg | 38,6lb



Certifications:





Coral ref. CO04-5-P

LAMPSHADE TULIPA
Painted stainless steel
Acero inoxidable pintado

One color to choose
Un color a elegir



Color combinations upon request
Combinaciones de color bajo pedido

Stainless steel
Acero inoxidable

ref. 1xCOAU04, 1xCOCY04,
1xCOSE04, 1xCOGA04,
1xCORE04

CANOPY FLORÓN
Steel gloss nickel-plated
Acero niquel-satinado

230V: Ø12cm | 4,7in
120V: Ø12cm | 4,7in

5 x REF. PIEZA002
Finish nickel-plated

CABLE
Transparent or black
Transparente o negro

Length/largo
customizable

RECOMMENDED BULBS
BOMBILLAS RECOMENDADAS

230V - 50Hz

E27 LED Vintage- Max. 5x12 W

120V - 60Hz

E26 LED - Max. 5x12 W



NET WEIGHT
PESO NETO

7,4kg | 16,3lb

44x44x40 cm
17,3x17,3x15,7 in

44x44x40 cm
17,3x17,3x15,7 in

36x36x30 cm
14,2x14,2x11,8 in


36x36x30 cm
14,2x14,2x11,8 in

66x32x23 cm
26x12,6x9,1 in

10kg | 22lb



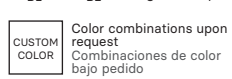

Certifications:



Coral ref. CO04-10

LAMPSHADE TULIPA
Painted stainless steel
Acero inoxidable pintado

One color to choose
Un color a elegir



Color combinations upon request
Combinaciones de color bajo pedido

Stainless steel
Acero inoxidable

ref. 2xCOAU04, 1xCOCY04,
2xCOSE04, 2xCOGA04,
2xCORE04, 1xCOAU04G

CANOPY FLORÓN
DIBOND®

230V: Ø120cm | 47,2in
120V: Ø120cm | 47,2in

CABLE
Transparent or black
Transparente o negro

Length/largo
customizable

RECOMMENDED BULBS
BOMBILLAS RECOMENDADAS

230V - 50Hz

E27 LED Vintage- Max. 13x12 W

120V - 60Hz

E26 LED - Max. 10x12 W

NET WEIGHT
PESO NETO

35,3kg | 77,8lb

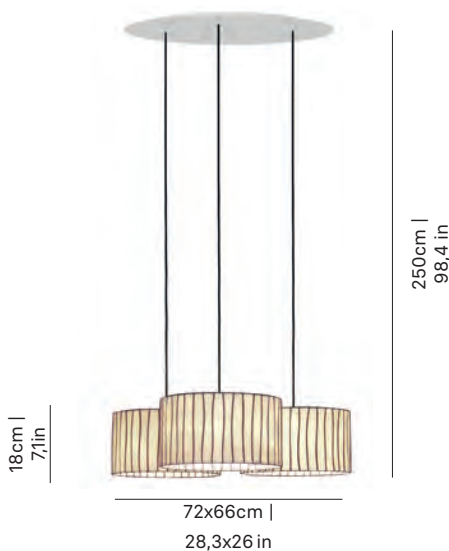


80x125x138 cm
31,5x49,2x54,3 in

56kg | 123,5lb





Certifications:



Curvas ref. CV04C-3

LAMPSHADE TULIPA
Glass
Vidrio

One color to choose
Un color a elegir



Bottom diffuser
Difusor inferior

ref. 3xCV04
*pictured color: 02
*color de la fotografía: 02

CANOPY FLORÓN
DIBOND®

230V: Ø60cm | 23,6in
120V: Ø60cm | 23,6in

CABLE
Transparent or black
Transparente o negro

Length/largo
customizable

RECOMMENDED BULBS
BOMBILLAS RECOMENDADAS

230V - 50Hz

E27 LED Vintage- Max. 3x12 W

120V - 60Hz

E26 LED - Max. 3x12 W

NET WEIGHT
PESO NETO

8kg | 17,6lb



60x80x95 cm
23,6x31,5x37,4 in

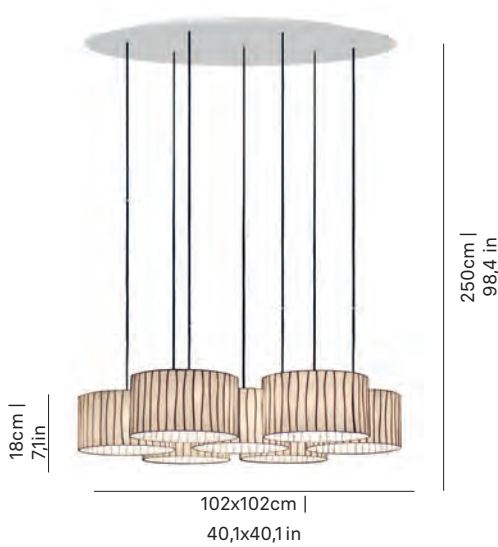
16kg | 35lb



Certifications:




Curvas ref. CV04-7



LAMPSHADE TULIPA
Glass
Vidrio

One color to choose
Un color a elegir



Bottom diffuser
Difusor inferior

ref. 7xCV04
*pictured color: 02
*color de la fotografía: 02

CANOPY FLORÓN
DIBOND®

230V: Ø100cm | 39,4in
120V: Ø100cm | 39,4in

CABLE
Transparent or black
Transparente o negro

Lenght/largo
customizable

RECOMMENDED BULBS
BOMBILLAS RECOMENDADAS

230V - 50Hz

E27 LED Vintage- Max. 7x12 W

120V - 60Hz

E26 LED - Max. 7x12 W

NET WEIGHT
PESO NETO

18kg | 39,7lb




80x120x125 cm
31,5x47,2x49,2 in
35kg | 77lb



Certifications:

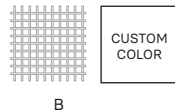
UK
CA

Fluo ref. FL04-4



LAMPSHADE TULIPA
Galvanized painted
steel

Acero galvanizado
pintado
One color: white
Un color: blanco



ref. 4xFL04

CANOPY FLORÓN
Stainless steel
Acero inoxidable

230V: Ø14cm | 5,51in
h10cm | 3,9in
120V: Ø14cm | 5,51in
h10cm | 3,9in

CABLE
Transparent
Transparente

Lenght/largo
customizable

RECOMMENDED BULBS
BOMBILLAS RECOMENDADAS

230V - 50Hz

E27 LED Vintage- Max. 4x12 W

120V - 60Hz

E26 LED - Max. 4x12 W

NET WEIGHT
PESO NETO

11,3kg | 25lb



77x82x139 cm
30,3x32,3x54,7 in
22kg | 48,5lb



77x82x139 cm
30,3x32,3x54,7 in
20kg | 44,1lb

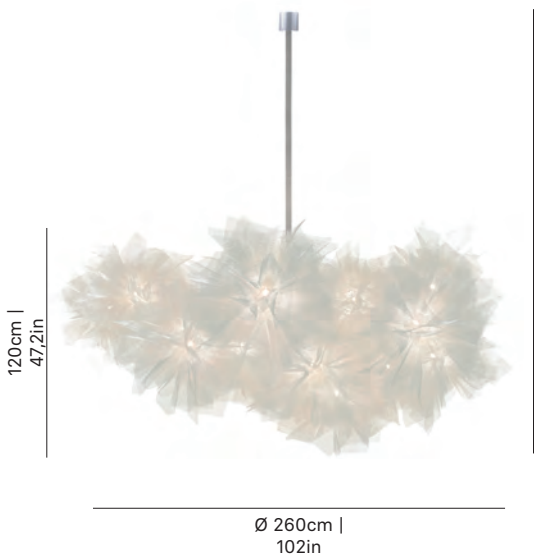


2009

Certifications:

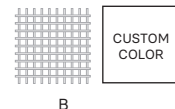
UK
CA

Fluo ref. FL04-16



LAMPSHADE TULIPA
Galvanized painted
steel

Acero galvanizado
pintado
One color: white
Un color: blanco



ref. 16xFL04

CANOPY FLORÓN
Stainless steel
Acero inoxidable

230V: Ø14cm | 5,51in
h14cm | 5,5in
120V: Ø14cm | 5,51in
h14cm | 5,5in

CABLE
Transparent
Transparente

Lenght/largo
customizable*

RECOMMENDED BULBS
BOMBILLAS RECOMENDADAS

230V - 50Hz

E27 LED Vintage- Max. 16x12 W

120V - 60Hz

E26 LED - Max. 16x12 W

NET WEIGHT
PESO NETO

57kg | 125,6lb



77x82x200 cm
30,3x32,3x78,7 in



80x120x200 cm
31,5x47,2x78,7 in



77x82x77 cm
30,3x32,3x30,3 in
135kg | 297lb



Certifications:

UK
CA

*Height is not adjustable on site
*Altura no ajustable in situ

LED

Mytilus ref. MY04-3

LAMPSHADE TULIPA
Painted stainless steel
Acero inoxidable pintado

One color to choose
Un color a elegir



BL N

DIFFUSER DIFUSOR
Glass sphere
Esfera de vidrio

ref. 3xMY04G

*approximate measurements
*medidas aproximadas

CANOPY FLORÓN
Steel painted in
white or black
Acero pintado en
blanco o negro

230V: Ø15(12)cm | 5,9(4,7)
in
120V: Ø15(12)cm | 5,9(4,7)in

CABLE
Transparent
Transparente

Length/largo
customizable

LIGHT SOURCE BUILT-IN
FUENTE DE LUZ INCLUIDA

230V - 50Hz

25W 3000K 2880lm built-in
upon request 2700K 3201lm

Dimming system DALI / Switch DIM
upon request PHASE CUT

100-277V - 60Hz

25W 3000K 3201lm built-in
upon request 2700K 2880lm

Dimming system PHASE CONTROL & 0-10V
(only 120Vac TRIAC Dimmers)

NET WEIGHT
PESO NETO

25,5kg |
56,2lb



82x97x105 cm
35,4x38,2x41,3 in
28kg | 61,7lb



Certifications:



UK
CA



30cm |
11,8in

250cm |
98,4in

136x140cm |
53,5x55,1in

Nevo ref. NE04-6

LAMPSHADE TULIPA
Painted stainless steel
Acero inoxidable
pintado

One color to choose
Un color a elegir



CUSTOM COLOR Color combinations upon request
Combinaciones de color bajo pedido

Steel gloss nickel-plated
and Stainless steel
Acero niquel-satinado
y acero inoxidable
ref. 3xNE06P, 3xNE04-1

CANOPY FLORÓN
DIBOND®

230V: Ø60cm | 23,6in
120V: Ø60cm | 23,6in

CABLE
Transparent
Transparente

Length/largo
customizable

RECOMMENDED BULBS
BOMBILLAS RECOMENDADAS

230V - 50Hz

E14 LED Vintage- Max. 9x7 W

120V - 60Hz

E12 LED - Max. 9x7 W

NET WEIGHT
PESO NETO

9,4kg | 20,7lb



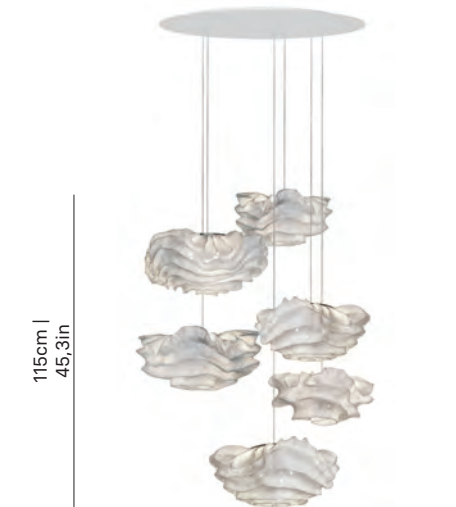
60x80x106 cm
23,6x31,5x41,2 in
20kg | 40lb



Certifications:



UK
CA



115cm |
45,3in

250cm |
98,4in

90x90cm |
35,4x35,4in

Nevo ref. NE04-11

LAMPSHADE TULIPA
Painted stainless steel
Acero inoxidable
pintado

One color to choose
Un color a elegir



CUSTOM COLOR Color combinations upon request
Combinaciones de color bajo pedido

Steel gloss nickel-plated
and Stainless steel
Acero niquel-satinado
y acero inoxidable
ref. 4xNE06P, 7xNE04-1

CANOPY FLORÓN
DIBOND®

230V: Ø120cm | 47,2in
120V: Ø120cm | 47,2in

CABLE
Transparent
Transparente

Length/largo
customizable

RECOMMENDED BULBS
BOMBILLAS RECOMENDADAS

230V - 50Hz

E14 LED Vintage- Max. 18x7 W

120V - 60Hz

E12 LED - Max. 18x7 W

NET WEIGHT
PESO NETO

10kg | 22lb



80x125x135 cm
31,5x49,2x53,1 in
53kg | 116,8lb



Certifications:



UK
CA



140cm |
55,1in

250cm |
98,4in

125x125cm |
49,2x49,2in



40cm | 15,7in

60x12cm | 23,6 x 4,7in

250cm | 98,4in



Parga ref. PA04-3-L

LAMPSHADE TULIPA
Stone | Piedra

Natural color
Color natural

Painted Stainless steel
Acero inoxidable pintado

Bottom diffuser
Difusor inferior

CABLE

Black | Negro
Length/largo customizable

CANOPY FLORÓN
Steel painted in matt black
Acero pintado en negro mate

230V: Ø14cm | 5,6in
120V: Ø14cm | 5,6in

2 x REF. PIEZA006



LIGHT SOURCE BUILT-IN
FUENTE DE LUZ INCLUIDA

230V - 50Hz

18W 2700K 2520lm built-in
upon request 3000K 2841lm

Dimming system: PHASE CUT /
upon request DALI/ Switch DIM



100-277V - 60Hz

18W 2700K 2520lm built-in
upon request 3000K 2841lm

Dimming system PHASE CONTROL & 0-10V
(only 120Vac TRIAC Dimmers)

NET WEIGHT
PESO NETO

6,5kg | 14,9lb




36x26x19 cm
14,2x10,2x7,5 in
36x26x19 cm
14,2x10,2x7,5 in
20x20x34 cm
7,9x7,9x13,4 in

7,2kg | 15,9lb



Certifications:



40cm | 15,7in

Ø60cm | 23,6in

250cm | 98,4in



Parga ref. PA04-3-R

LAMPSHADE TULIPA
Stone | Piedra

Natural color
Color natural

Painted Stainless steel
Acero inoxidable pintado

Bottom diffuser
Difusor inferior

CABLE

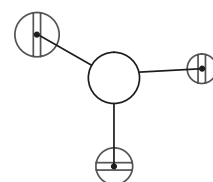
Black | Negro

Length/largo customizable

CANOPY FLORÓN
Steel painted in matt black
Acero pintado en negro mate

230V: Ø14cm | 5,6in
120V: Ø14cm | 5,6in

3 x REF. PIEZA006



LIGHT SOURCE BUILT-IN
FUENTE DE LUZ INCLUIDA

230V - 50Hz

24W 2700K 960lm built-in
upon request 3000K 1067lm

Dimming system: PHASE CUT /
upon request DALI/ Switch DIM



100-277V - 60Hz

24W 2700K 960lm built-in
upon request 3000K 1067lm

Dimming system PHASE CONTROL & 0-10V
(only 120Vac TRIAC Dimmers)

NET WEIGHT
PESO NETO


2,2kg | 4,8lb



20x20x34 cm
7,9x7,9x13,4 in
2,5kg | 5,5lb



Certifications:



30cm | 11,8in


80x80cm | 31,5x31,5in

250cm | 98,4in

Tati ref. TA04-3

LAMPSHADE TULIPA
Painted stainless steel
Acero inoxidable pintado

One color to choose
Un color a elegir



CUSTOM COLOR
Color combinations upon request
Combinaciones de color bajo pedido

Steel gloss nickel-plated and Stainless steel
Acero níquel-satinado y acero inoxidable

ref. 3xTA06G

CANOPY FLORÓN
DIBOND®

230V: Ø60cm | 23,6in
120V: Ø60cm | 23,6in

CABLE
Transparent
Transparente

Length/largo customizable

RECOMMENDED BULBS
BOMBILLAS RECOMENDADAS

230V - 50Hz

E14 LED Vintage - Max. 6x7 W

120V - 60Hz

E12 LED - Max. 6x7 W

NET WEIGHT
PESO NETO

6kg | 13,2lb



60x80x82 cm
23,6x31,5x32,3 in
19kg | 41,9lb



Certifications:





Tati ref. TA04-5

LAMPSHADE TULIPA
Painted stainless steel
Acero inoxidable pintado

CANOPY FLORÓN
DIBOND®

RECOMMENDED BULBS
BOMBILLAS RECOMENDADAS

NET WEIGHT
PESO NETO

230V: Ø60cm | 23,6in
120V: Ø60cm | 23,6in

230V - 50Hz

8,9kg | 19,6lb

E14 LED Vintage- Max. 8x7 W

One color to choose
Un color a elegir



CABLE
Transparent
Transparente

120V - 60Hz



60x80x82 cm
23,6x31,5x32,3 in
25kg | 55,1lb

E12 LED - Max. 8x7 W

CUSTOM COLOR Color combinations upon request
Combinaciones de color bajo pedido

Lenght/largo customizable



Steel gloss nickel-plated and Stainless steel
Acero niquel-satinado y acero inoxidable

Certifications:

UK CA

ref. 3xTA06G, 2xTA06P



Tati ref. TA04-10

LAMPSHADE TULIPA
Painted stainless steel
Acero inoxidable pintado

CANOPY FLORÓN
DIBOND®

RECOMMENDED BULBS
BOMBILLAS RECOMENDADAS

NET WEIGHT
PESO NETO

230V: Ø120cm | 47,2in
120V: Ø120cm | 47,2in

230V - 50Hz

19kg | 41,9lb

E14 LED Vintage- Max. 16x7 W

One color to choose
Un color a elegir



CABLE
Transparent
Transparente

120V - 60Hz



80x125x135 cm
31,5x49,2x53,1 in
55kg | 121,3lb

E12 LED - Max. 16x7 W

CUSTOM COLOR Color combinations upon request
Combinaciones de color bajo pedido

Lenght/largo customizable



Steel gloss nickel-plated and Stainless steel
Acero niquel-satinado y acero inoxidable

Certifications:

UK CA

ref. 6xTA06G, 4xTA06P



Ura ref. UR04-3

LAMPSHADE TULIPA
Painted stainless steel
Acero inoxidable pintado

CANOPY FLORÓN
DIBOND®

RECOMMENDED BULBS
BOMBILLAS RECOMENDADAS

NET WEIGHT
PESO NETO


230V: Ø60cm | 23,6in
120V: Ø60cm | 23,6in

230V - 50Hz

10,2kg | 22,5lb

E27 LED Vintage- Max. 3x12 W

One color to choose
Un color a elegir



CABLE
Transparent or black
Transparente o negro

120V - 60Hz



60x80x95 cm
23,6x31,5x37,4 in
10,2kg | 22,5lb

E26 LED - Max. 3x12 W

CUSTOM COLOR Color combinations upon request
Combinaciones de color bajo pedido

Lenght/largo customizable



Stainless steel
Acero inoxidable


Certifications:

UK CA

ref. 1xUR104, 1xUR204, 1xUR304

WALL & CEILING LAMPS


APLIQUES Y PLAFONES



Ballet ref. BA06

LAMPSHADE TULIPA
Painted stainless steel
Acero inoxidable pintado

One color to choose
Un color a elegir



CUSTOM COLOR

SUPPORT SOPORTE
Painted steel
Acero pintado

MOUNTING OPTIONS
OPCIONES DE INSTALACIÓN
Wall lamp
Aplicue

RECOMMENDED BULBS
BOMBILLAS RECOMENDADAS

230V - 50Hz

E27 LED Vintage- Max. 1x8W

120V - 60Hz

E26 LED - Max. 1x8 W

NET WEIGHT
PESO NETO

0,6kg | 1,3lb




44x44x20 cm
17,3x17,3x7,9 in
1,9kg | 4,2lb



Certifications:
CE cULus

UK
CA




LED

Ballet ref. BA06-LD

LAMPSHADE TULIPA
Painted stainless steel
Acero inoxidable pintado

One color to choose
Un color a elegir



CUSTOM COLOR

SUPPORT SOPORTE
Painted steel
Acero pintado

MOUNTING OPTIONS
OPCIONES DE INSTALACIÓN
Wall lamp
Aplicue

LED / DIMMABLE

LIGHT SOURCE BUILT-IN
FUENTE DE LUZ INCLUIDA

230V - 50Hz

8W 2700K 960lm built-in

upon request 3000K 1067lm

Dimming system PHASE CUT



NET WEIGHT
PESO NETO

1kg | 2,3lb



44x44x20 cm
17,3x17,3x7,9 in
2,3kg | 5,1lb



Certifications:
CE cULus

UK
CA

Inside diffuser
Difusor interno

100-277V - 60Hz

8W 2700K 960lm built-in

upon request 3000K 1067lm

Dimming system PHASE CONTROL and 0-10V

(only 120Vac TRIAC Dimmers)

*Depth 110V: 10cm|3,9in





Blum ref. BL06

LAMPSHADE TULIPA
Painted stainless steel thread
Hilo de acero inoxidable pintado

One color: white
Un color: blanco



B

SUPPORT SOPORTE
Painted steel
Acero pintado

MOUNTING OPTIONS
OPCIONES DE INSTALACIÓN
Wall lamp
Aplique

RECOMMENDED BULBS
BOMBILLAS RECOMENDADAS

230V - 50Hz



E27 LED Vintage- Max. 1x12 W

120V - 60Hz



E26 LED - Max. 1x12 W

NET WEIGHT
PESO NETO


1,1kg | 2,4lb



44x44x40 cm
17,3x17,3x15,7 in
1,5kg | 3,3lb




Certifications:



Cors ref. CR06

LAMPSHADE TULIPA
Painted stainless steel
Acero inoxidable pintado

One color to choose
Un color a elegir



SUPPORT SOPORTE
Stainless steel
Acero inoxidable

MOUNTING OPTIONS
OPCIONES DE INSTALACIÓN
Wall lamp
Aplique

RECOMMENDED BULBS
BOMBILLAS RECOMENDADAS

230V - 50Hz



G9 LED - Max. 2x4 W

120V - 60Hz



G9 LED - Max. 2x4 W

NET WEIGHT
PESO NETO

0,6kg | 1,3lb



51x19x27 cm
20,1x7,5x10,6 in
1kg | 2,2lb




Certifications:



Cors ref. CR06-LD

LAMPSHADE TULIPA
Painted stainless steel
Acero inoxidable pintado

One color to choose
Un color a elegir



Inside diffuser
Difusor interno

SUPPORT SOPORTE
Steel gloss nickel-plated and stainless steel
Acero niquel-satinado y acero inoxidable

MOUNTING OPTIONS
OPCIONES DE INSTALACIÓN
Wall lamp
Aplique

LED / DIMMABLE

LIGHT SOURCE BUILT-IN
FUENTE DE LUZ INCLUIDA

230V - 50Hz



8W 2700K 960lm built-in

upon request 3000K 1067lm

Dimming system PHASE CUT



100~277V - 60Hz



8W 2700K 960lm built-in

upon request 3000K 1067lm

Dimming system PHASE CONTROL and 0-10V
(only 120Vac TRIAC Dimmers)

NET WEIGHT
PESO NETO

1,1kg | 2,4lb

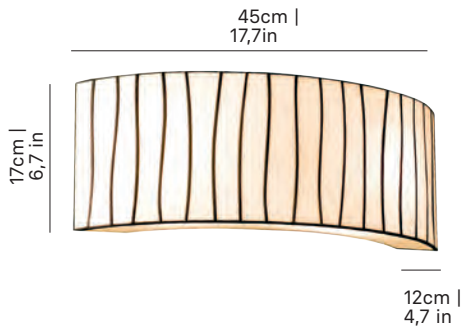


51x19x27 cm
20,1x7,5x10,6 in
1,5kg | 3,3lb



Certifications:






Curvas ref. CV06

LAMP SHADE TULIPA
Glass
Vidrio

One color to choose
Un color a elegir



SUPPORT SOPORTE
Stainless steel
Acero inoxidable

MOUNTING
OPTIONS
OPCIONES DE
INSTALACIÓN
Wall lamp
Aplique

RECOMMENDED BULBS
BOMBILLAS RECOMENDADAS

230V - 50Hz

E14 LED Vintage - Max. 2x7 W

120V - 60Hz

E12 LED - Max. 2x7 W

NET WEIGHT
PESO NETO

1,7kg | 3,7lb



65x32x23 cm
25,6x12,6x9,1 in
3kg | 6,5lb




Certifications:



Gea ref. GE06

LAMP SHADE TULIPA
Painted stainless steel
Acero inoxidable pintado

One color to choose
Un color a elegir



SUPPORT SOPORTE
Stainless steel
Acero inoxidable

MOUNTING
OPTIONS
OPCIONES DE
INSTALACIÓN
Wall lamp
Aplique

RECOMMENDED BULBS
BOMBILLAS RECOMENDADAS

230V - 50Hz

G9 LED - Max. 2x4 W

120V - 60Hz

G9 LED - Max. 2x4 W

NET WEIGHT
PESO NETO


0,6kg | 1,3lb



36x26x19 cm
14,2x10,2x7,5 in
1kg | 2,2lb



Certifications:



LED

Gea ref. GE06-LD

LAMP SHADE TULIPA
Painted stainless steel
Acero inoxidable pintado

One color to choose
Un color a elegir



Inside diffuser
Difusor interno

SUPPORT SOPORTE
Steel gloss nickel-plated
and stainless steel
Acero niquel-satinado
y acero inoxidable

MOUNTING
OPTIONS
OPCIONES DE
INSTALACIÓN
Wall lamp
Aplique

LED / DIMMABLE

LIGHT SOURCE BUILT-IN
FUENTE DE LUZ INCLUIDA

230V - 50Hz

8W 2700K 960lm built-in

upon request 3000K 1067lm

Dimming system PHASE CUT



100-277V - 60Hz

8W 2700K 960lm built-in

upon request 3000K 1067lm

Dimming system PHASE CONTROL and 0-10V

(only 120Vac TRIAC Dimmers)

NET WEIGHT
PESO NETO

1,1kg | 2,4lb




36x26x19 cm
14,2x10,2x7,5 in
1,5kg | 3,3lb



Certifications:




Kala ref. KL06



LAMPSHADE TULIPA
Painted stainless steel
Acero inoxidable pintado

One color to choose
Un color a elegir



CUS-TOM COLOR

SUPPORT SOPORTE
Stainless steel
Acero inoxidable

MOUNTING OPTIONS
OPCIONES DE INSTALACIÓN
Wall lamp
Aplique

RECOMMENDED BULBS
BOMBILLAS RECOMENDADAS

230V - 50Hz

G9 LED - Max. 2x4 W

120V - 60Hz

G9 LED - Max. 2x4 W

NET WEIGHT
PESO NETO

0,6kg | 1,3lb



36x26x19 cm
14,2x10,2x7,5 in
1kg | 2,2lb



Certifications:




UK
CA

*Width 110V:
24cm|9,4in


LED

Kala ref. KL06-LD



LAMPSHADE TULIPA
Painted stainless steel
Acero inoxidable pintado

One color to choose
Un color a elegir



CUS-TOM COLOR

Inside diffuser
Difusor interno

SUPPORT SOPORTE
Steel gloss nickel-plated and stainless steel
Acero niquel-satinado y acero inoxidable

MOUNTING OPTIONS
OPCIONES DE INSTALACIÓN
Wall lamp
Aplique

LED / DIMMABLE

LIGHT SOURCE BUILT-IN
FUENTE DE LUZ INCLUIDA

230V - 50Hz

8W 2700K 960lm built-in

upon request 3000K 1067lm

Dimming system PHASE CUT

NET WEIGHT
PESO NETO

1,1kg | 2,4lb



36x26x19 cm
14,2x10,2x7,5 in
1,5kg | 3,3lb




Certifications:



UK
CA

LED

Kite ref. KT06-LD



LAMPSHADE TULIPA
Painted stainless steel
Acero inoxidable pintado

One color to choose
Un color a elegir



CUS-TOM COLOR

SUPPORT SOPORTE
Stainless steel
Acero inoxidable

MOUNTING OPTIONS
OPCIONES DE INSTALACIÓN
Wall & ceiling lamp
Aplique & plafón

LED / DIMMABLE

LIGHT SOURCE BUILT-IN
FUENTE DE LUZ INCLUIDA

230V - 50Hz

17W 2700K 3636lm built-in

upon request 3000K 3780lm

Dimming system: PHASE CUT / upon request DALI/ Switch DIM

NET WEIGHT
PESO NETO

8,5kg | 18,7lb



71x71x15 cm
28x28x5,9 in
9,2kg | 20,3lb



Certifications:



UK
CA



LED

Kite ref. KT06G-LD

LED / DIMMABLE

LAMPSHADE TULIPA
Painted stainless steel
Acero inoxidable pintado

SUPPORT SOPORTE
Stainless steel
Acero inoxidable

LIGHT SOURCE BUILT-IN
FUENTE DE LUZ INCLUIDA

NET WEIGHT
PESO NETO

230V - 50Hz

7,5kg | 16,5lb

34W 2700K 7272lm built-in

upon request 3000K 7560lm


Dimming system: PHASE CUT /
upon request DALI/ Switch DIM



102x102x13 cm
40,1x40,1x5,1 in
11kg | 24,2lb

One color to choose
Un color a elegir

MOUNTING
OPTIONS
OPCIONES DE
INSTALACIÓN
Wall & ceiling lamp
Aplicque & plafón



CUSTOM
COLOR

100 - 277V - 60Hz

34W 2700K 7272lm built-in

upon request 3000K 7560lm

Dimming system PHASE CONTROL and 0-10V
(only 120Vac TRIAC Dimmers)



Certifications:



UK
CA

LED

Li ref. LI06

LED / DIMMABLE

LAMPSHADE TULIPA
Pressed Cellulose
Celulosa prensada

SUPPORT SOPORTE
Stainless steel
Acero inoxidable

LIGHT SOURCE BUILT-IN
FUENTE DE LUZ INCLUIDA

NET WEIGHT
PESO NETO

230V - 50Hz

1,2kg | 2,6lb

11,8W 2700K 1604lm built-in

upon request 3000K 1654lm

Dimming system PHASE CUT



32x65x23 cm
12,6x25,6x9 in
2kg | 4,4lb

One color to choose
Un color a elegir

MOUNTING
OPTIONS
OPCIONES DE
INSTALACIÓN
Wall lamp
Aplicque



120V - 60Hz

11,8W 2700K 1546lm built-in

upon request 3000K 1805lm

Dimming system PHASE CONTROL and 0-10V
(only 120Vac TRIAC Dimmers)



Certifications:



UK
CA

LED

Li ref. LI06G

LED / DIMMABLE

LAMPSHADE TULIPA
Pressed Cellulose
Celulosa prensada

SUPPORT SOPORTE
Stainless steel
Acero inoxidable

LIGHT SOURCE BUILT-IN
FUENTE DE LUZ INCLUIDA

NET WEIGHT
PESO NETO

230V - 50Hz

2,9kg | 6,4lb

17W 2700K 2558lm built-in

upon request 3000K 2632lm

Dimming system PHASE CUT



110x31x25 cm
43,3x12,2x9,8 in
4,7kg | 10,4lb

One color to choose
Un color a elegir

MOUNTING
OPTIONS
OPCIONES DE
INSTALACIÓN
Wall lamp
Aplicque



100 - 277V - 60Hz

17W 2700K 2558lm built-in

upon request 3000K 2632lm


Dimming system PHASE CONTROL and 0-10V
(only 120Vac TRIAC Dimmers)



Certifications:



UK
CA



6,5cm | 2,6in

103,5cm | 40,7in

16cm | 6,3in



Li ref. LI06G-D

LAMPSHADE TULIPA
Pressed Cellulose
Celulosa prensada

One color to choose
Un color a elegir

SUPPORT SOPORTE
Stainless steel
Acero inoxidable

MOUNTING
OPTIONS
OPCIONES DE
INSTALACIÓN
Wall lamp
Aplique

LED / DIMMABLE

LIGHT SOURCE BUILT-IN
FUENTE DE LUZ INCLUIDA

230V - 50Hz
23,6W 2700K 3020lm built-in
upon request 3000K 3115lm

Dimming system DALI / Switch DIM



NET WEIGHT
PESO NETO

2,9kg | 6,4lb



110x31x25 cm
43,3x12,2x9,8 in
4,7kg | 10,4lb


100 - 277V - 60Hz

17W 2700K 2558lm built-in
upon request 3000K 2632lm

Dimming system PHASE CONTROL and 0-10V
(only 120Vac TRIAC Dimmers)



Certifications:



Mytilus ref. MY06

LAMPSHADE TULIPA
Painted stainless steel
Acero inoxidable pintado

One color: white
Un color: blanco



DIFFUSER DIFUSOR
Glass sphere
Esfera de vidrio

*approximate measurements
*medidas aproximadas

SUPPORT SOPORTE
Steel gloss nickel-plated
Acero niquel-satinado

MOUNTING
OPTIONS
OPCIONES DE
INSTALACIÓN
Wall lamp
Aplique

LED / DIMMABLE

LIGHT SOURCE BUILT-IN
FUENTE DE LUZ INCLUIDA

230V - 50Hz
8W 2700K 960lm built-in
upon request 3000K 1067lm

Dimming system PHASE CUT



NET WEIGHT
PESO NETO

3kg | 6,6lb



60x60x22 cm
23,6x23,6x8,7 in
4,5kg | 9,9lb


100 - 277V - 60Hz

8W 2700K 960lm built-in
upon request 3000K 1067lm

Dimming system PHASE CONTROL and 0-10V
(only 120Vac TRIAC Dimmers)



Certifications:



Nevo ref. NE06P

LAMPSHADE TULIPA
Painted stainless steel
Acero inoxidable pintado

One color to choose
Un color a elegir



Steel gloss nickel-plated
and stainless steel
Acero niquel-satinado
y acero inoxidable

SUPPORT SOPORTE
Steel gloss nickel-plated
and stainless steel
Acero niquel-satinado
y acero inoxidable

MOUNTING
OPTIONS
OPCIONES DE
INSTALACIÓN
Wall lamp
Aplique

RECOMMENDED BULBS
BOMBILLAS RECOMENDADAS

230V - 50Hz
G9 LED - Max. 1x4 W

120V - 60Hz
G9 LED - Max. 1x4 W

NET WEIGHT
PESO NETO

0,8kg | 1,8lb



36x36x31 cm
14,2x14,2x12,2 in
1,8kg | 4lb



Certifications:





Nevo ref. NE06P-LD

LED / DIMMABLE

31cm | 12,2in



31cm | 12,2in

20cm | 7,9in

LAMPSHADE TULIPA
Painted stainless steel
Acero inoxidable pintado

One color to choose
Un color a elegir



Steel gloss nickel-plated and stainless steel
Acero niquel-satinado y acero inoxidable

Inside diffuser
Difusor interno

SUPPORT SOPORTE
Steel gloss nickel-plated and stainless steel
Acero niquel-satinado y acero inoxidable

MOUNTING OPTIONS
OPCIONES DE INSTALACIÓN

Wall lamp
Aplique

LIGHT SOURCE BUILT-IN
FUENTE DE LUZ INCLUIDA

230V - 50Hz

8W 2700K 960lm built-in
upon request 3000K 1067lm

Dimming system PHASE CUT



100 - 277V - 60Hz

8W 2700K 960lm built-in
upon request 3000K 1067lm

Dimming system PHASE CONTROL and 0-10V
(only 120Vac TRIAC Dimmers)

NET WEIGHT
PESO NETO

1,2kg | 2,6lb



36x36x31 cm
14,2x14,2x12,2 in
1,8kg | 4lb



Certifications:
CE cULUS

UK
CA

Nevo ref. NE06

38cm | 14,9in




38cm | 14,9in

23cm | 9in

LAMPSHADE TULIPA
Painted stainless steel
Acero inoxidable pintado

One color to choose
Un color a elegir



Steel gloss nickel-plated and stainless steel
Acero niquel-satinado y acero inoxidable

SUPPORT SOPORTE
Steel gloss nickel-plated and stainless steel
Acero niquel-satinado y acero inoxidable

MOUNTING OPTIONS
OPCIONES DE INSTALACIÓN

Wall lamp
Aplique

RECOMMENDED BULBS
BOMBILLAS RECOMENDADAS

230V - 50Hz

E14 LED Vintage - Max. 2x7 W

120V - 60Hz

E12 LED - Max. 2x7 W

NET WEIGHT
PESO NETO

1,1kg | 2,4lb



36x36x31 cm
14,2x14,2x12,2 in
2,2kg | 4,8lb



Certifications:
CE cULUS

UK
CA



Nevo ref. NE06-LD

LED / DIMMABLE

38cm | 14,9in




38cm | 14,9in

25cm | 9,8in

LAMPSHADE TULIPA
Painted stainless steel
Acero inoxidable pintado

One color to choose
Un color a elegir



Steel gloss nickel-plated and stainless steel
Acero niquel-satinado y acero inoxidable

Inside diffuser
Difusor interno

SUPPORT SOPORTE
Steel gloss nickel-plated and stainless steel
Acero niquel-satinado y acero inoxidable

MOUNTING OPTIONS
OPCIONES DE INSTALACIÓN

Wall lamp
Aplique

LIGHT SOURCE BUILT-IN
FUENTE DE LUZ INCLUIDA

230V - 50Hz

8W 2700K 960lm built-in
upon request 3000K 1067lm

Dimming system PHASE CUT



100 - 277V - 60Hz

8W 2700K 960lm built-in
upon request 3000K 1067lm

Dimming system PHASE CONTROL and 0-10V
(only 120Vac TRIAC Dimmers)

NET WEIGHT
PESO NETO

1,4kg | 3,1lb




36x36x31 cm
14,2x14,2x12,2 in
2,2kg | 4,8lb



Certifications:
CE cULUS

UK
CA



Onn ref. ON06

LAMPSHADE TULIPA
Painted stainless steel
Acero inoxidable pintado

One color: white
Un color: blanco



SUPPORT SOPORTE
Painted steel
Acero pintado

MOUNTING OPTIONS OPCIONES DE INSTALACIÓN
Wall & ceiling lamp
Aplique & plafón

RECOMMENDED BULBS BOMBILLAS RECOMENDADAS

230V - 50Hz

E27 LED Vintage- Max. 1x8 W

120V - 60Hz

E26 LED - Max. 1x8 W

NET WEIGHT PESO NETO


3kg | 6,6lb



46x52x30 cm
18,1x20,5x11,8 in
4,4kg | 9,7lb



Certifications:



Onn ref. ON06-LD

LAMPSHADE TULIPA
Painted stainless steel
Acero inoxidable pintado

One color: white
Un color: blanco



Inside diffuser
Difusor interno

SUPPORT SOPORTE
Painted steel
Acero pintado

MOUNTING OPTIONS OPCIONES DE INSTALACIÓN
Wall lamp
Aplique

LED / DIMMABLE

LIGHT SOURCE BUILT-IN FUENTE DE LUZ INCLUIDA

230V - 50Hz

15W 2700K 2860lm built-in
upon request 3000K 2945lm

Dimming system: PHASE CUT /
upon request DALI/ Switch DIM



NET WEIGHT PESO NETO


3,5kg | 7,7lb



46x52x30 cm
18,1x20,5x11,8 in
4,4kg | 9,7lb



Certifications:



Onn ref. ON06G

LAMPSHADE TULIPA
Painted stainless steel
Acero inoxidable pintado

One color: white
Un color: blanco



SUPPORT SOPORTE
Painted steel
Acero pintado

MOUNTING OPTIONS OPCIONES DE INSTALACIÓN
Wall lamp
Aplique

RECOMMENDED BULBS BOMBILLAS RECOMENDADAS

230V - 50Hz

E27 LED Vintage- Max. 3x8 W

120V - 60Hz

E26 LED - Max. 3x8 W

NET WEIGHT PESO NETO

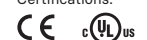
7kg | 15,4lb



71x71x32 cm
28x28x12,6 in
8kg | 17,6lb



Certifications:





Planum ref. PM06R-LD

LED / DIMMABLE

96x96cm |
37,8 x37,8 in



LAMPSHADE TULIPA
Painted stainless steel
Acero inoxidable pintado

SUPPORT SOPORTE
Steel painted in white
Acero pintado en blanco

LIGHT SOURCE BUILT-IN
FUENTE DE LUZ INCLUIDA

NET WEIGHT
PESO NETO

One color to choose
Un color a elegir



MOUNTING
OPTIONS
OPCIONES DE
INSTALACIÓN
Wall & ceiling lamp
Aplique & plafón

230V - 50Hz
34W 2700K 7272lm built-in
upon request 3000K 7560lm
Dimming system: PHASE CUT /
upon request DALI/ Switch DIM

6,6kg | 14,6lb



102x102x13 cm
40,1x40,1x5,1 in
10kg | 22lb



100 - 277V - 60Hz
34W 2700K 7272lm built-in
upon request 3000K 7560lm
Dimming system PHASE CONTROL and 0-10V
(only 120Vac TRIAC Dimmers)



Certifications:



8cm |
3,1 in



Planum ref. PM06PR-LD

LED / DIMMABLE

47cm |
18,5 in



96cm |
37,8 in

LAMPSHADE TULIPA
Painted stainless steel
Acero inoxidable pintado

SUPPORT SOPORTE
Steel painted in white
Acero pintado en blanco

LIGHT SOURCE BUILT-IN
FUENTE DE LUZ INCLUIDA

NET WEIGHT
PESO NETO

One color to choose
Un color a elegir



MOUNTING
OPTIONS
OPCIONES DE
INSTALACIÓN
Wall & ceiling lamp
Aplique & plafón

230V - 50Hz
17W 2700K 3636lm built-in
upon request 3000K 3780lm
Dimming system: PHASE CUT /
upon request DALI/ Switch DIM

2,8kg | 6,2lb



102x53x13 cm
40,1x20,8x5,1 in
5kg | 11lb



100 - 277V - 60Hz
17W 2700K 3636lm built-in
upon request 3000K 3780lm
Dimming system PHASE CONTROL and 0-10V
(only 120Vac TRIAC Dimmers)



Certifications:



8cm |
3,1 in

Tati ref. TA06

19cm |
7,5 in



23cm |
9 in

15cm |
5,9 in

LAMPSHADE TULIPA
Painted stainless steel
Acero inoxidable pintado
One color to choose
Un color a elegir

SUPPORT SOPORTE
Stainless steel
Acero inoxidable

RECOMMENDED BULBS
BOMBILLAS RECOMENDADAS

NET WEIGHT
PESO NETO



MOUNTING
OPTIONS
OPCIONES DE
INSTALACIÓN
Wall lamp
Aplique

230V - 50Hz
G9 LED - Max. 2x4 W

0,5kg | 1,1lb



25x35x17 cm
13,7x9,8x6,7 in
1kg | 2,2lb




120V - 60Hz
G9 LED - Max. 2x4 W

Steel gloss nickel-plated
and stainless steel
Acero níquel-satinado
y acero inoxidable



Certifications:





Tati ref. TA06-LD

LED / DIMMABLE

LAMPSHADE TULIPA
Painted stainless steel
Acero inoxidable pintado

One color to choose
Un color a elegir



Steel gloss nickel-plated
and stainless steel
Acero niquel-satinado
y acero inoxidable

SUPPORT SOPORTE
Steel gloss nickel-plated
and stainless steel
Acero niquel-satinado
y acero inoxidable

MOUNTING OPTIONS
OPCIONES DE INSTALACIÓN
Wall lamp
Aplique

LIGHT SOURCE BUILT-IN
FUENTE DE LUZ INCLUIDA

230V - 50Hz

8W 2700K 960lm built-in

upon request 3000K 1067lm

Dimming system PHASE CUT



NET WEIGHT
PESO NETO

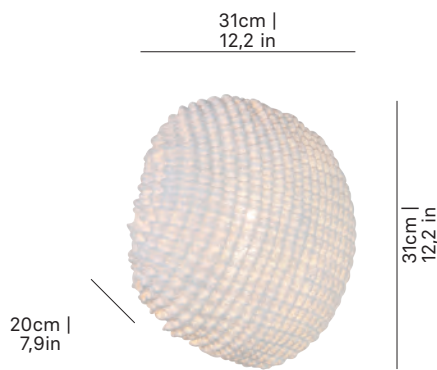
0,7kg | 1,5lb



25x35x17 cm
13,7x9,8x6,7 in
1kg | 2,2lb



Certifications:



Tati ref. TA06P

LAMPSHADE TULIPA
Painted stainless steel
Acero inoxidable pintado

One color to choose
Un color a elegir



Steel gloss nickel-plated
and stainless steel
Acero niquel-satinado
y acero inoxidable

SUPPORT SOPORTE
Steel gloss nickel-plated
and stainless steel
Acero niquel-satinado
y acero inoxidable

MOUNTING OPTIONS
OPCIONES DE INSTALACIÓN
Wall lamp
Aplique

RECOMMENDED BULBS
BOMBILLAS RECOMENDADAS

230V - 50Hz

G9 LED - Max. 1x4 W

120V - 60Hz

G9 LED - Max. 1x4 W

NET WEIGHT
PESO NETO

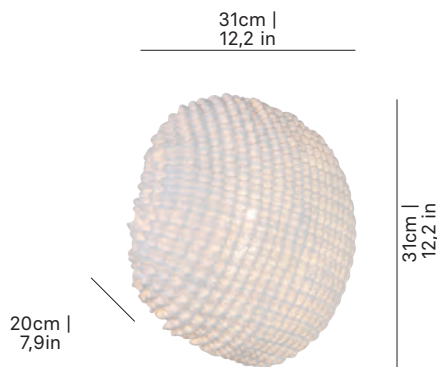
0,8kg | 1,8lb



36x36x31 cm
14,2x14,2x12,2 in
1kg | 2,2lb



Certifications:



Tati ref. TA06P-LD

LED / DIMMABLE

LAMPSHADE TULIPA
Painted stainless steel
Acero inoxidable pintado

One color to choose
Un color a elegir



Steel gloss nickel-plated
and stainless steel
Acero niquel-satinado
y acero inoxidable

SUPPORT SOPORTE
Steel gloss nickel-plated
and stainless steel
Acero niquel-satinado
y acero inoxidable

MOUNTING OPTIONS
OPCIONES DE INSTALACIÓN
Wall lamp
Aplique

LIGHT SOURCE BUILT-IN
FUENTE DE LUZ INCLUIDA

230V - 50Hz

8W 2700K 960lm built-in

upon request 3000K 1067lm

Dimming system PHASE CUT



NET WEIGHT
PESO NETO

1,2kg | 2,6lb




36x36x31 cm
14,2x14,2x12,2 in
1,5kg | 3,3lb



Certifications:





Tati ref. TA06G

LAMPSHADE TULIPA
Painted stainless steel
Acero inoxidable pintado

One color to choose
Un color a elegir



CUSTOM COLOR

Steel gloss nickel-plated
and stainless steel
Acero niquel-satinado
y acero inoxidable

SUPPORT SOPORTE
Steel gloss nickel-plated
and stainless steel
Acero niquel-satinado
y acero inoxidable

MOUNTING OPTIONS
OPCIONES DE INSTALACIÓN
Wall lamp
Aplique

RECOMMENDED BULBS
BOMBILLAS RECOMENDADAS

230V - 50Hz

E14 LED Vintage - Max. 2x7 W

120V - 60Hz

E12 LED - Max. 2x7 W

NET WEIGHT
PESO NETO

1kg | 2,2lb



52x47x31 cm
20,5x18,5x12,2 in
2,4kg | 5,3lb



Certifications:



LED

Tati ref. TA06G-LD

LAMPSHADE TULIPA
Painted stainless steel
Acero inoxidable pintado

One color to choose
Un color a elegir



CUSTOM COLOR

Steel gloss nickel-plated
and stainless steel
Acero niquel-satinado
y acero inoxidable

SUPPORT SOPORTE
Steel gloss nickel-plated
and stainless steel
Acero niquel-satinado
y acero inoxidable

MOUNTING OPTIONS
OPCIONES DE INSTALACIÓN
Wall lamp
Aplique

LED / DIMMABLE

LIGHT SOURCE BUILT-IN
FUENTE DE LUZ INCLUIDA

230V - 50Hz

8W 2700K 960lm built-in

upon request 3000K 1067lm

Dimming system PHASE CUT

100 - 277V - 60Hz

8W 2700K 960lm built-in

upon request 3000K 1067lm

Dimming system PHASE CONTROL and 0-10V
(only 120Vac TRIAC Dimmers)

NET WEIGHT
PESO NETO


1,4kg | 3,1lb



52x47x31 cm
20,5x18,5x12,2 in
2,4kg | 5,3lb



Certifications:



LED

Venus ref. VE06

LAMPSHADE TULIPA
Painted stainless steel
Acero inoxidable pintado

One color to choose
Un color a elegir



CUSTOM COLOR

Steel gloss nickel-plated
and stainless steel
Acero niquel-satinado
y acero inoxidable

SUPPORT SOPORTE
Painted steel in the
same color that
lampshade
Acero pintado en el
mismo color que la
tulipa

MOUNTING OPTIONS
OPCIONES DE INSTALACIÓN
Wall lamp
Aplique

LIGHT SOURCE BUILT-IN
FUENTE DE LUZ INCLUIDA

230V - 50Hz

4W 2700K 1060lm built-in

Dimming system PHASE CUT

100 - 277V - 60Hz

4W 2700K 1060lm built-in

Dimming system PHASE CONTROL and 0-10V
(only 120Vac TRIAC Dimmers)

NET WEIGHT
PESO NETO


1,6kg | 3,5lb



44x44x20 cm
17,3x17,3x7,9 in
2,6kg | 5,7lb



Certifications:



ACCESORIOS ACCESSORIES

CANOPY & PIECE TO MOVE THE ELECTRIC CABLE | FLORÓN & PIEZA PARA DESPLAZAMIENTO DE CABLE ELÉCTRICO




Option for luminaires with electric cable only
Opción para luminarias solamente con cable eléctrico



Option for luminaires with electric and steel cable
Opción para luminarias con cable eléctrico y de acero

PIECE TO HOLD THE STEEL CABLE
PIEZA PARA SUJECIÓN DE CABLE DE ACERO

REF. PIEZA004



PIECE TO MOVE THE ELECTRIC CABLE
PIEZA PARA DESPLAZAMIENTO DE CABLE ELÉCTRICO

REF. PIEZA002

FINISH IN BLACK COLOR
ACABADO EN COLOR NEGRO

REF. PIEZA006

CANOPY | FLORÓN

Canopy small Ø80mm
Florón pequeño Ø80mm

Finishing nickel-plated
Acabado níquel satinado

Maximum 3 outputs
Máximo 3 salidas

Ref. CAN8



Canopy medium Ø120mm
Florón mediano Ø120mm

Finishing nickel-plated
Acabado níquel satinado

Maximum 8 outputs
Máximo 8 salidas

Ref. CAN12



Type 1 Tipo 1

One side output
Salida por el lateral
hacia un lado



Type 2 Tipo 2

Around side output
Salida lateral
alrededor



Type 3 Tipo 3

Downward output
Salida hacia abajo



Finishing black matt
Acabado negro mate

For compositions
with black cable
Para composiciones
con cable negro

Canopy large Ø142mm
Florón grande Ø142mm

Finishing nickel-plated
Acabado níquel satinado

Maximum 16 outputs
Máximo 16 salidas

Ref. CAN14



Output number Número de salidas

From 2 to 16 Desde 2 hasta 16

For a larger number of outputs, consult with us
Para un mayor número de salidas, consúltenos

Canopy recessed
Florón empotrado

Finishing matt white
or matt black

Acabado blanco mate
o negro mate

Ref. CAN-BL

Ref. CAN-N



Ref. CAN-BL



Ref. CAN-N

LIGHT BULBS | BOMBILLAS

BASE	DESCRIPCIÓN	W	T (Kelvin)	REF.
E27 LED	Standard vintage Ø60mm	6	2700K 3000K	ELEC0907 ELEC0908
	Standard Dimmable vintage Ø60mm	6	2700K	ELEC0700
	Standard vintage Ø60mm	10	2700K	ELEC2201
E14 LED Round	Round Vintage	4	2700K	ELEC0689
G9 LED	LED bi-pin 230V	4	2700K 3000K	ELEC0703 ELEC0655

Ecodesign standards for lighting products are mandatory for all manufacturers and importers who intend to market their products in the EU.
As of September 1, 2021, Regulation (EU) 2019/2020 establishing eco-design requirements for light sources and independent control mechanisms repeals and replaces Regulations (EC) No 244/2009, (EC) No 244/2009, (EC) No 245/2009 and (EU) No 1194/2012.

Las normas de diseño ecológico para los productos de iluminación son obligatorias para todos los fabricantes e importadores que pretendan comercializar sus productos en la UE.
Desde el 1 de septiembre de 2021, el Reglamento (UE) 2019/2020 por el que se establecen requisitos de diseño ecológico para las fuentes luminosas y los mecanismos de control independientes deroga y sustituye los Reglamentos (CE) No 244/2009, (CE) n.º 244/2009, (CE) n.º 245/2009 y (UE) n.º 1194/2012.



a-emotional light
Calor Color S.L.
C/ Castiñeiras 108A.
15895 O Milladoiro, A Coruña, Spain.
T. +34 981 814 600

info@a-emotionallight.com
www.a-emotionallight.com

a-emotional light USA
a by emotional light inc.
1460 Broadway Ste 6025 New York, NY 10036 US
T. +1 323 599 6363

©2024 Calor Color S.L.
All rights reserved.